



# RISK factor

## Whizard Gloves

For the SAFETY of our Cast Members & Managers

- **Replacement Gloves**

1. Call EdDon direct 1-800-947-6703
2. Tell them what size Whizard glove you need from item #J7802
3. Replacement gloves are around \$11.00 each
4. Multiple sizes (XXSm, XSm, Sm, Med)

Maintain your Whizard Gloves

(order replacements when holes develop)

(order replacements when needed)

Multiple sizes ensure that there is a glove to fit all Cast Members & Managers

1. Always wear a Whizard Glove when working with a “Wonder” Knife
2. The Whizard Gloves are dishwasher safe
3. The Whizard Gloves are also sanitizer safe
4. After washing, squeeze the excess water from the Whizard gloves and hang the gloves to air dry by clipping them to the Glove Station

**Inside this issue:**

Top 10 and Sales	2
Magical Hospitality	3
Be Smart. Be Safe	4
Merchandise	6
Mattel Recall	7
Coupon Promotions	8
Tech. Support	10



# TOP 10

# Week 40

## Location                      Increase

- |     |                             |       |
|-----|-----------------------------|-------|
| 1.  | Colorado Springs, CO #558   | 59.2% |
| 2.  | Fort Smith, AR #301         | 56.9% |
| 3.  | North West Hwy/OKC, OK #889 | 48.2% |
| 4.  | Cedar Falls, IA #655        | 39.9% |
| 5.  | Denton, TX #310             | 39.3% |
| 6.  | Horn Lake, MS #564          | 37.6% |
| 7.  | Sioux City, IA #656         | 35.9% |
| 8.  | Greeley, CO #702            | 35.0% |
| 9.  | Amarillo, TX #937           | 34.5% |
| 10. | Gilroy, CA #373             | 32.8% |



## Location                      Volume

- |     |                                  |          |
|-----|----------------------------------|----------|
| 1.  | Bell/Los Ang, CA #446            | \$77,702 |
| 2.  | Sun Valley/Los Ang, CA #418      | \$70,234 |
| 3.  | Anchorage, AK #589               | \$65,932 |
| 4.  | Brooklyn, NY #522                | \$62,004 |
| 5.  | Lynwood, CA #377                 | \$59,083 |
| 6.  | Brentwood, CA #783               | \$57,002 |
| 7.  | Brandon/Tampa, FL #420           | \$56,193 |
| 8.  | National City/San Diego, FL #439 | \$55,549 |
| 9.  | Glendale, CA #634                | \$54,358 |
| 10. | Torrance/Los Ang, CA #4665       | \$53,754 |

# Complaints

### Southwest

575,586,587 & 599~2

### Northern

448,464,501,510 & 526

### Southeast

074,652,719 & 954

### Western

315,622 & 634

### Midwestern

060,326,686,713,738 & 834

### Southwest

105,416,417,586,857,891,930 & 950

### Northern

448,485,501,526,645,646 & 648

### Southeast

062,065,368,433,438,532,600,601~2,616, 638,663,681, 703,718,729 & 771~2

### Western

375~2,407,447,453,465 & 631

### Midwest

346,555,589,673,688,738,835,846,931, 948 & 963

# Complaints

This letter is to let you know what our organization, Foresters, thinks of **Kelly Wilkerson**.

Foresters is a family oriented fraternal benefit society that does charitable works for both members and members of the community. On September 15th we held a Community Day at the **Tinley Park, Illinois** location. We invited members from the community to join our party that day. Since we were inviting those who walked in, no one could anticipate how many people would be served. **Kelly** was most helpful to our group as well as being very professional. She made sure that everything ran smoothly and anticipated when we needed refills on everything from tokens to soda and pizzas. We cannot say enough good things about her and the way she ran our party.

We wanted to let the corporate office know that they made a wonderful choice when they hired **Kelly**.

Sincerely,

LeRoy Wiczorek

Tinley Park, IL Loc# 058  
Midwest Region:  
Randy Forsythe-RVP  
Arshad Khan-DM  
Angela Mate-GM  
Kelly Wilkerson-Cast Member  
THANK YOU KELLY!!



**Magical  
Hospitality**



I recently visited Chuck E Cheese on Saturday 9/29. I must have picked the busiest time they have on Saturday to go. It was non stop. People never stopped coming or going the whole time I was there. I was there to book a party not knowing you can book it online. I spoke to the manager on duty as well as the kid check attendant who were very helpful in explaining the party as well as how to book my party. As busy as it was no one was too busy to help. Everyone looked like they were happy to be there and all worked together. I look forward to many parties at this location in the future. Keep up the good work.

Richmond, VA Loc #652  
Southeast Region:  
Mark Wallace-RVP  
Chris Kelly-AD  
Tina Young-GM  
Thanks for all your hard work.



Las Vegas, NV Loc #315  
Western Region:  
Mike Boyko-RVP  
Louis Deignan-DM  
Celia Kimpel-Manager  
Way to act fast Celia!!

All I wanted to say is that I was amazed at how well the manager (**Celia** I believe) handled a situation on Tues. Oct. 2, 2007. In which tow families got in an argument over an incident. She acted quickly to diffuse the situation before it got worse. I just want her to get recognized for her actions.




# BE SMART. BE SAFE.

## Know Fire Prevention Steps and Responses

Prevent fires by practicing good housekeeping and taking the necessary precautions.

Prevenca los incendios practicando buena tareas de limpieza y tomando las precauciones necesarias



KEEP FIRE AWAY

### Identify possible fire hazards.

Fires result from combining the following elements:

Fuel: paper, wood, or flammable substances such as gasoline

Oxygen: a gas present in the air

Heat: flame, electricity, friction, sparks, or chemical reactions.

### Identifique los riesgos de incendios posibles.

Los incendios son producto de la combinación de los siguientes elementos:

Combustible: papel; madera; sustancias inflamables como la gasolina.

Oxígeno: gas presente en el aire.

Calor: llama, electricidad, fricción, chispas, reacción química.



## Sepa los pasos y las respuestas de la prevención contra los incendios.



**CHUCK E. CHEESE'S**

10/07

10/07

© 2007 Chuck E. Cheese's Company, LLC

# Know Fire Prevention Steps and Responses

## Sepa los Pasos y las Respuestas de la Prevención Contra los Incendios



### BACKGROUND INFORMATION

What would you do in the event someone yells "fire?" The reality is, there are steps that should be taken in the event of a fire. There are also steps that can be taken to prevent fires. Here we will discuss causes of fires and steps to take in the event a fire alarm sounds.

### INFORMACIÓN PREVIA

¿Qué haría en caso de que alguien gritara "¡Fuego!"? De hecho, existen medidas que es recomendable tomar en caso de incendio. También, existen otras medidas que se pueden tomar para prevenirlos. Aquí analizaremos las causas y los pasos a seguir en caso de que suene la alarma de incendios.

### Discussion Points:

Fires Result From Combining The Following Elements  
Fuel: paper, wood, flammable substances such as gasoline  
Oxygen: a gas present in the air  
Heat: flame, electricity, friction, sparks, chemical reaction

#### 1. Practice Good Housekeeping

- Dispose of waste promptly and properly
- Keep work areas free of dust and lint
- Keep combustible materials away from lights and machinery
- Replace cords and wires that are frayed or have worn insulation
- Don't overload circuits, motors, fuses or outlets
- Make sure you have good ground connections

#### 2. Identify Flammable Substances and Take Precautions

- Check labels and material safety data sheets (MSDSs) to identify flammable substances
- Follow handling and storage precautions to prevent spills and vapor releases
- Clean up flammable spills and leaks immediately
- Immediately remove clothing that has absorbed flammable liquids
- Substitute nonflammable materials for tasks when possible
- Keep flammable liquids in approved airtight metal containers that are closed when not in use
- Ground containers during liquid transfer to avoid creating static electricity
- Use flammable liquids only in well ventilated areas, away from heat, fire, etc.
- Do not place near heat or cut a container that previously contained a flammable liquid

#### 3. Identify Fuel and Ignition Sources:

- Handle oxygen cylinders carefully
- Don't handle the cylinders with oily hands or gloves or store near combustible materials
- Smoke only where permitted
- Use chemical label and MSDS information to keep incompatible substances away from each other

#### 4. Responding to the Alarm:

- React immediately when you hear an alarm, even if it's a drill
- Stay calm; move quickly. Don't run or panic
- Handle only those emergency tasks that have been assigned to you
- Follow instructions from the person in charge of the evacuation

### Temas de Debate:

Los incendios son producto de la combinación de los siguientes elementos:  
Combustible: papel; madera; sustancias inflamables como la gasolina.  
Oxígeno: gas presente en el aire.  
Calor: llama, electricidad, fricción, chispas, reacción química.

#### 1. Realice correctas tareas de limpieza y mantenimiento

- Deshágase de los desechos enseguida y de manera adecuada.
- Mantenga las áreas de trabajo libres de polvo y pelusas.
- Mantenga los materiales combustibles alejados de las luces y máquinas.
- Cambie los cables que estén raídos o hayan perdido el aislamiento.
- No sobrecargue los circuitos, motores, fusibles o tomas de electricidad.
- Asegúrese de que las conexiones a tierra estén en buenas condiciones.

#### 2. Identifique las sustancias inflamables y tome precauciones

- Controle las etiquetas y las planillas de datos sobre seguridad de materiales (MSDS) para identificar qué sustancias son inflamables.
- Sea precavido durante los procedimientos de manipulación y almacenamiento para prevenir derrames y escapes de vapores.
- Limpie los derrames y las pérdidas de sustancias inflamables de inmediato.
- Quiteee sin demoras la ropa que haya absorbido líquidos inflamables.
- En cambio, utilice en sus tareas materiales no inflamables, toda vez que sea posible.
- Guarde los líquidos inflamables en recipientes herméticos metálicos aprobados que puedan mantenerse cerrados mientras no se los utilice.
- Cuando trasvase líquidos, mantenga el recipiente sobre el suelo para evitar que se forme electricidad estática.
- Sólo use los líquidos inflamables en áreas bien ventiladas, alejadas del calor, el fuego, etc.
- No coloque cerca del fuego ni corte recipientes que hayan contenido un líquido inflamable.

#### 3. Identifique las fuentes combustibles y de ignición:

- Maneje los tubos de oxígeno con cuidado.
- No manipule los tubos con las manos engrasadas o usando guantes, ni los guarde cerca de materiales combustibles.
- Fume sólo en las zonas donde esté permitido.
- Utilice la información química que aparece en las etiquetas y MSDS para mantener separadas las sustancias que sean incompatibles.

#### 4. Cómo responder en caso de alarmas:

- Al oír la alarma reaccione de inmediato, aunque se trate de un simulacro.
- Mantenga la calma; muévase con celeridad. No corra ni entre en pánico.
- Encárguese solamente de las tareas de emergencia que se le hayan asignado.
- Siga las instrucciones de la persona a cargo de la evacuación.

© 2007 CEC Entertainment Concepts, L.R



CHUCKE CHEESE'S



# New sipin' shaped Chuck E Color Promo Cup

This promo cup is best used with non-carbonated beverages.

If the guest would like to put a carbonated beverage in it please let them know they need to remove the inside straw. The cup is now used like a water bottle/ sippy cup by tilting it up.

Not removing the straw will cause the pressure to push the beverage out of the cup.

Carbonated Beverages  
(no inner straw)



Non-Carbonated  
Beverages



## Mattel Recall - 4000 Tix Polly Pocket House of Style

Several weeks ago, we sent instructions for returning your recalled Mattel product back to Mattel. These instructions covered everything but one item - the *Polly Pocket House of Style*.

Because we expect very few of these items to still be in our CEC locations and we wish to simplify this process, we are requesting that you send **your *Polly Pocket House of Style* product directly to the Prize/Merch Department at the CEC Support Center.** Upon receiving, we will issue your CEC location a credit.

- Use UPS or Fed Ex (ground service)
- Put location # on package
- Save Tracking #'s

Please feel free to call if you have any questions, 972-257-3069.

### **\*\* CEC Bowling Set now \$8.99\*\***

The CEC Bowling Set price is changing from \$7.99 to \$8.99.

**1<sup>st</sup> - Sell through all \$7.99 bowling sets before you start selling the new \$8.99 sets.**

**(new sets will have new price hang tag)**

The CEC Item # is staying the same - 52175

Cost to location and price point changing.

Guest cost \$8.99                      Location cost \$4.40

You will see this change reflected on the Foland Web Order Guide.



# OCTOBER 21, 2007 COUPON PROMOTION

All stores will be participating in an FSI coupon promotion on October 21, 2007. Coupons will expire on December 1.

Coupon details by markets are listed below:

<p>- 1 large pizza with one or two toppings or Super Combo - 4 drinks - 30 tokens \$19.99 #105</p>	<p><b>BUY 40 TOKENS GET 40 TOKENS FREE</b> Get a total of 80 tokens \$10.00 #323</p>	<p>- 1 large one topping pizza - 2 regular size soft drinks - 20 tokens \$16.99 #197</p>	<p>- 1 large pizza with one or two toppings or Super Combo - 4 drinks - 100 tokens \$29.99 #156</p>
<p><b>MARKETS:</b></p>			
<p>ABILENE ALBANY, GA ALEXANDRIA AMARILLO ATLANTA AUSTIN BATON ROUGE BEAUMONT BIRMINGHAM BOISE BUFFALO CHARLESTON, SC CHARLESTON, WV CHATTANOOGA, TN CHICAGO COLORADO SPRINGS COLUMBIA, MO COLUMBUS, GA DALLAS/FT. WORTH DAVENPORT DAYTON/SPR. DENVER DES MOINES</p>	<p>DETROIT DOTHAN EL PASO ERIE EVANSVILLE FT. SMITH/FAYETT FT. WAYNE GRAND JUNCTION GRAND RAPIDS GREENBAY GREENSBORO-W. SALEM GREENVILLE, SC HATTISBURG, MS HOUSTON HUNTSVILLE INDIANAPOLIS JOHNSTOWN/ALTOONA JOPLIN, MO KNOXVILLE LACROSSE LAFAYETTE LAKE CHARLES LANSING</p>	<p>LAS VEGAS LEXINGTON, KY LINCOLN LITTLE ROCK, AR LOS ANGELES LUBBOCK MACON MADISON MIDLAND MCALLEN/BROWNSVILLE MIAMI MINNEAPOLIS MONTGOMERY NEW ORLEANS OMAHA ORLANDO PALM SPRINGS PEORIA PHOENIX PITTSBURGH PORTLAND, OR RALEIGH/DURHAM RAPID CITY, IA</p>	<p>RENO ROANOKE ROCKFORD SHERMAN SIOUX CITY SIOUX FALLS SOUTH BEND SPRINGFIELD, IL SPRINGFIELD, MO TAMPA/ST. PETE TOLEDO TOPEKA TRI-CITIES/JOHNSON CITY VICTORIA WACO WEST PALM WICHITA FALLS WICHITA, KS WILKES/BARRE-SCRANTON YOUNGSTOWN YUMA/EL CENTRO</p>

<p>- 1 large pizza with one or two toppings or Super Combo - 3 drinks - 30 tokens \$19.99 #260</p>	<p><b>BUY 50 TOKENS GET 50 TOKENS FREE</b> Get a total of 100 tokens \$12.50 #324</p>	<p>- 1 large pizza with one or two toppings or Super Combo - 4 regular size soft drinks - 50 tokens \$24.99 #142</p>	<p>- 1 large pizza with one or two toppings or Super Combo - 4 drinks - 100 tokens \$29.99 #156</p>
--	---	--	---

PLEASE NOTE THAT THE DRINKS ON THE \$19.99 COUPON HAVE CHANGED FROM 4 DRINKS TO 3 DRINKS

**MARKETS:**  
 BAKERSFIELD NEW YORK SALINAS/MONTEREY SAN FRANCISCO  
 BALTIMORE NORFOLK/VA BEACH SALISBURY, MD S BARBARA -S MARIA  
 CINCY PORTLAND, OR SAN DIEGO SEATTLE  
 WASHINGTON DC





- 1 large pizza with one or two toppings or Super Combo  
 - 3 drinks  
 - 30 tokens  
 \$19.99  
 #260

**BUY 50 TOKENS  
 GET 50 TOKENS FREE**  
 Get a total of 100 tokens  
 \$12.50  
 #324

- 1 large pizza with one or two toppings or Super Combo  
 - 4 regular size soft drinks  
 - 50 tokens  
 \$24.99  
 #142

- 1 large pizza with one or two toppings or Super Combo  
 - 4 drinks  
 - 100 tokens  
 \$30.99  
 #143

**PLEASE NOTE THAT THE DRINKS ON THE \$19.99 COUPON HAVE CHANGED FROM 4 DRINKS TO 3 DRINKS**

**MARKETS:**

ANCHORAGE	COLUMBUS, OH	LOUISVILLE	SACRAMENTO
ALBANY, NY	FRESNO/VISALIA	PHILADELPHIA	SPRINGFIELD, MA
ALBUQUERQUE	GREENVILLE, NC (JAX NC)	PORTLAND, ME	ST. LOUIS
BINGHAMPTON	HARRISBURG, PA	PROVIDENCE	SYRACUSE, NY
BOSTON	HARTFORD	RICHMOND	
CHARLOTTE, NC	JACKSONVILLE	ROCHESTER	

- 1 large pizza with one or two toppings or Super Combo  
 - 4 drinks  
 - 30 tokens  
 \$19.99  
 #105

**BUY 40 TOKENS  
 GET 40 TOKENS FREE**  
 Get a total of 80 tokens  
 \$10.00  
 #323

- 1 large pizza with one or two toppings or Super Combo  
 - 4 regular size soft drinks  
 - 50 tokens  
 \$24.99  
 #142

- 1 large pizza with one or two toppings or Super Combo  
 - 4 drinks  
 - 100 tokens  
 \$29.99  
 #156

**MARKETS:**

AUGUSTA	COLUMBIA, SC	MEMPHIS	SAN ANTONIO
BILOXI-GULFPORT	CORPUS CHRISTI	MILWAUKEE	SAVANNAH
BOWLING GREEN	FLINT/SAGINAW	MOBILE/PENSACOLA	SHREVEPORT
CEDAR RAPIDS	JACKSON, TN	NASHVILLE	TULSA
CLEVELAND	KANSAS CITY	OKLAHOMA CITY	TYLER/LONGVIEW

- 1 large pizza with one or two toppings or Super Combo  
 - 4 drinks  
 - 30 tokens  
 \$21.99  
 #146

**BUY 50 TOKENS  
 GET 50 TOKENS FREE**  
 Get a total of 100 tokens  
 \$12.50  
 #324

- 1 large one topping pizza  
 - 2 regular size soft drinks  
 - 20 tokens  
 \$16.99  
 #197

- 1 large pizza with one or two toppings or Super Combo  
 - 4 drinks  
 - 100 tokens  
 \$29.99  
 #156

**MARKETS:  
 PHOENIX**

Call the POS department at 972-258-5451 if you have any questions about your registers. If you have any questions after hours, call 817-870-0744.

Please call Piper Ranne at 972/258-5489 if you have any questions about the coupon promotion.



# Chuck E Cheese

4441 W Airport Frwy

Irving TX 75062

Phone: 972-2588507

Fax: 972-258-4215


[www.chuckecheese.com](http://www.chuckecheese.com)

[bbs.cecentertainment.com](http://bbs.cecentertainment.com)

*Where A Kid  
Can Be A Kid*

## I.C.E. Sketch Book H.P. Printer 1200 and 1300

If the printer has a hard time picking a sheet of paper then check the "Pick Up roller" for wear. This is located inside the cartridge bay so to see the roller you have to first remove the cartridge from the printer. The roller should be gray in color however toner can get on the roller and make it slick and black in color. The roller can be cleaned with a lint free cloth and Alcohol. If the roller is worn, you can rotate the rubber 180' to get additional life from the roller.



An Illustrated parts and service manual for the H.P. 1200 and 1300 model of printers are available on the Technical Support web Site [BBS.CECENTERTAINMENT](http://BBS.CECENTERTAINMENT)

If you have received an advance replacement H.P. Sketch Book Printer and you are returning the failed printer, please remember to do the following things.

1. Remove the Ink Cartridge before shipping
2. Have at least 2 to 3 inches of packing around the entire printer and if you are using the same box as the exchange printer that was sent to you, please remember to re-tape the bottom of the box due to wear during previous shipment.
3. If at all possible vacuum or remove as much toner from the printer as possible.

# CHUCK E. FOCUS - OCTOBER 2007 ISSUES

(ONE ISSUE - 10/12/07)

Date of Origin: 2007  
Archived: 5-30-12  
Submission by Steve  
Version 1.0

The documents contained herein are for educational use only.  
Please do not replicate, redistribute, or make any unauthorized  
printings. All intellectual property including characters,  
artwork, photography, and slogans are trademark and/or  
copyright their respective owners.

