



CYBERAMICS™ Parts Manual

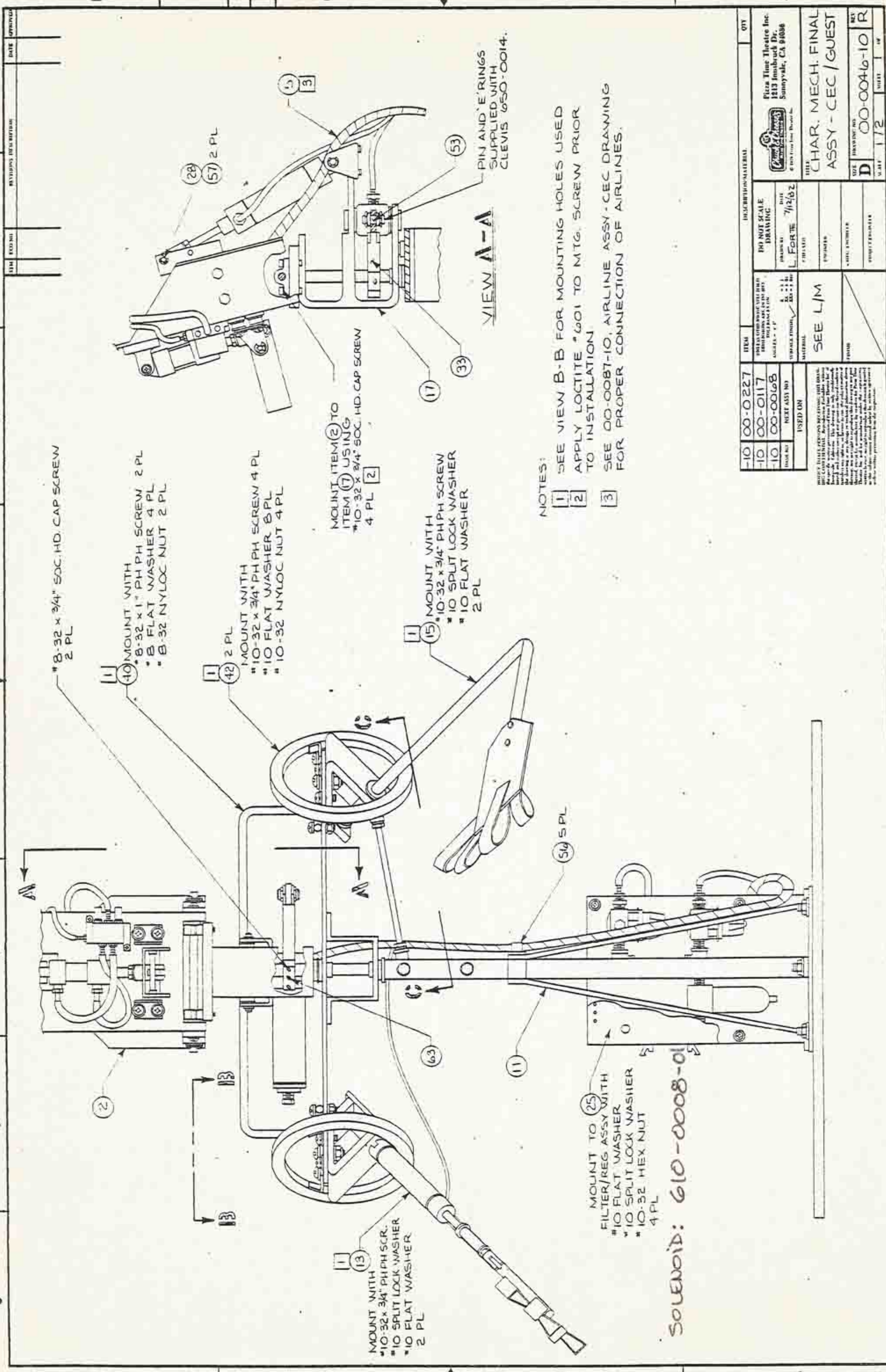
COSMETIC REPLACEMENT PART LIST

TABLE OF CONTENTS

DESCRIPTION	PART No.	BEGINNING PAGE No.
Character final mechanical	000-0046-XX	A2.1-1
Head	000-0044-XX	A3.1-1
Eyelid	000-0042-XX	A3.2-1
Eyeball	000-0043-XX	A3.3-1
Centering, Eyeball	000-0045-XX	A3.4-1
Yoke	000-0268-XX	A4.1-1
Fixed rotate arm, stage right	000-0238-XX	A4.2-1
Power-up arm, stage right	000-0239-XX	A4.3-1
Fixed rotate arm, stage left	000-0240-XX	A4.4-1
Base support	000-0236-XX	A5.1-1
Filter regulator, single	000-0016-XX	A5.2-1
Air filter regulator, double	000-0036-XX	A5.3-1
Banjo, Jasper's	000-0265-XX	A6.1-1
Bird final mechanical	000-0299-XX	A7.1-1
Drum board	000-0050-XX	A8.1-1
Striker unit, drum	000-0002-XX	A8.2-1
Triangle stand	000-0024-XX	A8.3-1
Tamborine unit	000-0027-XX	A8.4-1
Applause board, final	000-0054-XX	A9.1-1
Applause board, final mechanical	000-0122-XX	A9.2-1
Hinge mechanical	000-0163-XX	A9.3-1
Flag waver final	000-0004-XX	A10.1-1
Flag waver sub-assembly	000-0001-XX	A10.2-1
Filter regulator, main	000-0052-XX	A11.1-1
Rack, computer	000-0169-XX	A12.1-1
Control chassis	000-0012-XX	A12.2-1
Front panel, control chassis	000-0021-XX	A12.3-1
Control module, lamp	000-0176-XX	A13.1-1
Lamp bar	000-0177-XX	A13.2-1
Spotlite bar	000-0178-XX	A13.3-1
Floodlite bar	000-0179-XX	A13.4-1
A.C. switch module	000-0170-XX	A13.5-1

ASSEMBLY LISTING

PART No.	DESCRIPTION	BEGINNING PAGE No.
000-0001-XX	Flag waver sub-assembly	A10.2-1
000-0002-XX	Striker unit, drum	A8.2-1
000-0004-XX	Flag waver final	A10.1-1
000-0012-XX	Control chassis	A12.2-1
000-0016-XX	Filter regulator, single	A5.2-1
000-0021-XX	Front panel, control chassis	A12.3-1
000-0024-XX	Triangle stand	A8.3-1
000-0027-XX	Tamborine unit	A8.4-1
000-0036-XX	Air filter regulator, double	A5.3-1
000-0042-XX	Eyelid	A3.2-1
000-0043-XX	Eyeball	A3.3-1
000-0044-XX	Head	A3.1-1
000-0045-XX	Centering, Eyeball	A3.4-1
000-0046-XX	Character final mechanical	A2.1-1
000-0050-XX	Drum board	A8.1-1
000-0052-XX	Filter regulator, main	A11.1-1
000-0054-XX	Applause board, final	A9.1-1
000-0122-XX	Applause board, final mechanical	A9.2-1
000-0163-XX	Hinge mechanical	A9.3-1
000-0169-XX	Rack, computer	A12.1-1
000-0170-XX	A.C. switch module	A13.5-1
000-0176-XX	Control module, lamp	A13.1-1
000-0177-XX	Lamp bar	A13.2-1
000-0178-XX	Spotlite bar	A13.3-1
000-0179-XX	Floodlite bar	A13.4-1
000-0236-XX	Base support	A5.1-1
000-0238-XX	Fixed rotate arm, stage right	A4.2-1
000-0239-XX	Power-up arm, stage right	A4.3-1
000-0240-XX	Fixed rotate arm, stage left	A4.4-1
000-0265-XX	Banjo, Jasper's	A6.1-1
000-0268-XX	Yoke	A4.1-1
000-0299-XX	Bird final mechanical	A7.1-1



8-32 x 3/4" SOC. HD. CAP SCREW
2 PL

11 MOUNT WITH
8-32 x 1" PH PH SCREW 2 PL
8 FLAT WASHER 4 PL
B-32 NYLOC NUT 2 PL

11 42 2 PL
MOUNT WITH
10-32 x 3/4" PH PH SCREW 4 PL
10 FLAT WASHER 8 PL
10-32 NYLOC NUT 4 PL

MOUNT ITEM (2) TO
ITEM (17) USING
10-32 x 3/4" SOC. HD. CAP SCREW
4 PL (2)

11 15 MOUNT WITH
10-32 x 3/4" PH PH SCREW
10 SPLIT LOCK WASHER
10 FLAT WASHER
2 PL

11 13 MOUNT WITH
10-32 x 3/4" PH PH SCR.
10 SPLIT LOCK WASHER
10 FLAT WASHER
2 PL

MOUNT TO (25)
FILTER/REG ASSY WITH
10 FLAT WASHER
10 SPLIT LOCK WASHER
10-32 HEX NUT
4 PL

SOLENOID: 610-0008-01

VIEW A-A

PIN AND E'RINGS
SUPPLIED WITH
CLEVIS 650-0014.

- NOTES:
- SEE VIEW B-B FOR MOUNTING HOLES USED
 - APPLY LOCTITE #601 TO MTG. SCREW PRIOR TO INSTALLATION
 - SEE 00-0087-10, AIRLINE ASSY-CEC DRAWING FOR PROPER CONNECTION OF AIRLINES.

ITEM	QUANTITY	DESCRIPTION/MATERIAL
10	00-0227	SOLENOID WITH REG. FILTER/REG ASSY
10	00-0117	SOLENOID WITH REG. FILTER/REG ASSY
10	00-0068	SOLENOID WITH REG. FILTER/REG ASSY

USED ON:

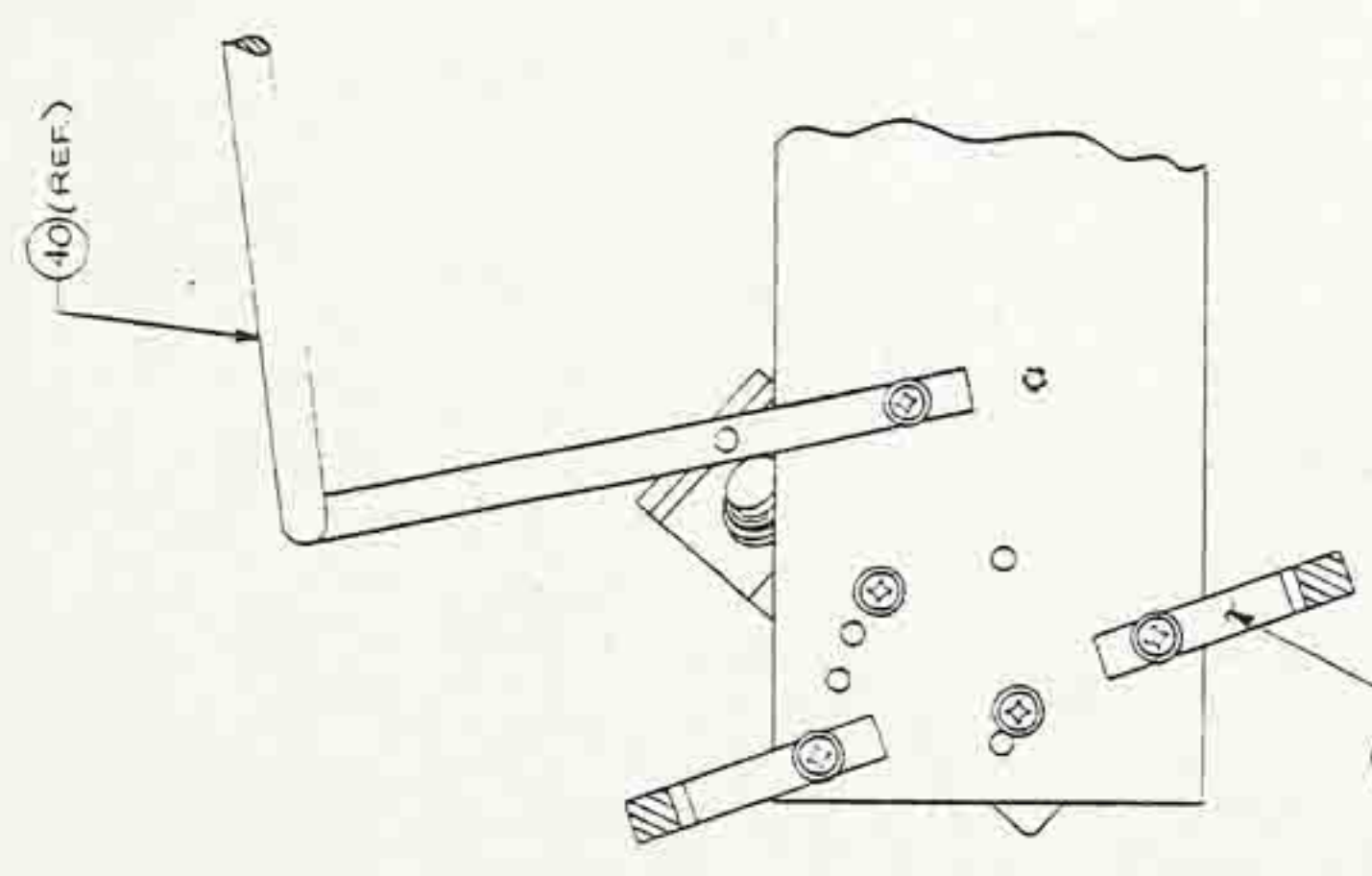
SEE L/M

NO.	REV.	DATE	BY	CHK'D
1	1	7/12/82		

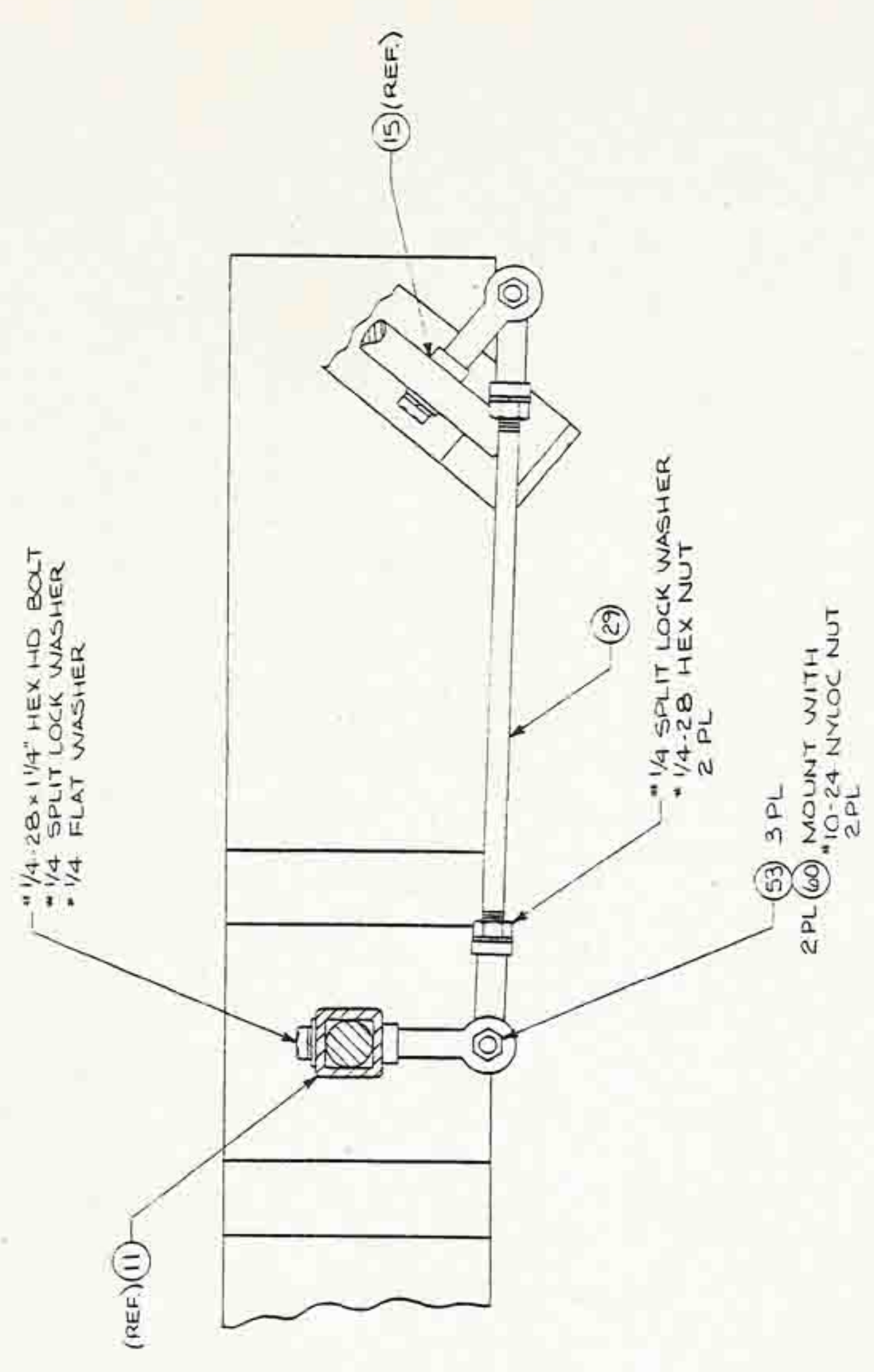
PIZZA TIME THEATRE INC.
 1813 JENSEN DR.
 SUNNYVALE, CA 94086

TITLE: CHAR. MECH. FINAL ASSY - CEC / GUEST
 DRAWING NO: 00-0046-10 R
 SHEET: 1 OF 2

REV.	DESCRIPTION	DATE	APPROVAL
1			
2			



VIEW 13-13
TYPICAL 2 PL
SCALE: 1/1



VIEW 1-1
SCALE: 1/1

ITEM	DESCRIPTION/MATERIAL	QTY
<p>UNLESS OTHERWISE SPECIFIED, DIMENSIONS ARE IN INCHES ANGLES = 90° FINISHES: S.S. = STAINLESS STEEL; P.L. = POLYMER; PL = PLATED; Z.P.L. = ZINC PLATED</p>		
<p>DO NOT SCALE DRAWING</p>		
<p>DESIGNER: [Signature]</p>		
<p>DATE: 1/2</p>		
<p>PROJECT ENGINEER: [Signature]</p>		
<p>PROJECT: CHAR. MECH. FINAL ASSY - CEC / GUEST</p>		
<p>SCALE: 1/2</p>		
<p>REV: 00-0046-10 R</p>		

LIST OF MATERIALS



REV

0010046

ITEM	PART NUMBER										REFERENCE	DESCRIPTION	L/M	R	
	90	80	70	60	50	40	30	20	10	0					
1	-	-	-	2	2	-	-	-	-	-		FLAG WAYER - LEFT	YES	R	
2	-	-	1	-	-	1	1	-	-	-		HEAD MECH ASSY - STD	YES		
3	1	-	-	-	-	-	-	-	-	-		HEAD MECH ASSY - PASQ	YES		
4	-	-	-	1	1	-	-	-	-	-		HEAD MECH ASSY - DOLLI	YES		
5	-	-	-	-	-	-	1	1	-	-		AIRLINE ASSY - CEC	YES		
6	-	-	-	-	-	-	1	1	-	-		AIRLINE ASSY - JASP.	YES		
7	-	-	-	-	1	-	-	-	-	-		AIRLINE ASSY - DOLLI	YES		
8	-	-	-	-	-	-	-	-	-	-		AIRLINE ASSY - ARTIE	YES		
9	-	-	1	-	-	-	-	-	-	-		AIRLINE ASSY - MUNCH	YES		
10	1	-	-	-	-	-	-	-	-	-		AIRLINE ASSY - PASQ	YES		
11	1	1	-	-	-	-	1	1	-	-		BASE TORSO ASSY	YES		
12	-	-	-	1	1	-	-	-	-	-		BASE TORSO ASSY - PED	YES		
13	-	-	1	-	-	-	-	-	-	-		STAGE RT. ARM - POWER UP	YES		
14	1	1	-	-	-	-	-	-	-	-		STAGE RT. ARM - FIXED ROT.	YES		
15	1	1	-	-	-	-	1	1	-	-		STAGE LT. ARM - FIXED ROT.	YES		
16	-	-	-	-	-	-	-	-	-	-		JASPER BANJO ASSY.	YES		
17	-	-	-	1	1	-	1	1	-	-		YOKE ASSY - ROTATE & TILT	YES		
18	1	1	-	-	-	-	-	-	-	-		YOKE ASSY - ROTATE NOTILT	YES		
19	-	-	-	-	1	-	-	-	-	-		DOLLI BREAST PLATE	YES		
20	-	-	-	1	1	-	-	-	-	-		HAND ASSY - RIGHT	YES		
21	-	-	-	1	1	-	-	-	-	-		HAND ASSY - LEFT	YES		
22	-	-	-	1	1	-	-	-	-	-		SOL. BD. ASSY - DOLLI #1	YES		
23	-	-	-	-	1	-	-	-	-	-		SOL. BD. ASSY - DOLLI #2	YES		
-10	USED ON										-60	ARTIE			
-20											-70	MUNCH			
-30											-80	PASQ.			
-40											-90				
-50	DOLLI														

REV	DATE	BY	DESCRIPTION	TITLE
0378				CHAR. MECH.
0387				FINAL ASSY
0449				
0452				
0491				
0517				
0555				
0592				
0616				
0719				
0732				
0765				
0793				
0808				
0868				
0906				
0920				
0935				
0950				
0965				
0980				
1000				

LIST OF MATERIALS



REV 00-0046 R

ITEM	PART NUMBER										REFERENCE	DESCRIPTION	L/M						
	90	80	70	60	50	40	30	20	10	0									
24	-	-	-	1	-	-	-	-	-	0	6	0	0	5	1	1	SOL. BD. ASSY - ARTIE #2	YES	
25	-	-	-	-	-	-	-	-	-	0	6	1	0	0	5	1	0	SOL. BD. ASSY - STANDARD	YES
26	1	1	-	-	-	-	-	-	-	0	6	1	0	0	5	2	0	SOL. BD. ASSY - J/P/M	YES
27	-	-	-	2	2	-	-	-	-	0	1	0	0	0	2	0	1	SUPPORT, FLAG POLE	-
28	1	1	1	1	1	1	1	1	1	0	1	0	0	2	4	0	1	HEAD TILT CYL SHAFT	-
29	-	-	-	-	-	-	-	-	-	0	1	0	0	9	9	0	1	EXTENSION ROD	-
30	1	-	-	-	-	-	-	-	-	0	1	0	1	1	4	0	2	BODY TILT INSERT	-
31	-	-	-	-	-	-	-	-	-	0	1	0	1	7	2	0	3	SPACER	-
32	2	1	-	-	-	-	-	-	-	0	1	0	1	7	2	0	4	SPACER	-
33	1	1	1	1	1	1	1	1	1	0	1	0	1	8	0	0	1	HEAD TURN DRIVE	-
34	-	-	-	4	4	-	-	-	-	0	1	0	1	8	6	0	1	FLAG POLE SLEEVE	-
35	-	-	-	2	2	-	-	-	-	0	1	0	2	3	2	0	1	DOLLI HAND UNION BRKT	-
36	-	-	-	2	2	-	-	-	-	0	1	0	2	3	3	0	1	DOLLI HAND EXTENSION	-
37	-	-	-	4	4	-	-	4	-	0	1	0	2	8	8	0	1	LEATHER STRAIN RELIEF	-
38	2	-	-	-	-	-	-	-	-	0	1	0	2	8	9	0	1	MODIFIED SPH. ROD END	-
39	-	-	-	-	-	-	-	-	-	0	1	0	3	6	4	0	1	FRET BRACKET	-
40	1	1	1	1	1	1	1	1	1	0	1	0	3	6	5	0	1	COSMETIC SUPPORT BAR	-
41	-	-	-	2	2	-	-	2	-	0	1	0	3	6	6	0	1	UP. ARM COSM. SUPT. BRKT.	-
42	2	2	2	2	2	2	2	2	2	0	1	0	4	6	5	0	1	COSMETIC SUPPORT RING	-
43	-	-	-	-	-	-	-	-	-	6	0	0	0	0	4	0	1	AIR CYLINDER	-
44	2	-	-	-	-	-	-	-	-	6	0	0	0	0	8	0	1	AIR CYLINDER	-
45	1	1	1	1	1	1	1	1	1	6	1	0	0	0	8	0	1	VALVE 4 WAY	-
46	1	1	1	1	1	1	1	1	1	6	3	0	0	0	1	0	1	BARB, #10-32 X 1/8" HOSE	-

USED ON	REV	TITLE
CEC/GUEST	-60	ARTIE
JASPER	-70	MUNCH
	-80	PASQ.
	-90	
DOLLI		

CHAR. MECH.
FINAL ASSY
REV
A 00-0046 R

SHT 4 OF 5



LIST OF MATERIALS

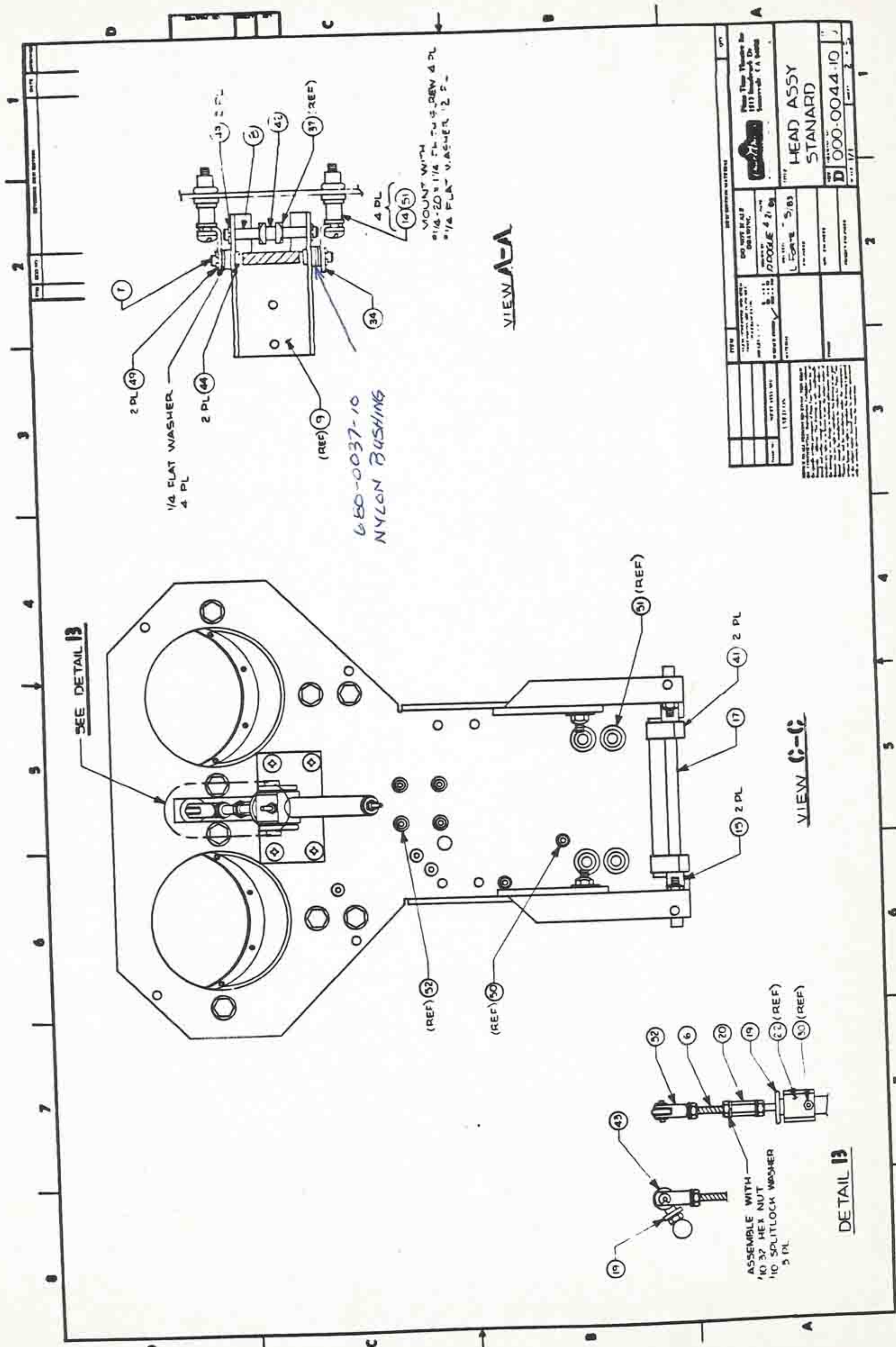
REV

0010046

ITEM	PART NUMBER										REFERENCE	DESCRIPTION	L/M						
	90	80	70	60	50	40	30	20	10										
47	2	2	-	-	-	-	2	-	6	3	0	0	0	3	0	1	AIR MUFFLER	-	
48	-	-	-	-	1	-	-	-	6	3	0	0	0	0	5	0	1	AIR TEE 1/8 X 1/8 X 1/8	-
49	3	3	-	-	-	-	3	-	6	3	0	0	0	0	8	0	1	BARB, #10-32 X 1/16" HOSE	-
50	4	4	-	-	-	-	-	-	6	3	0	0	0	1	1	0	1	BARB, 1/8 NPT TO 1/16 HOSE	-
51	4	4	-	-	-	-	4	-	6	3	0	0	0	3	3	0	1	RUBBER WASHER	-
52	-	-	-	-	-	-	-	3	6	8	0	0	0	2	6	0	1	SPHERICAL ROD END	-
53	1	1	1	1	1	1	1	1	6	8	0	0	0	3	4	0	1	BEARING	-
54	-	-	-	-	-	-	6	-	7	0	0	0	1	1	7	0	1	DEFROST HOSE	-
55	-	-	-	8'	8'	-	-	-	7	5	0	0	0	0	7	0	1	DRYER HOSE, 4" DIA.	-
56	5	5	5	5	5	5	5	5	7	6	0	0	0	2	1	0	1	PANDUIT HARNESS TIE DOWN	-
57	2	2	2	2	2	2	2	2	8	0	0	0	0	1	5	0	1	E' RING 1/4" SHAFT	-
58	-	-	-	4	4	-	-	-	8	0	0	0	0	3	1	0	1	HOSE CLAMP	-
59	-	-	-	2	2	-	-	-	8	0	0	0	0	4	8	0	1	4" ANGLE BRACKET	-
60	3	2	-	-	-	-	2	2	8	0	0	0	0	6	9	0	1	ALLEN HEX. SOC. HD. SCREW	-
61	-	-	-	15'	-	-	-	-	8	0	0	0	0	8	4	0	1	CRS STRAPPING	-
62	-	-	-	4	4	-	-	-	8	0	0	0	0	9	4	0	1	STAND OFF	-
63	1	1	1	1	1	1	1	1	8	0	0	0	1	4	9	0	1	ROLL PIN	-
64	1	-	-	-	-	-	-	-	8	0	0	0	1	6	8	0	1	ALLEN HEAD BOLT 10-32 X 1/2	-

TITLE		REV
CHAR. MECH		
FINAL ASSY		
A 10010046		R

USED ON	-60	ARTIE	REV
-10 CEC /GUEST	-70	MUNCH	
-20 JASPER	-80	PASQ.	
-30	-90		
-40			
-50 DOLLI			





LIST OF MATERIALS

ITEM	PART NUMBER										REFERENCE	DESCRIPTION	LM					
	40	30	70	60	50	10	10	20	30	10								
24						1	6	0	0	0	2	0	0	1		CYLINDER, MOUTH	~	
25						1	6	1	0	0	0	8	0	1		4 WAY VALVE	~	
26						1	6	2	0	0	0	5	0	1		SPRING COMPRESSION	~	
27						3	6	3	0	0	0	1	0	1		NIPPLE #10-32 TO 1/8"	~	
28						2	6	3	0	0	0	2	0	1		NIPPLE 1/8NPT TO 1/8"	~	
29						2	6	3	0	0	0	3	0	1		AIR MUFFLER	~	
30						5	6	3	0	0	0	8	0	1		NIPPLE #10-32 TO 1/8"	~	
31						8	6	3	0	0	0	3	0	1		RUBBER WASHER	~	
32						2	6	5	0	0	0	4	0	1		CLEVIS ROD WIPIN	~	
33																		
34						1	6	5	0	0	0	6	0	1		PIVOT BRKT PAIR	~	
35																		
36																		
37						1	6	5	0	0	0	2	7	0	1		CLY CLEVIS, MOUTH	~
38						1	6	5	0	0	0	2	8	0	1		CYL PIVOT, MOUTH	~
39						1	6	5	0	0	0	3	8	0	1		MOUNTING NUT	~
40																		
41						2	6	8	0	0	0	5	0	1		BRG PILLOW FLANGE	~	
42						1	6	8	0	0	0	8	0	1		CYLINDRICAL BRG 1/4"	~	
43						4	6	8	0	0	0	9	0	1		CYLINDRICAL BRG 3/16"	~	
44						2	6	8	0	0	0	1	4	0	1		BEARING FLANGE	~
45						2	6	8	0	0	0	1	6	0	1		BRG PILLOW BLOCK	~
46						2	6	8	0	0	0	2	0	0	1		BRG NYLINER	~
47																		
48						1/2	7	4	0	0	0	1	0	1		TUBING	~	
49						4	8	0	0	0	0	1	5	0	1		E RING, 1/4" SHAFT	~
50						2	8	0	0	0	0	2	9	0	1		WELL NUT, #6-32	~
51						8	8	0	0	0	0	3	0	0	1		WELL NUT, #1/4-20	~

REV	DESCRIPTION	DATE	BY	CHK
A	CHANGES SEE ECO	2-15-60	WJW	PKA
B	DELETED ITEMS 40, 41, 42	3-5-60		
C	ADDED SPRING - ITEM 53	3-5-60		
D	ITEM 32 WAS CHANGED FROM 5/16 TO 1/2"	4-5-60		
E	ADDED TO COME FROM L/H AND R/H	4-5-60		
F	ADDED KEY TO GO TO 00-0045	4-5-60		
G	ITEM 19 - 5/16" PH HD SCREW	4-5-60		
H	DELIVERED TO 01-0100 BRN	4-5-60		
I	AND MOUNTING HARDWARE REPLACE	4-5-60		
J	PH/01-0214 WITH 01-0100			

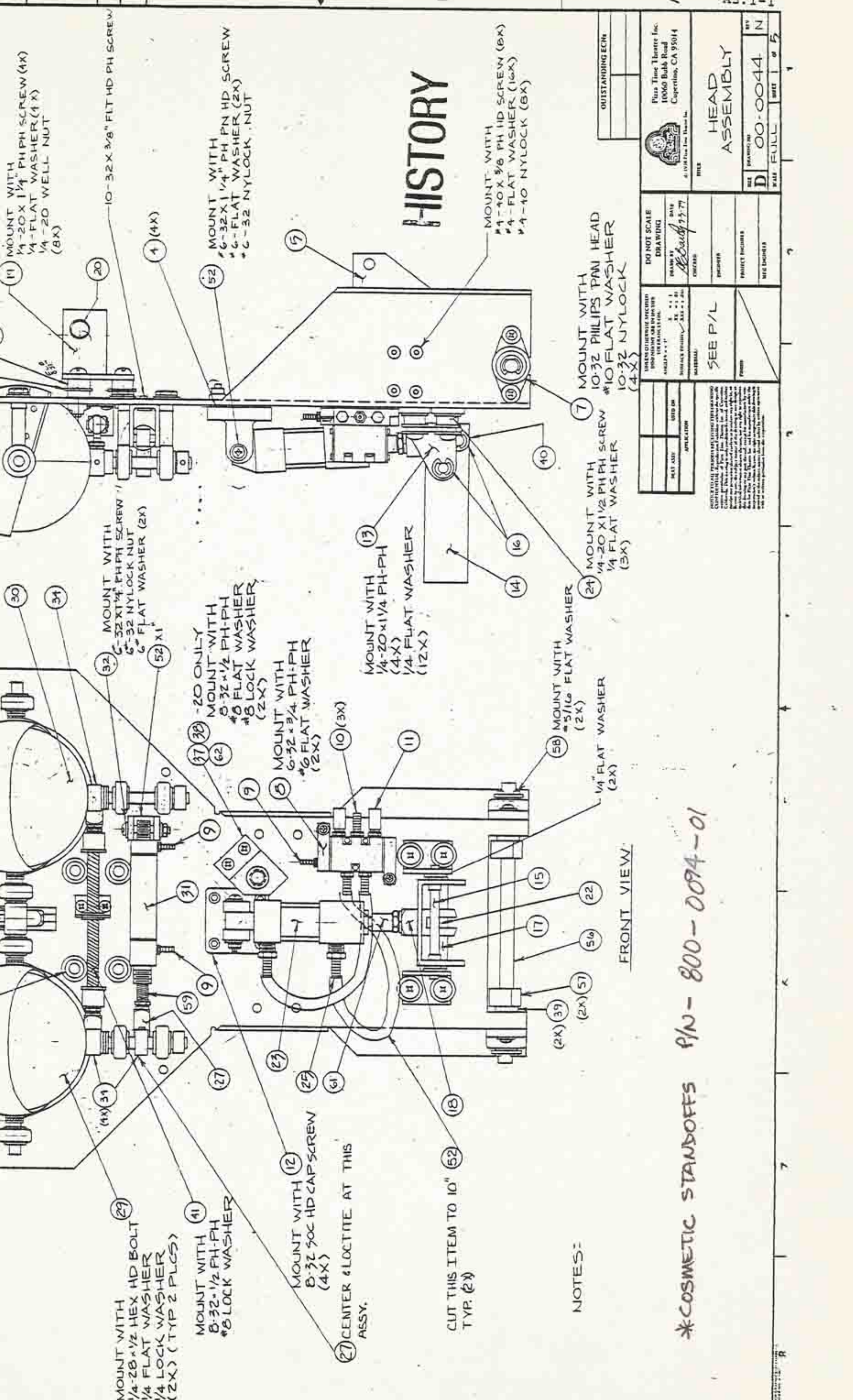
REV	DESCRIPTION	DATE	BY	CHK
A	CHANGES SEE ECO	2-15-60	WJW	PKA
B	DELETED ITEMS 40, 41, 42	3-5-60		
C	ADDED SPRING - ITEM 53	3-5-60		
D	ITEM 32 WAS CHANGED FROM 5/16 TO 1/2"	4-5-60		
E	ADDED TO COME FROM L/H AND R/H	4-5-60		
F	ADDED KEY TO GO TO 00-0045	4-5-60		
G	ITEM 19 - 5/16" PH HD SCREW	4-5-60		
H	DELIVERED TO 01-0100 BRN	4-5-60		
I	AND MOUNTING HARDWARE REPLACE	4-5-60		
J	PH/01-0214 WITH 01-0100			

REV	DESCRIPTION	DATE	BY	CHK
A	CHANGES SEE ECO	2-15-60	WJW	PKA
B	DELETED ITEMS 40, 41, 42	3-5-60		
C	ADDED SPRING - ITEM 53	3-5-60		
D	ITEM 32 WAS CHANGED FROM 5/16 TO 1/2"	4-5-60		
E	ADDED TO COME FROM L/H AND R/H	4-5-60		
F	ADDED KEY TO GO TO 00-0045	4-5-60		
G	ITEM 19 - 5/16" PH HD SCREW	4-5-60		
H	DELIVERED TO 01-0100 BRN	4-5-60		
I	AND MOUNTING HARDWARE REPLACE	4-5-60		
J	PH/01-0214 WITH 01-0100			

REV	DESCRIPTION	DATE	BY	CHK
A	CHANGES SEE ECO	2-15-60	WJW	PKA
B	DELETED ITEMS 40, 41, 42	3-5-60		
C	ADDED SPRING - ITEM 53	3-5-60		
D	ITEM 32 WAS CHANGED FROM 5/16 TO 1/2"	4-5-60		
E	ADDED TO COME FROM L/H AND R/H	4-5-60		
F	ADDED KEY TO GO TO 00-0045	4-5-60		
G	ITEM 19 - 5/16" PH HD SCREW	4-5-60		
H	DELIVERED TO 01-0100 BRN	4-5-60		
I	AND MOUNTING HARDWARE REPLACE	4-5-60		
J	PH/01-0214 WITH 01-0100			

REV	DESCRIPTION	DATE	BY	CHK
A	CHANGES SEE ECO	2-15-60	WJW	PKA
B	DELETED ITEMS 40, 41, 42	3-5-60		
C	ADDED SPRING - ITEM 53	3-5-60		
D	ITEM 32 WAS CHANGED FROM 5/16 TO 1/2"	4-5-60		
E	ADDED TO COME FROM L/H AND R/H	4-5-60		
F	ADDED KEY TO GO TO 00-0045	4-5-60		
G	ITEM 19 - 5/16" PH HD SCREW	4-5-60		
H	DELIVERED TO 01-0100 BRN	4-5-60		
I	AND MOUNTING HARDWARE REPLACE	4-5-60		
J	PH/01-0214 WITH 01-0100			

REV	DESCRIPTION	DATE	BY	CHK
A	CHANGES SEE ECO	2-15-60	WJW	PKA
B	DELETED ITEMS 40, 41, 42	3-5-60		
C	ADDED SPRING - ITEM 53	3-5-60		
D	ITEM 32 WAS CHANGED FROM 5/16 TO 1/2"	4-5-60		
E	ADDED TO COME FROM L/H AND R/H	4-5-60		
F	ADDED KEY TO GO TO 00-0045	4-5-60		
G	ITEM 19 - 5/16" PH HD SCREW	4-5-60		
H	DELIVERED TO 01-0100 BRN	4-5-60		
I	AND MOUNTING HARDWARE REPLACE	4-5-60		
J	PH/01-0214 WITH 01-0100			



*COSMETIC STANDOFFS P/N - 800-0094-01

Plus Time Tite Inc.
 10060 Bulb Road
 Cupertino, CA 95014

DATE: 2-15-60
 DRAWING: 00-0044
 BY: [Signature]

REVISIONS:

REV	DESCRIPTION
D	00-0044

HEAD ASSEMBLY

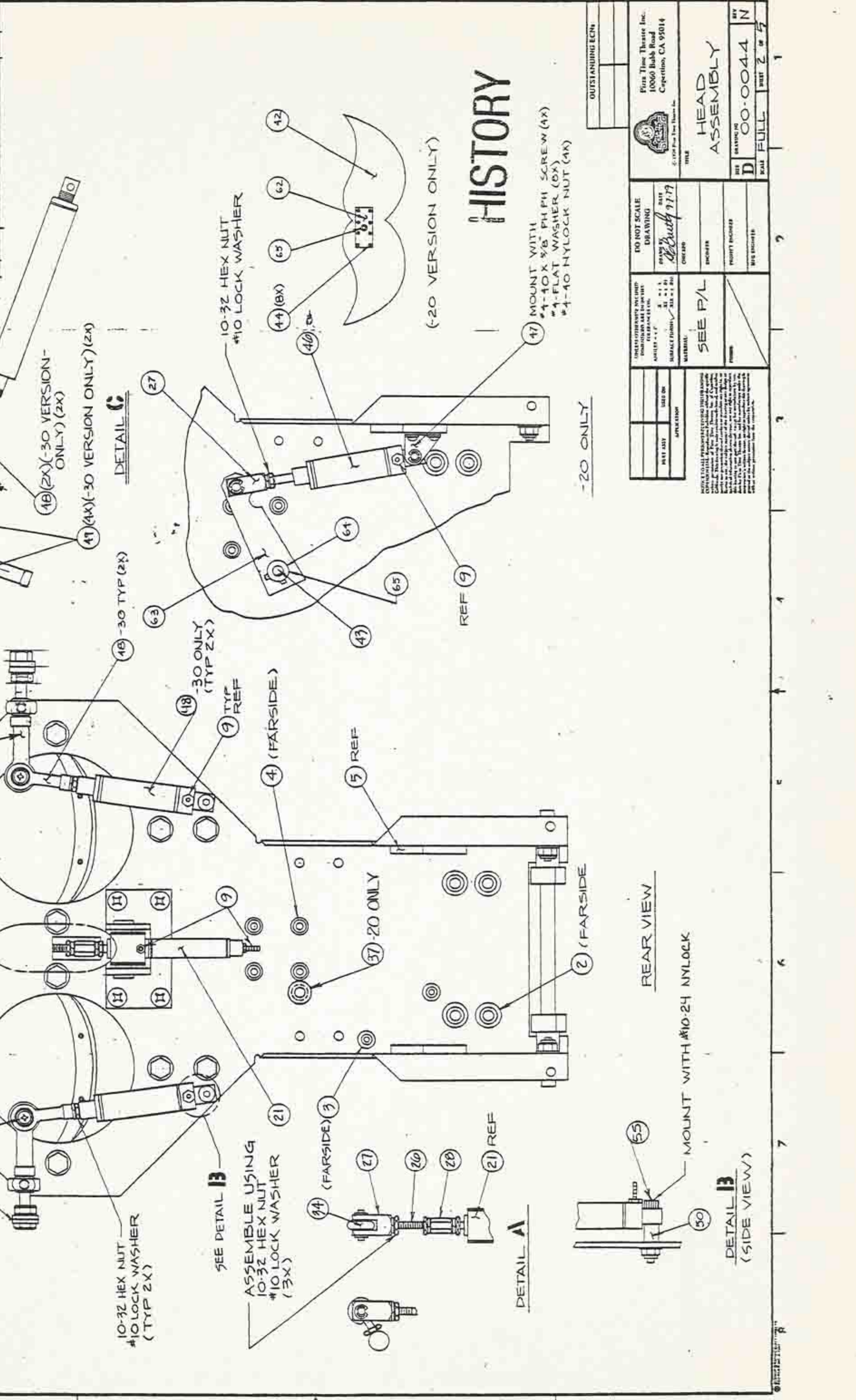
UNLESS OTHERWISE SPECIFIED DIMENSIONS ARE IN INCHES
 DECIMALS - 1/16"
 FRACTIONS - 1/32"
 HOLE DRILLING - 1/32" MIN. DRILL BIT

REV	DESCRIPTION
D	00-0044

SEE P/L

FRONT VIEW

REV	DESCRIPTION	DATE	BY
J	0502 ADD (2) 10-24 X 1/4" PH SCREW (4X) 10-24 X 1/4" PH WASHER (4X) 10-24 NYLOCK NUT (2X)	10-10-80	BTM
K	0513 ADD (4) 10-24 X 1/4" PH SCREW (4X) 10-24 X 1/4" PH WASHER (4X) 10-24 NYLOCK NUT (2X)	10-10-80	BTM
L	0663 CHANGE L/M DELETE ITEM 5354 VARIOUS CHANGES ON EXY DWG		
M	0716 UPDATE L/M & VARIOUS CHANGES TO EXY DWG		
N	0772 OBSOLETE EXY DWG 00-0024 02-0020 (2) 00-0011 02-0024 & UPDATE L/M ADD ITEM 42 & 44		
	1070 OBSOLETE DWG		
	1119 HISTORY		



First Time Throttle Inc.
10060 Bubb Road
Corcoran, CA 95014

PROJECT: HEAD ASSEMBLY

DRAWING NO: 00-0044

REV: N

SCALE: FULL

SHEET: 2 of 5

LIST OF MATERIALS

CAUGHT IN THE NIGHT
PIZZA TIME THEATRE

REV

00-0044

ITEM	PART NUMBER										REFERENCE	DESCRIPTION	L/M			
	90	80	70	60	50	40	30	20	10							
1							1	1					01-0065		Head Mech Plate	
2							8	8					00-0030		Well Nut 1/4-20	
3							2	2					00-0029		Well Nut 6-32	
4							4	4					00-0033		Well Nut 8-32	
5							2	2					01-0023		Head Tilt Clevis Shaft Brkt	
6																
7							2	2					680-0005		Bearing	
8							1	1					610-0008		H Way Valve	
9							7	6					630-0008		Barb, 10-32 x 1/16"	
10							3	3					630-0001		Barb, 10-32 x 1/8"	
11							2	2					630-0003		Air Muffler	
12																
13							1	1					650-0006		Bracket, Mouth Pivot	
14							1	1					01-0061		Jaw Hinged	
15							1	1					01-0052		Jaw Pivot Pin	
16							4	4					800-0015		E Ring - 1/4 shaft	
17							1	1					01-0055		Jaw Clevis Shaft	
18							1	1					01-0028		Mouth Cylinder Clevis	
19							1	1					01-0028		Eyelid Trunnion Pivot Brkt	
20							2	2					680-0020		Bearing, Nylon	
21							1	1					600-0010		Air Cylinder *BFT-Oil-D (eyelid)	
22							1	1					680-0008		Bearing, .253 ID x .3155 OD x 1/2"	
23							1	1					600-0020		Air Cylinder	

LIST
 OF
 MATERIALS

USED ON	REV	QTY	REV	QTY	REV	QTY	REV	QTY	REV	QTY	REV	TITLE
-10 CEC, STD												
-20 Passg												
-30 Dullc - Arme												
-40												
-50												

Head Assembly
REV
A 100-0044

LIST OF MATERIALS

CHURCH OF THE SHEPHERD
PIZZA TIME THEATRE

ITEM	PART NUMBER										REFERENCE	DESCRIPTION	LM	REV	
	90	80	70	60	50	40	30	20	10						
24						4	4	4			01-0212-01		Spacer		
25						2	2	2			630-0002-		Barb 1/8 NPT to 1/8 ID		
26						1	1	1			01-0031-		Eyelid Cylinder Tie Rod		
27						2	3	2			650-0004-		Clevis w/rod, Erms, and 10-24 nut		
28						1	1	1			580-0019-		Standoff 10-24x1/2"		
29						1	1	1			00-0043-10		Eyeball Assy - Stage Right	Yes	
30						1	1	1			00-0043-20		Eyeball Assy - Stage Left	Yes	
31						1	1	1			600-0016-		Air Cylinder, Bimba #021-DXP		
32						1	1	1			01-0263-		Eye Turn Cylinder Brkt		
33						1	1	1			00-0045-		Eye Ball Centering Assy	Yes	
34						4	5	4			680-0009-		Bearing		
35											-				
36						1	1	1			00-0042-		Eyelid Assy	Yes	
37						-	2	-			680-0001-		Bearing		
38						-	1	-			01-0215-		Standoff, Mustache		
39						2	2	2			01-0214-		Spacer		
40						2	2	2			680-0014-		Bearing		
41						1	1	1			01-0229-		Mouth Cylinder Pivot Mount		
42						-	1	-			01-0230-		PASQ MUSTACHE		
43						-	1	-			01-0133-		Mustache Rod		
44						-	8	-			800-0012-		POP RIVET 1/8 DIA. X 1/8 GR		
45											-				
46						-	1	-			600-0002-		Cylinder, Mustache		

USED ON	REV	TITLE
-10 cec/guest	ARTIE	
-20 JASPER	MUCH	
-30	PASQ.	
-40	ECO	
-50		

LIST OF MATERIALS

CHUCK E. Y. CHERRY
PIZZA TIME THEATRE

REV

0070044

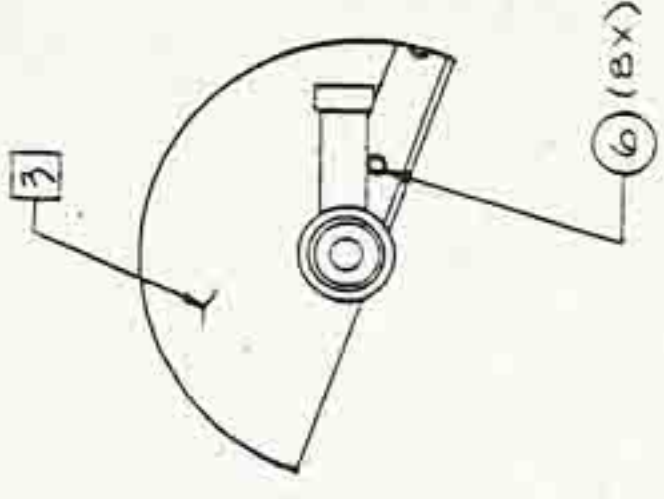
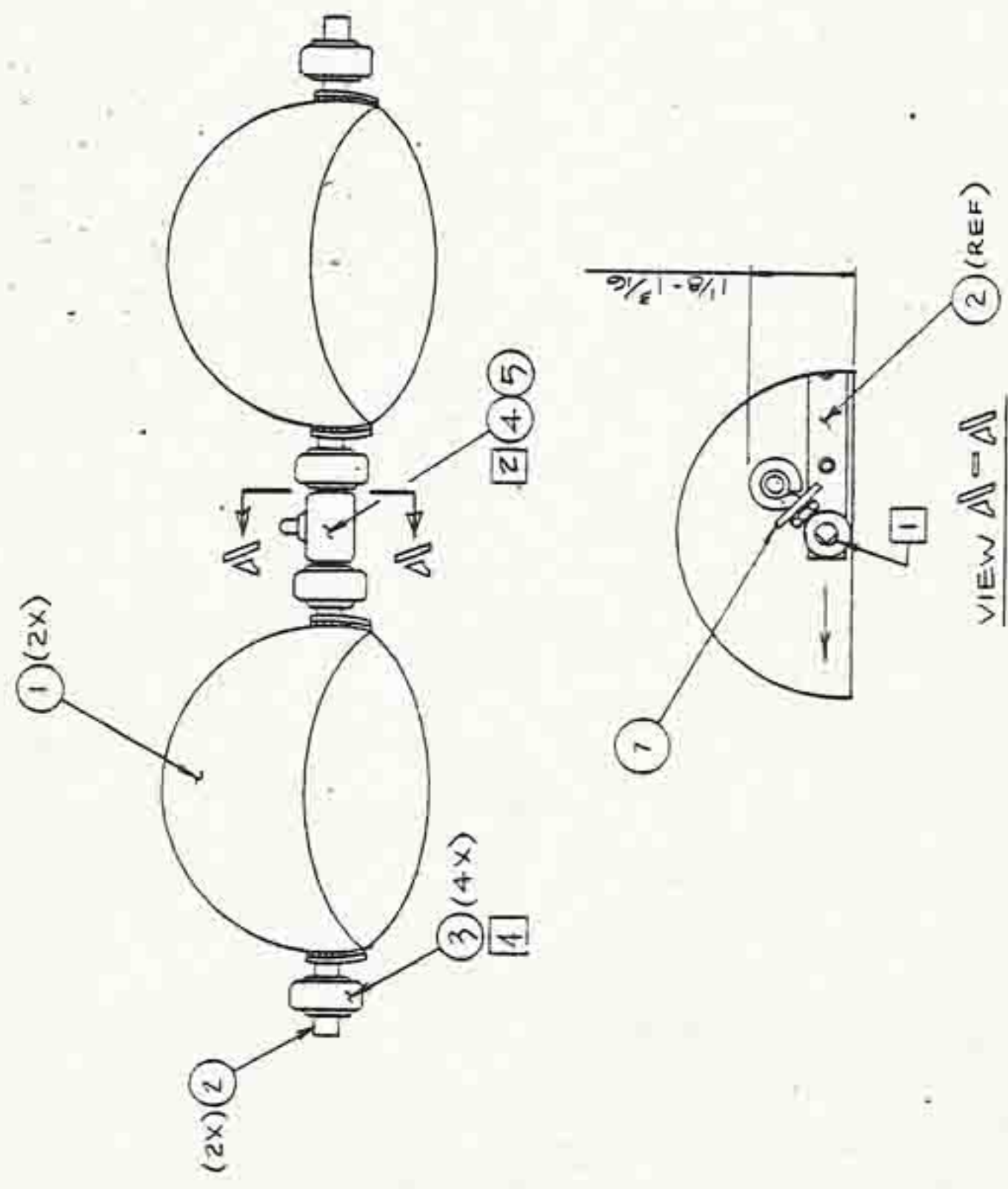
A3.1-5

ITEM	90	80	70	60	50	40	30	20	10	PART NUMBER	REFERENCE	DESCRIPTION	L/M
47							1			6500005		Pivot Bracket	
48						2				6500024		Spherical Rod End	
49						2				6800026	each 4	Spherical Rod End	
50						4				01017207		Nylon Spacer	
51						2				6500023		SPHERICAL ROD END	
52						20	20			7400001		1/4" tubing	
53						2				8000069		SOC. HD. SCREW #10-32x3/4"	
54													
55													
56						1	1			010217		Shaft, Head Plate Mount	
57						2	2			6800016		Bearing, Allow Block	
58						2	2			8000111		'E' Ring, 5/8" shaft	
59						1	1			6200005		Spring 1/4" I.D. - 1/2" LG.	
60						4	4			0101403		Spacer	
61						1	1			01018602		Spacer	
62										010151		Mustache Mt Bracket	
63										010147		Mustache Linkage	
64										6800009		Bearing	
65										010148		Mustache Linkage Collar	
66						9	8			630003301		WASHER, RUBBER #10-32	

USED ON	REV	TITLE
-60		
-70		
-80		
-90		
-10		
-20		
-30		
-40		
-50		

IRIS:

CEC — 002002Z-10
 MUNCH — " — -20
 PASQUALLY — " — -30
 JASPER — " — -30
 KING — " — -50
 GUEST — " — -50



HISTORY

NOTES:

- 1 NOTE ORIENTATION OF FLATS.
- 2 USE LOCKTITE ON SET SCREWS DURING CHARACTER FINAL ASSY
- 3 EYELIDS MUST BE PAINTED AND MATCHED TO CHARACTER BEFORE ASSY.
- 4 CUT (ITEM 3) FN 800 0023 TO 1.31" LONG 4 PLACES

REV	NO	DESCRIPTION	DATE	APPROVED
A	0462	REMOVED 01-0054 FROM LHM AND REPLACED WITH 02-0283. ADDED ITEM 6	6/1/6	[Signature]
B	0576	ITEM 1 - EYELID SUB-ASSY - OBSOLETE. ITEM 1 IS EYELID 01-0057	7/2/6	[Signature]
C	0708	ADD ITEM 7 LEATHER WASHER	11/1/67	[Signature]
D	1007	ADDED ITEM 4		
	1131	OBSOLETE 00-0042-ID		

DO NOT SCALE DRAWING DRAWN BY: [Signature] DATE: 1/25/73 CHECKED BY: [Signature] DATE: 1/25/73	UNRESOLVED SPECIFIED DIMENSIONS INCLUDES (REVISIONS) APPROVED BY: [Signature] REVISION NUMBER: [Blank] MATERIAL: SEE P/L	PROJECT NUMBER: [Blank] PROJECT NAME: [Blank]
00-0044 ITEM NO. OPERATION: [Blank]	USED ON: [Blank]	PARTS LISTED IN THIS DRAWING ARE IDENTICAL TO PARTS LISTED IN DRAWING 00-0042. THIS DRAWING IS A REVISION OF DRAWING 00-0042. THE PARTS LISTED IN THIS DRAWING ARE IDENTICAL TO THE PARTS LISTED IN DRAWING 00-0042. THE PARTS LISTED IN THIS DRAWING ARE IDENTICAL TO THE PARTS LISTED IN DRAWING 00-0042.
OUTSTANDING EC'NS [Blank]	Plus Time Theatre Inc. 10060 Buhs Road Cupertino, CA 95014	TITLE: EYELID ASSY DRAWING NO: 00-0042 REV: C SHEET 1 OF 2

LIST OF MATERIALS



REV 00-0042 D
L/M

ITEM	PART NUMBER										REFERENCE	DESCRIPTION
	90	80	70	60	50	40	30	20	10	0		
1									2	01-0057-01		EYELID
2									2	02-0289-01		SUPPORT RING-SHAFT WLDMNT
3									4	08-0002-60-01		BEARING, SPHERICAL ROD
4									1	01-0004-30-01		EYELID CRANK COLLAR
5									1	00-0002-30-01		EYEBOLT #10-24
6									8	00-0005-20-01		POP RIVET 1/8 DIA x 1/16 GR
7									1	01-0032-10-01		LEATHER WASHER

STOP

USED ON	REV	A	B	C	D	HISTORY	TITLE
-10	00-0044	0462	0576	0708	1007	1131	EYELID ASSY
-20							
-30							
-40							



LIST OF MATERIALS

REV

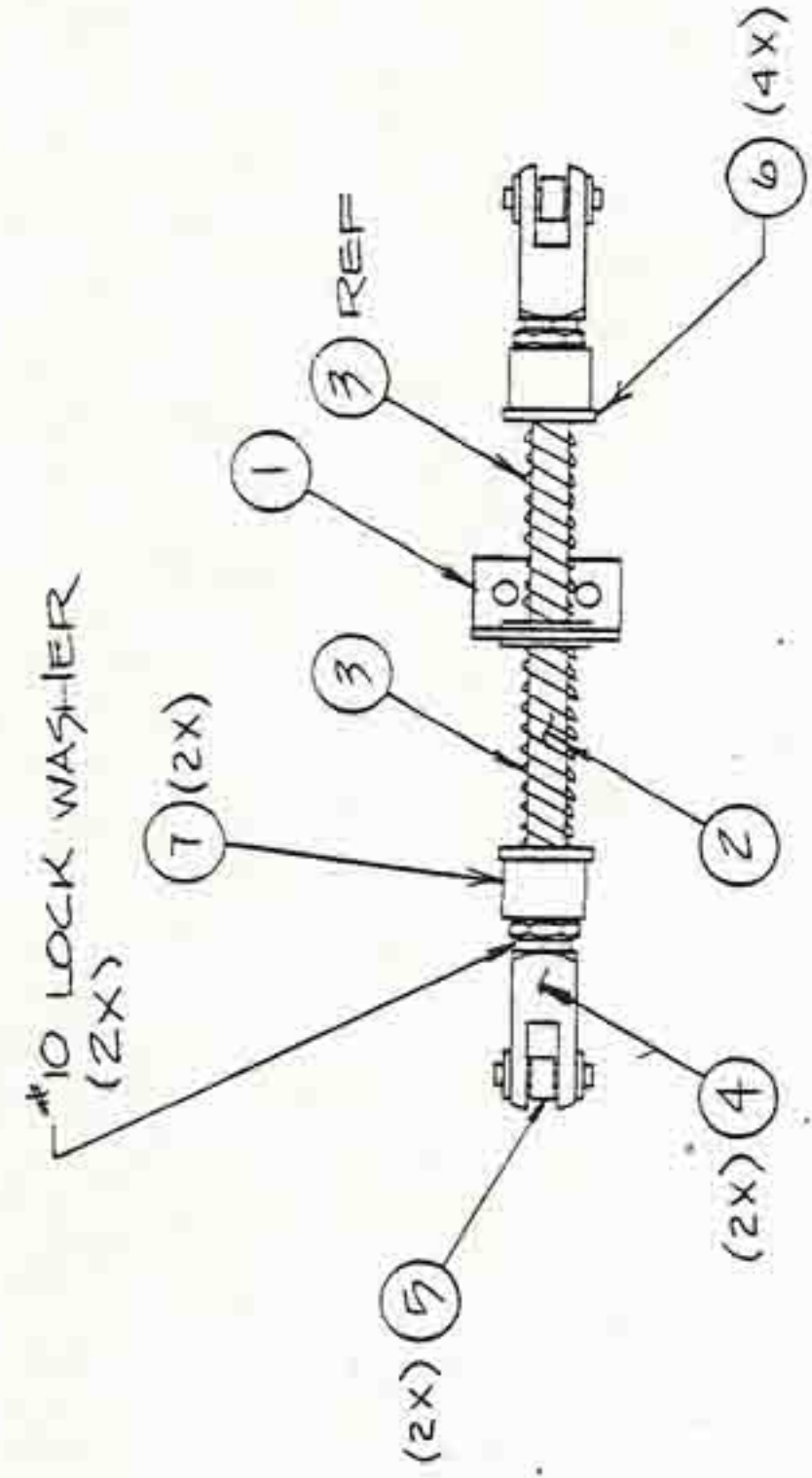
00-0043

D

ITEM	PART NUMBER										REFERENCE	DESCRIPTION	L/M
	90	80	70	60	50	40	30	20	10				
1													
2								1	2		01-0044-01	EYEBALL CRANK COLLAR	-
3								1	1		01-0011-403	SPACER 3/16" THK X 1/4" ID	-
4								2	2		08-0002-601	SPHERICAL ROD END-BEARING	
5								1	1		05-0000-801	COLLAR-SET SCREW	-
6								1	2		08-0002-301	EYEBOLT #10-24	-
7								1	1		01-0011-701	EYEBALL	-
8								1	1		01-0058-01	EYEBALL PIVOT SHAFT	-
9								1	1		08-0007-301	SPRING PIN .062	-
10								-	1		01-0032-101	LEATHER WASHER	-

USED ON	-60	-70	-80	-90	ECO	REV	REV	REV	REV	TITLE
-10	00-0044						D			
-20	00-0044						C	0708	1007	EYEBALL ASSY
-30							B	0579	1129	
-40										
-50										

REV	ECO NO.	REVISIONS IN CREATION	DATE	APPROVED
A	0398	REPLACED STEEL WASHER WITH NYLON WASHER #8000025	11/28/11	[Signature]
B	0455	ADDED ITEM 7 - SPACER (2X)	11/28/11	[Signature]
		OBSOLETE 00-0015-10		



HISTORY

DO NOT SCALE DRAWING DRAWN BY: <i>McBathy</i> 7-25-11 DATE: 7/25/11 CHECKED: <i>ADK</i> 11/28/11 ENGINEER: [Blank] PROJECT ENGINEER: [Blank] MFG ENGINEER: [Blank]		UNLESS OTHERWISE SPECIFIED DIMENSIONS ARE IN INCHES ANGLES ± .1° SURFACE FINISH: X .1-1 XX .2-0.1 XXX .3-0.1 MATERIAL: SEE P/L FINISH: [Blank]	
00-0044 NEXT ASSY: [Blank] APPLICATION: [Blank]		PLEASE READ PERSON RECEIVING THIS DRAWING CONFIDENTIAL: [Blank] This drawing is the property of Pizza Time Theatre Inc. and is not to be reproduced, stored, transmitted, or disseminated in any form or by any means, electronic, mechanical, photocopying, recording, or by any information storage and retrieval system, without the prior written permission from the corporation.	
OUTSTANDING ECNs: [Blank]		Pizza Time Theatre Inc. 10060 Bulbb Road Cupertino, CA 95014 BILL: EYEBALL CENTERING ASSEMBLY SIZE: BAYBAY 00-0045 SCALE: FULL 1 of 2	

4 3 2 1

D C B A

LIST OF MATERIALS



REV B

00-0045

A3.4-2

SHT 2 OF 2

ITEM	PART NUMBER										REFERENCE	DESCRIPTION	L/M
	90	80	70	60	50	40	30	20	10				
1									1	01-0042		OBSOLETE	
2									1	01-0029	01	OBSOLETE	
3									2	20-0004		OBSOLETE	
4									2	65-0004		CLEVIS WITH PIN	
5									2	68-0009		BEARING 3/16 ID X 5/16 OD X 3/16	
6									4	80-0025		WASHER #10 NYLON	
7									2	01-0114	02	INSERT 1/4 ID X 3/8 LG.	

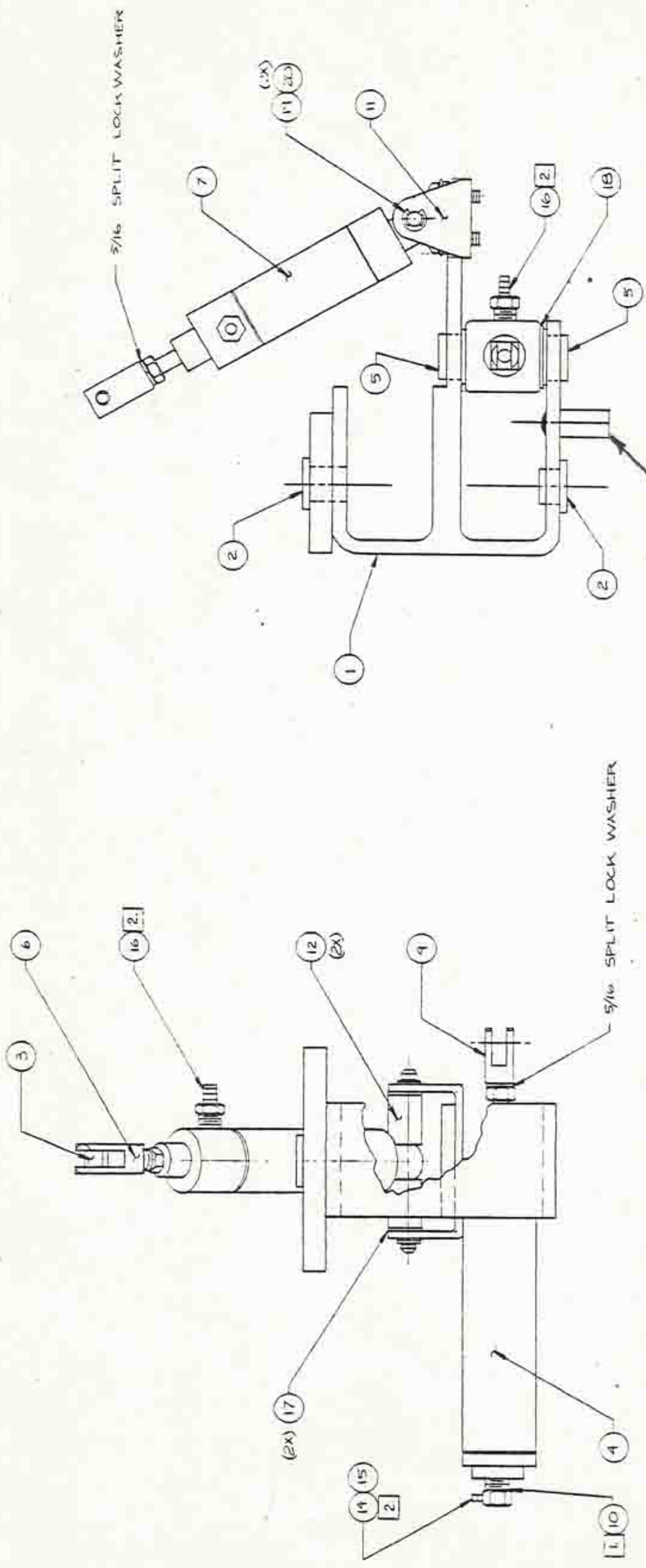
HISTORY

USED ON	-60	-70	-80	-90	REV	A	B	HISTORY
-10	00-0044				ECO	0398	0455	1:30
-20								
-30								
-40								
-50								

TITLE
EYEBALL CENTERING
ASSY

A 00-0045 REV B

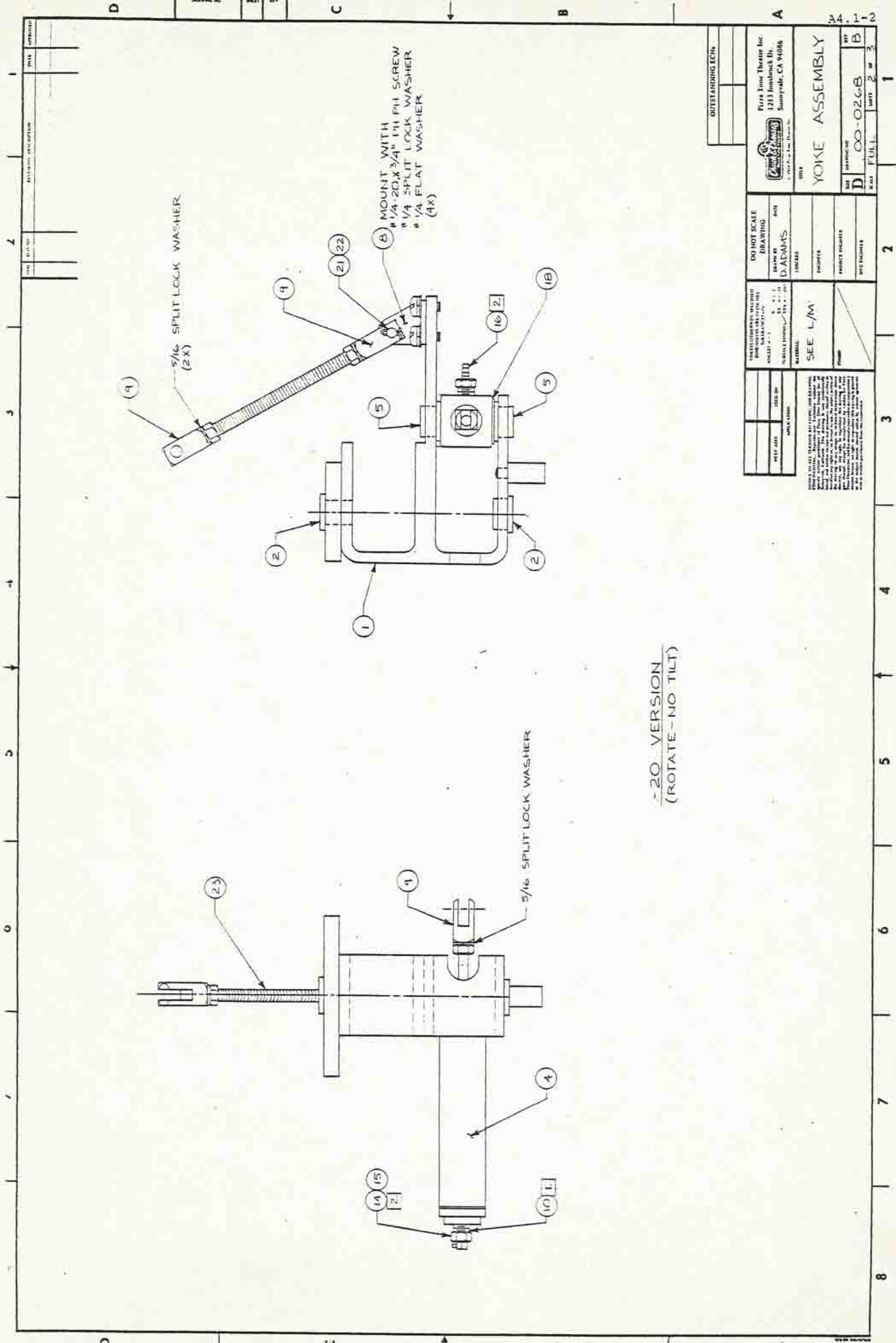
REV	DESCRIPTION	DATE	APPROVED
A	0176 PRODUCTION RELEASE	3/24/82	FTM
B	1136 DELETED ITEM B		JMR/FTM



- 1. USE RUBBER WASHER 630-0033 ON ITEM 10, DO NOT USE FIBER OR NYLON WASHERS.
- 2. ON ITEM 14 USE PIPE SEALANT
- 3. IF ALL BOLTS OR SCREWS LENGTHS SPECIFIED ARE NOT AVAILABLE USE NEXT CLOSEST SIZE SO THAT 1/2 TO 6 THREADS SHOW THROUGH ON HEX NUTS OR NYLON NUTS (3-THREADS BEING THE AMOUNT DESIRED) IN ORDER TO PASS INSPECTION

-10 VERSION
(ROTATE TILT)

OUTSTANDING ECNS	
Pizza Truck Theatre Inc. 1213 Inland Blvd. Sunnyvale, CA 94086	
DO NOT SCALE DRAWING	DATE
DADAMS	2/1/82
CHECKED	DATE
J. T. Adams	2/21/82
DESIGNED	BY
J. T. Adams	J. T. Adams
DRAWING NO.	REV
00-026B	B
FORM	DATE
SEE L/M	00-026B
MATERIAL	REV
	B



-20 VERSION
(ROTATE - NO TILT)

OUTSTANDING ECNs	
Pizza Time Theatre Inc 1213 Jimmabuck Dr. Sunnyvale, CA 94086	
YOKES ASSEMBLY	
DO NOT SCALE DRAWING	DATE
DRAWN BY D. ADAMS	ENGINEER
DESIGNED BY	PROJECT ENGINEER
CHECKED BY	BY
DATE	DATE
SCALE	SCALE
UNIT	UNIT
SEE L/M	
MATERIAL	
APPROVAL	
<p>THIS DRAWING IS THE PROPERTY OF THE COMPANY AND IS NOT TO BE REPRODUCED OR TRANSMITTED IN ANY FORM OR BY ANY MEANS, ELECTRONIC OR MECHANICAL, INCLUDING PHOTOCOPYING, RECORDING, OR BY ANY INFORMATION STORAGE AND RETRIEVAL SYSTEM, WITHOUT THE WRITTEN PERMISSION OF THE COMPANY. THE COMPANY ASSUMES NO LIABILITY FOR ANY DAMAGE OR LOSS OF PROFITS, PERSONAL INJURY, OR DEATH, ARISING FROM THE USE OF THIS DRAWING, WHETHER OR NOT SUCH DAMAGE OR LOSS OF PROFITS, PERSONAL INJURY, OR DEATH IS CAUSED BY THE NEGLIGENCE OF THE COMPANY OR BY THE NEGLIGENCE OF ANY OTHER PARTY.</p>	

LIST OF MATERIALS



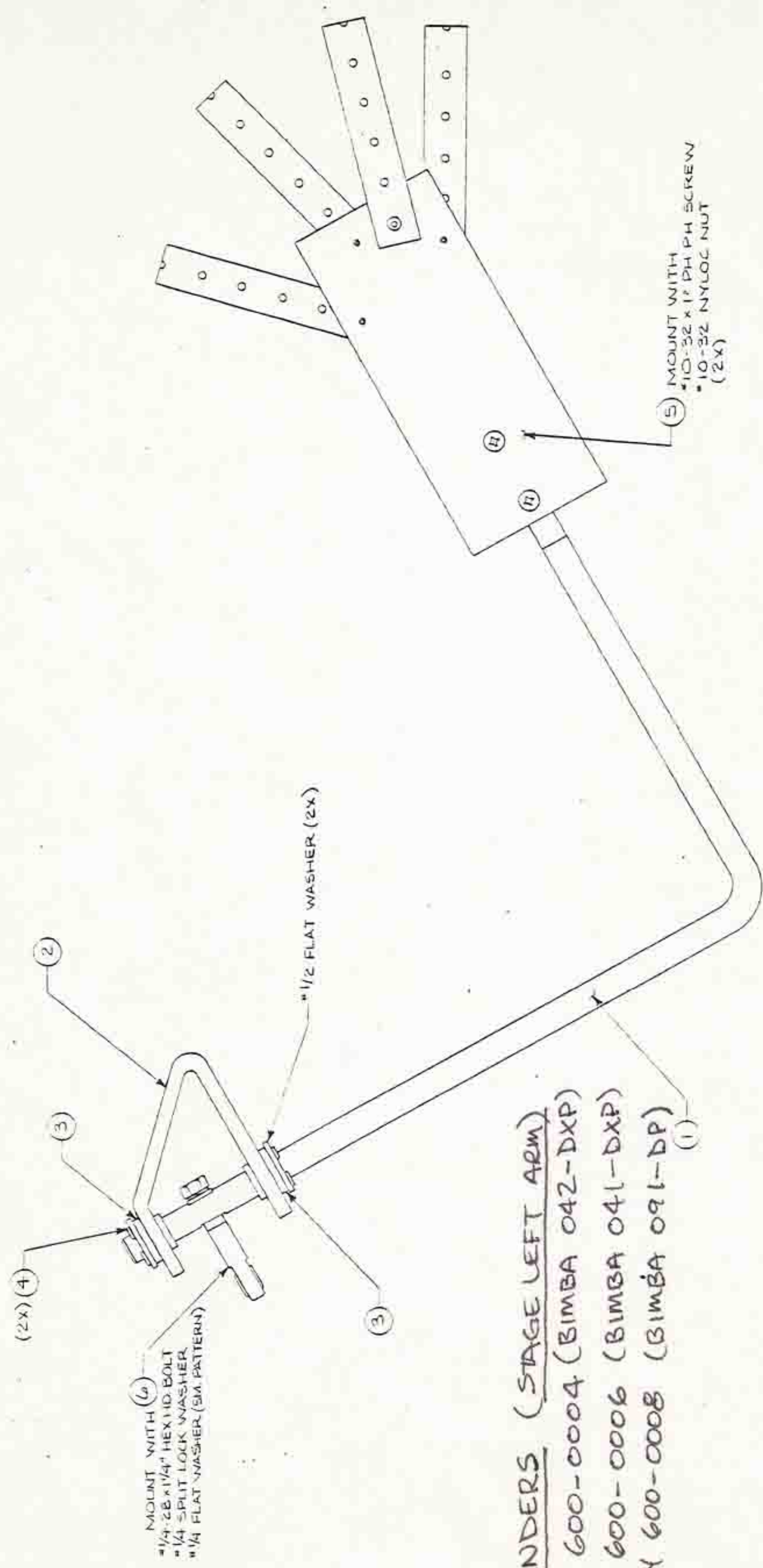
REV

ITEM	PART NUMBER										REFERENCE	DESCRIPTION	L/M	
	90	80	70	60	50	40	30	20	10					
1								1	01	04	70	01	CYL. DRIVE YOKE EXT.	B
2							2	68	00	03	30	01	BEARING, FLANGE 5/8"	-
3							-	68	00	03	80	01	BEARING, CYL. 1/4"	-
4							1	60	00	01	20	01	AIR CYLINDER	-
5							2	68	00	01	00	01	BEARING, FLANGE 1/2"	-
6							-	65	00	03	70	01	CLEVIS, D-231-1	-
7							-	60	00	02	70	01	AIR CYLINDER	-
8							1	65	00	00	60	01	PIVOT BRKT.	-
9							3	65	00	01	40	01	CLEVIS	-
10							1	63	00	03	30	01	RUBBER WASHER	-
11							-	01	04	64	01	01	HEAD TILT MTG. CYL BRKT.	-
12							-	01	04	63	01	01	SPACER, HEAD TILT MTG.	-
13														
14							1	65	00	03	20	01	ADAPTER, 1/8NPT TO 10-32	-
15							1	63	00	01	00	01	BARB, *10-32 TO 1/16" RT. ANGLE	-
16							1	63	00	01	10	01	BARB, 1/8NPT TO 1/16 HOSE	-
17							-	68	00	03	70	01	BEARING, FLANGE NO-W	-
18							1	60	01	01	83	01	DELTRIN WASHER	-
19							-	01	04	62	01	01	HEAD TILT CYL. SHAFT	-
20							-	80	00	01	50	01	'E' RING, 1/4" SHAFT	-
21							1	80	00	00	30	01	CLEVIS PIN	-
22							1	80	00	00	40	01	COTTER PIN	-
23							1	01	01	94	01	01	HEAD TILT-FIXED LINK	-

A4.1-3

USED ON	REV	QTY	REV	TITLE	SHT 3 OF 3
-10	00-0046-50-60	1	0		
-20	00-0200	9	9	YOKE ASSY	
-30	00-0046-70-80	9	9		
-40		1	1		
-50		1	1		

REV	DATE	DESCRIPTION	APPROVED
A	07/93	PRODUCTION RELEASE	[Signature]



AIR CYLINDERS (STAGE LEFT ARM)
 MURCH 600-0004 (BIMBA 042-DXP)
 JASPER 600-0006 (BIMBA 041-DXP)
 PASQUALLY 600-0008 (BIMBA 091-DP)

OUTSTANDING ECNs	
Plaza June Theatre Inc. 1213 Inlandbrook Dr. Sunnyvale, CA 94086	
TITLE STAGE RIGHT ARM ASSEMBLY - FIXED ROTATE	DATE 00-0238
DO NOT SCALE DRAWING DRAWN BY L. FOLATE 7/30/81	CHECKED BY [Signature] 8/18/81
UNLESS OTHERWISE SPECIFIED DIMENSIONS ARE IN INCHES DECIMALS TO 2 PLACES FRACTIONS TO 16THS	MATERIAL SEE L/M
DATE JST [Blank]	DATE ON * [Blank]

1 2 3 4 5 6 7 8

LIST OF MATERIALS



REV

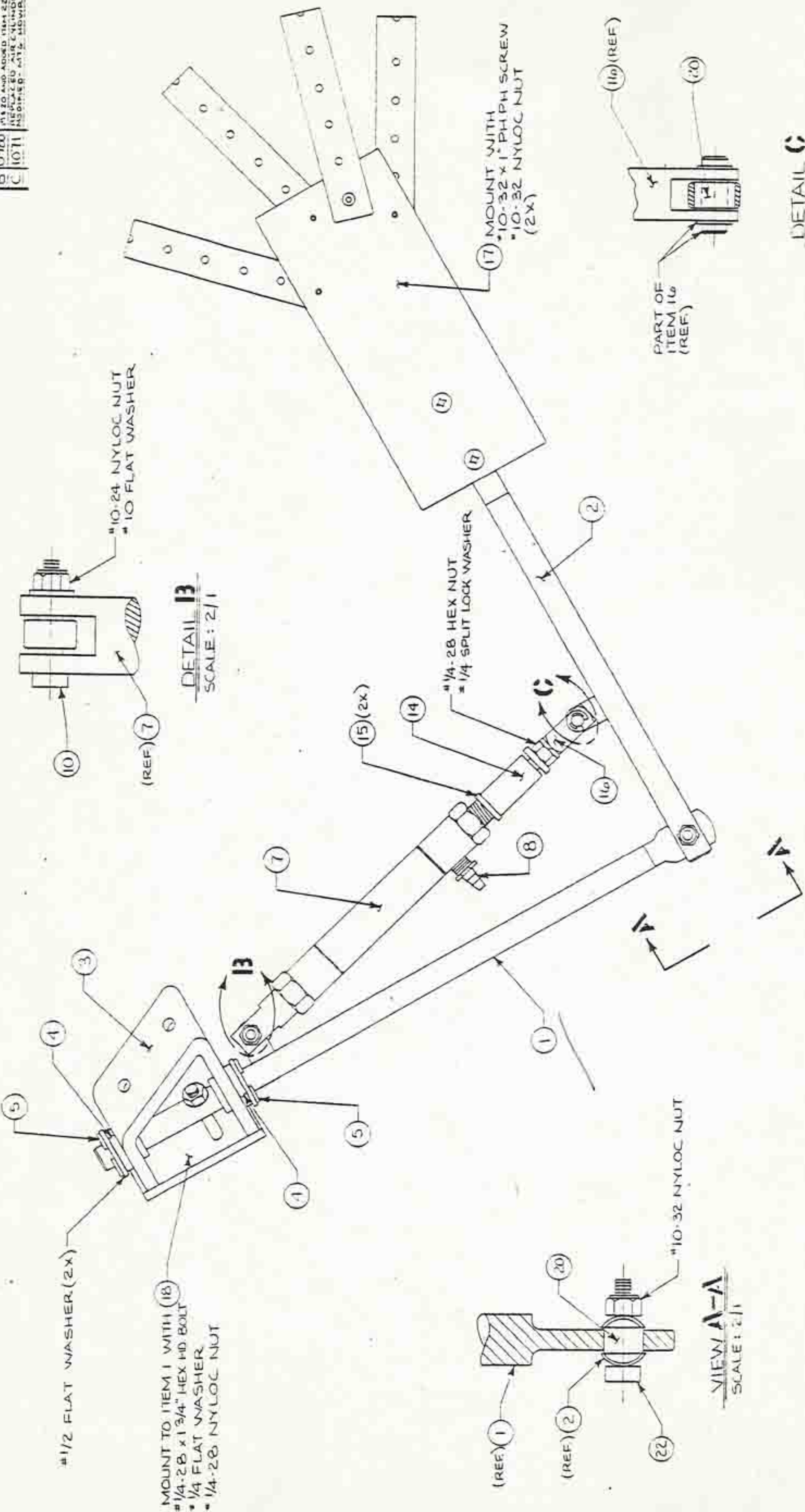
00-0238

A

ITEM	PART NUMBER										REFERENCE	DESCRIPTION	L/M	
	90	80	70	60	50	40	30	20	10					
1										1	01033201		ARM ROD FIXED	—
2										1	01010901		SHOULDER SOCKET	—
3										2	80001001		BEARING, FLANGED	—
4										2	800013101		'E' RING, 1/2" SHAFT	—
5										1	02001010		HAND PLATE ASSY - RIGHT	YES
6										1	80002601		SPHERICAL ROD END	—

USED ON		REV		TITLE	
-10	00-0046-80	A	ECO	STAGE RIGHT	
-20		0793		ARM ASSEMBLY-	
-30				FIXED ROTATE REV	
-40				A 100-0238	
-50				A	

REV	DATE	BY	APP'D
A	07/83	PRODUCTION RELEASE	
B	07/80	ADDED ONE ITEM 18. DELETED ITEMS 18, 19 AND ADDED ITEM 22. 22 IS A NEW PART NUMBER. 22 IS A NEW PART NUMBER. 22 IS A NEW PART NUMBER.	
C	10/71	ADDED ONE ITEM 18. DELETED ITEMS 18, 19 AND ADDED ITEM 22. 22 IS A NEW PART NUMBER. 22 IS A NEW PART NUMBER. 22 IS A NEW PART NUMBER.	



#1/2 FLAT WASHER (2x)
 MOUNT TO ITEM 1 WITH (18)
 #1/4-28 x 1 3/4" HEX HD. BOLT
 #1/4 FLAT WASHER
 #1/4-28 NYLOC NUT

DETAIL 13
 SCALE: 2/1

VIEW A-A
 SCALE: 2/1

DETAIL 6
 SCALE: 2/1

NOTES:

1. WHEN BOLT OR SCREW LENGTHS SPECIFIED ARE NOT AVAILABLE, USE NEXT AVAILABLE SIZE, SO THAT FROM 1/2 TO 6 THREADS REMAIN EXPOSED AFTER MOUNTING. NUTS ARE TIGHTENED IN ORDER TO PASS INSPECTION. (3 THREADS SHOWING BEING THE AMOUNT DESIRED.)

<p>OUTSTANDING ECH</p>	<p>DATE: 1/1</p>	<p>REV: 1 of 2</p>
<p>DO NOT SCALE DRAWING</p>	<p>DATE: 8/1/81</p>	<p>PROJECT: 00-0239</p>
<p>DESIGNED BY: L. FORTE</p>	<p>PROJECT ENGINEER: [Signature]</p>	<p>DATE: 8/1/81</p>
<p>CHECKED BY: [Signature]</p>	<p>DATE: 8/1/81</p>	<p>SCALE: 2/1</p>
<p>DATE: 8/1/81</p>	<p>SCALE: 2/1</p>	<p>SCALE: 2/1</p>

Pizza Time Theatre Inc.
 1213 Bonhock Dr.
 Sunnyvale, CA 94086

STAGE RIGHT ARM ASSEMBLY POWER UP

LIST OF MATERIALS



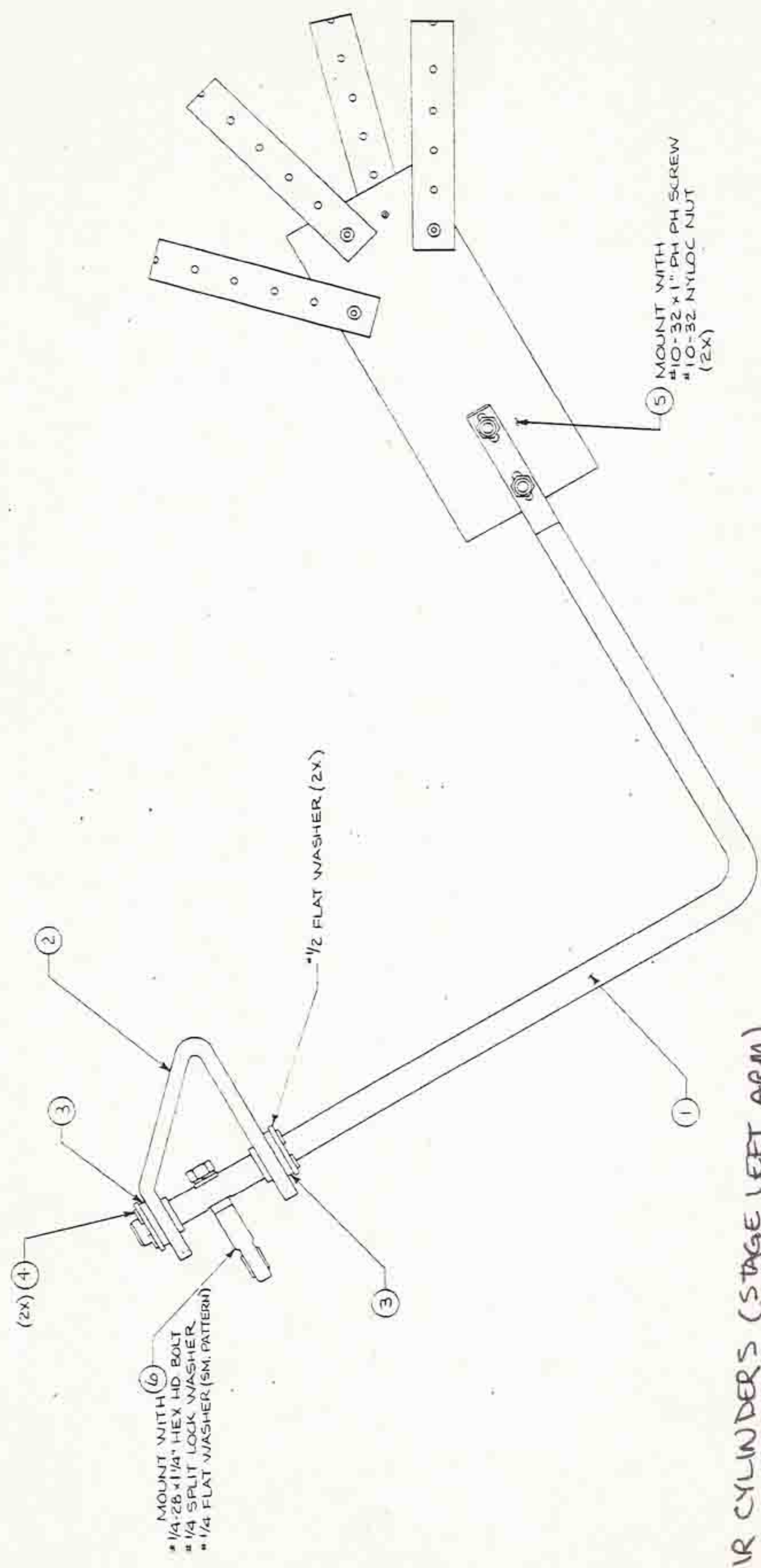
REV

00+0239

ITEM	90	80	70	60	50	40	30	20	10	PART NUMBER	REFERENCE	DESCRIPTION	L/M
1									1	01-0333-01		UPPER ARM ROD-POW.UP	-
2									1	01-0334-01		LOWER ARM ROD-POW.UP	-
3									1	01-0109-01		SHOULDER SOCKET	-
4									2	68000100-01		BEARING, FLANGED	-
5									2	8000131-01		"E" RING - 1/2" SHAFT	-
6													
7									1	6000028-01	OLD STYLE ARM USGS 600-0007-01	AIR CYLINDER	-
8									1	6300011-01		BARB, 1/8 NPT TO 1/8OD.	-
9													
10									1	8000069-01		SHOULDER SCREW #10-24	-
11													
12													
13													
14									1	01-0186-01		SLEEVE, FLAG POLE	-
15									2	01-0321-01		LEATHER WASHER	-
16									1	6500007-01		CLEVIS # D-166-3	-
17									1	02-0010-10		HAND PLATE ASSY-RIGHT	YES
18									1	01-0041-01		ARM PIVOT LOCK BRKT.	-
19													
20									2	6800034-01		BEARING-CYL.(NO-LU)	-
21													
22									1	8000132-01		SHOULDER SCREW #10-32	-

USED ON	REV	REV	REV	REV	TITLE	SHT NO
-60						
-70	00-0046-10	0793	0980	UBU	STAGE RIGHT	
-80					ARM ASSEMBLY	
-90		ECO	1071		POWER UP	
					A100+0239+C	

REV	DATE	DESCRIPTION
A	0793	PRODUCTION RELEASE
		3/11/87



AIR CYLINDERS (STAGE LEFT ARM)

- MUNCH 600-0004-01 (BIMBA 042-DXP)
- JASPER 600-0006-01 (BIMBA 041-DXP)
- PASQUALY 600-0008-01 (BIMBA 091-DP)

OUTSTANDING ECNs	
Pizza Time Theatre Inc. 1213 Inglewood Dr. Sunnyvale, CA 94086	
TITLE: STAGE LEFT ARM ASSEMBLY- FIXED ROTATE	DATE: 1/1 DRAWING NO: 00-0240 REV: A
DRAWN BY: L. FORTIS CHECKED BY: [Signature] DATE: 7/30/81	APPROVED BY: [Signature] DATE: 11/81
UNLESS OTHERWISE SPECIFIED: DIMENSIONS ARE IN INCHES FINISH: 1/16" MAX. SURF. UNLESS NOTED OTHERWISE	MATERIAL: SEE L/M FINISH:
PART NUMBER: 00-0046-01 QUANTITY: 10 NEXT ADV:	PART NAME: UPPER ARM

1 2 3 4 5 6 7 8

REV	DATE	DESCRIPTION	BY	CHKD
A	01/15/80	PRODUCTION RELEASE	MMK	OK
B	07/17/80	ADDED ITEM B & MTL. DIMS	MMK	MMK
C	07/23/80	MTL. MARKINGS CHANGED	MMK	MMK
D	01/23/81	ADDED ITEM A, MTL. DIMS	MMK	MMK
E	10/4/82	REVISED DIMS FOR ITEM 1	MMK	MMK
F	10/6/85	ITEMS 1 & 2, DIMS 1, 2	MMK	MMK

REVISIONS

00-0046	REV. 10/6/85
00-0046	REV. 10/6/85

PRODUCTION RELEASE

ADDED ITEM B & MTL. DIMS

MTL. MARKINGS CHANGED

ADDED ITEM A, MTL. DIMS

REVISED DIMS FOR ITEM 1

ITEMS 1 & 2, DIMS 1, 2

ITEMS

ITEM 1: 1/4-20 X 1" CARRIAGE BOLT (2X)

ITEM 2: 1/4 FLAT WASHER (4X)

ITEM 3: 1/4 SPLIT LOCK WASHER (2X)

ITEM 4: 10-32 HEX NUT (2X)

ITEM 5: 1/4 FLAT WASHER (4X)

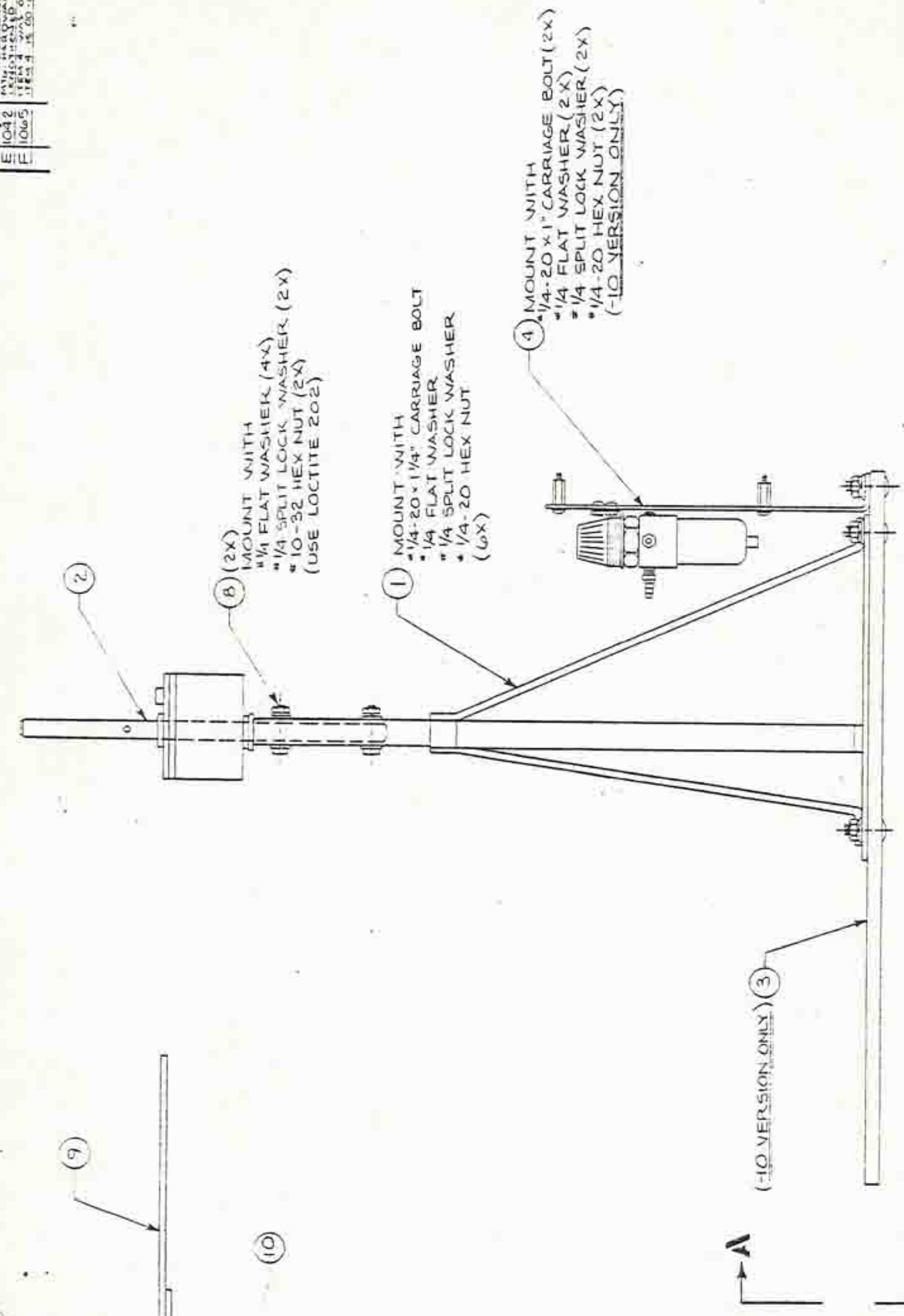
ITEM 6: 1/4 SPLIT LOCK WASHER (2X)

ITEM 7: 1/4-20 HEX NUT (2X)

ITEM 8: 1/4-20 X 1" CARRIAGE BOLT (2X)

ITEM 9: 1/4 FLAT WASHER (4X)

ITEM 10: 1/4 SPLIT LOCK WASHER (2X)



-10 & -20 VERSIONS

OUTSTANDING ECNs	
Pizza Time Theaters Inc. 1211 Lumbuck Dr. Sunnyvale, CA 94086	
TITLE BASE SUPPORT ASSEMBLY	Dwg No 00-0236
PROJECT ENGINEER L. Forster	DATE 1/12/81
CHECKED SEE LIM	PROJECT NUMBER 00-0236

1 2 3 4 5 6 7 8

LIST OF MATERIALS



REV

ITEM	PART NUMBER										REFERENCE	DESCRIPTION	REV				
	90	80	70	60	50	40	30	20	10								
1							1									F	
2							1										LM
3							-										-
4							1										-
5							1										YES
6							1										-
7							4										-
8							2										-
9							1										-
10							2										-
																	-
																	-
																	-
																	-
																	-
																	-
																	-
																	-
																	-
																	-
																	-
																	-

TITLE	REV
BASE SUPPORT	
ASSEMBLY	
A 00-0236	F

USED ON	REV	A	B	C	D	E	F	G	H	I
-10	00-0046-10-70									
-20	00-0046-50-80									
-30										
-40										
-50										

LIST OF MATERIALS



REV

ITEM	90	80	70	60	50	40	30	20	10	PART NUMBER						REFERENCE	DESCRIPTION	REV								
										0	1	2	3	4	5	6	7	8	9	10						
1										1	1				0	2	0	3	0	9	1	0		BASE SUPPORT WELD.		F
2										1	1				0	1	0	3	3	0	0	1		DRIVE YOKE BASE SUP. SHAF		
3										-	1				0	1	0	3	3	1	0	1		CHAR. MTG. BOARD		
4										1	1				0	0	0	0	1	6	2	0		FILTER/REG. ASSY	YES	
5										1	-				0	1	0	1	9	7	0	1		CAB.CHAR.MTG. STOOL		
6										1	-				0	1	0	2	0	0	0	1		ARM MECH.MTG STRIP		
7										4	-	8			0	0	0	0	9	5	0	1		WOOD SCREW #10x1"		
8										2	2	8			0	0	0	1	3	3	0	1		SHOULDER SCREW #10-32		
9										1	1				0	2	0	3	4	5	1	0		SHOULDER PLATE WELD		
10										2	2	6			8	0	0	0	3	3	0	1		BEARING, FLANGE		

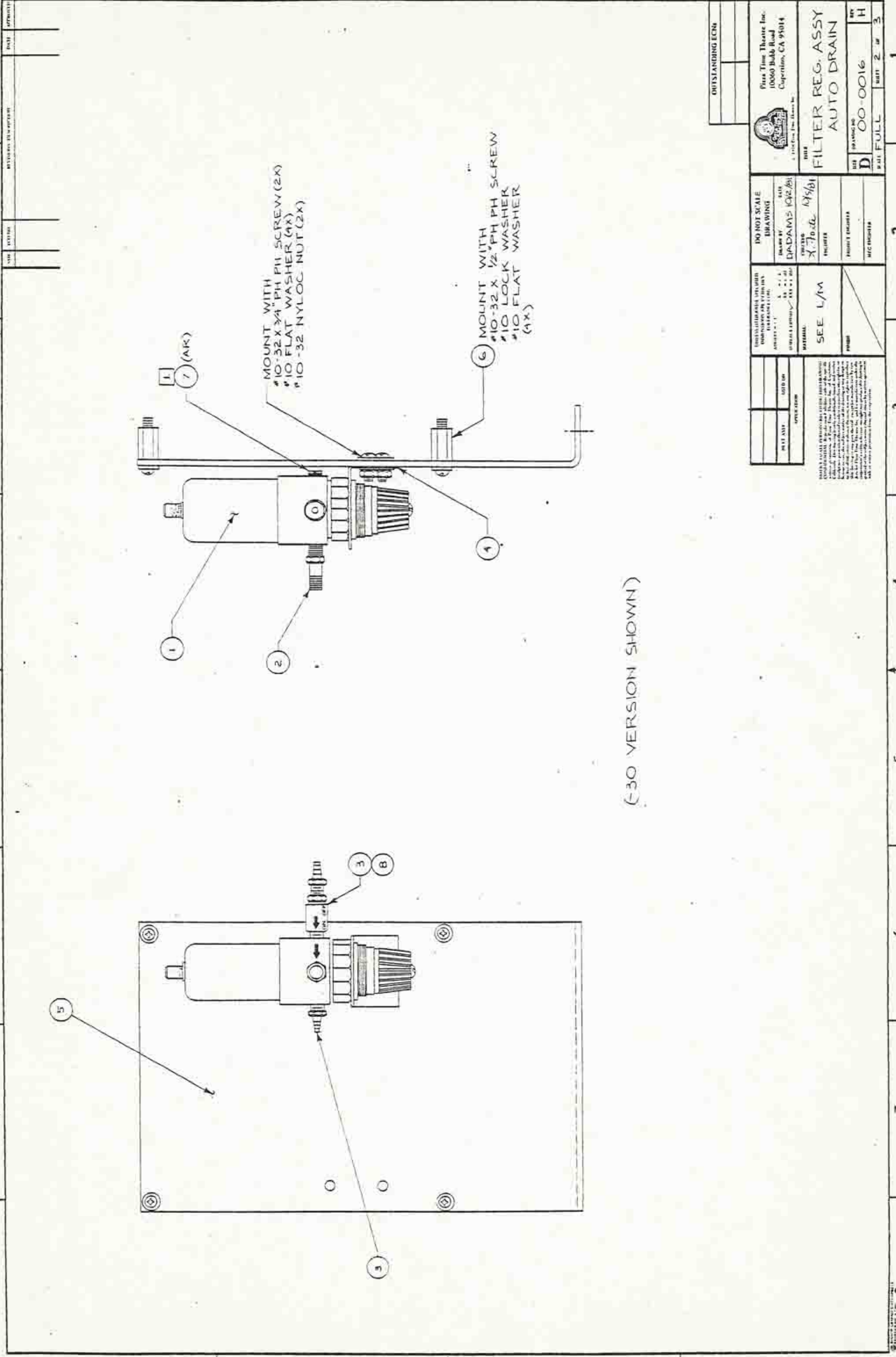
SHT 3 OF 3

TITLE

BASE SUPPORT
ASSEMBLY

REV

A 00-0236 + F



(-30 VERSION SHOWN)

OUTSTANDING ECN		Pitas Time Theatres Inc. 10060 Bulbb Road Cupertino, CA 95014 <small>A Pitas Time Theatres Inc. logo</small>	
DO NOT SCALE DRAWING DRAWN BY DADAMS 10/2/81	CHECKED BY X. J. J. 10/2/81	DESIGNED BY X. J. J. 10/2/81	DATE 10/2/81
INSPECTION STATUS APPROVED BY DATE	MATERIAL SEE L/M	PROJECT ENGINEER REC ENGINEER	PART NUMBER 00-0016
PART NAME FILTER REG. ASSY	PART NUMBER 00-0016	PART 2 OF 3	REV H

LIST OF MATERIALS



REV

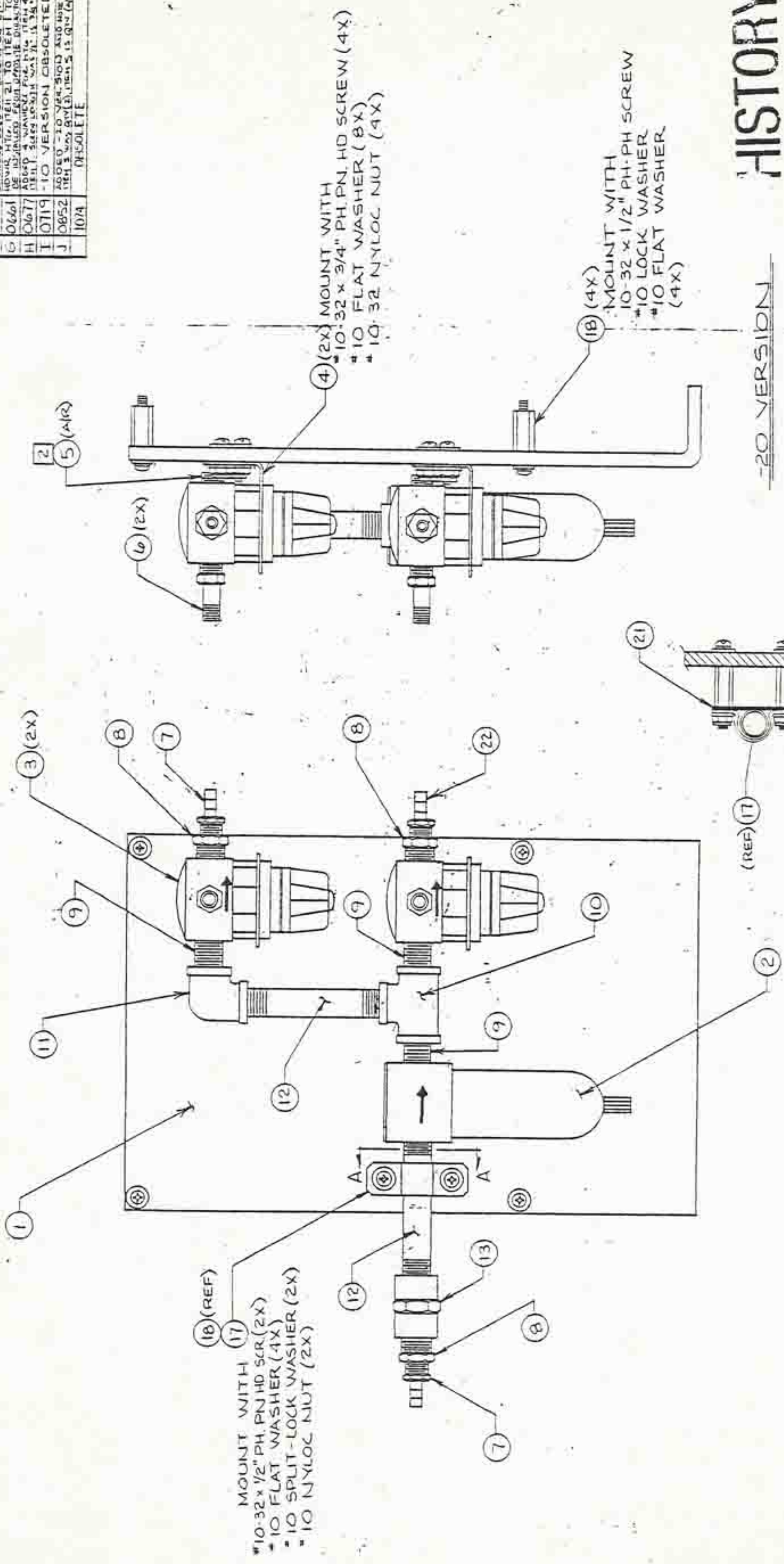
00-0016

ITEM	90	80	70	60	50	40	30	20	10	PART NUMBER	REFERENCE	DESCRIPTION	L/M
1							1	1	1	610001501		AIR FILTER REGULATOR	-
2							1	1	1	630000601		TIRE VALVE TO 1/8 NPT	-
3							2	2	2	6300004401		NIPPLE 1/4 NPT TO 1/8 ID	-
4							1	1	1	6500001001		MTG. BRKT, FILTER REG.	-
5							1	1	1	010009701		MTG. PLATE, FILTER REG.	-
6							4	4	4	080003801		STANDOFF, M/F #10-32 x 3/4	-
7							1/2	1/2	1/2	650000901		1/8 NPT PIPE PLUG	-
8							1	1	1	610001601		SLEEVE VALVE, 3W-250	-

A5.2-3

	USED ON	-30	00-0218	REV	A	B	C	D	E	F	G	H	TITLE
-10	00-0054	-40			0454	0459	0669	0852	0933	1064	1125	1273	FILTER REG.
-20	00-0050	-50			0454	0459	0669	0852	0933	1064	1125	1273	ASSY - AUTO
-20	00-0236	-60			0454	0459	0669	0852	0933	1064	1125	1273	DRAIN
-30	08-0192				0454	0459	0669	0852	0933	1064	1125	1273	A000016H
	08-0217				0454	0459	0669	0852	0933	1064	1125	1273	REV
													SHT 3 OF 3

REV	DESCRIPTION	DATE	BY
A	NEW ITEM 21	4/10/74	PH
B	MISC. CHANGES	1/23/74	AKZ
C	20-1011, CLAMP STRATEGIC BEIGN	12/23/73	AKZ
D	REVISION TO 10-32 NYLOC NUTS	12/23/73	AKZ
E	CHANGED HARDWARE FOR APPROX	12/23/73	AKZ
F	DELETED ITEM 14 AIRLINE ASSY	12/23/73	AKZ
G	DELETED ITEM 15 AIRLINE ASSY	12/23/73	AKZ
H	DELETED ITEM 16 AIRLINE ASSY	12/23/73	AKZ
I	DELETED ITEM 17 AIRLINE ASSY	12/23/73	AKZ
J	DELETED ITEM 18 AIRLINE ASSY	12/23/73	AKZ
K	DELETED ITEM 19 AIRLINE ASSY	12/23/73	AKZ
L	DELETED ITEM 20 AIRLINE ASSY	12/23/73	AKZ
M	DELETED ITEM 21 AIRLINE ASSY	12/23/73	AKZ
N	DELETED ITEM 22 AIRLINE ASSY	12/23/73	AKZ
O	DELETED ITEM 23 AIRLINE ASSY	12/23/73	AKZ
P	DELETED ITEM 24 AIRLINE ASSY	12/23/73	AKZ
Q	DELETED ITEM 25 AIRLINE ASSY	12/23/73	AKZ
R	DELETED ITEM 26 AIRLINE ASSY	12/23/73	AKZ
S	DELETED ITEM 27 AIRLINE ASSY	12/23/73	AKZ
T	DELETED ITEM 28 AIRLINE ASSY	12/23/73	AKZ
U	DELETED ITEM 29 AIRLINE ASSY	12/23/73	AKZ
V	DELETED ITEM 30 AIRLINE ASSY	12/23/73	AKZ
W	DELETED ITEM 31 AIRLINE ASSY	12/23/73	AKZ
X	DELETED ITEM 32 AIRLINE ASSY	12/23/73	AKZ
Y	DELETED ITEM 33 AIRLINE ASSY	12/23/73	AKZ
Z	DELETED ITEM 34 AIRLINE ASSY	12/23/73	AKZ



HISTORY

-20 VERSION

- NOTES:
- 1. USE TEFLON PIPE TAPE ON EACH MALE THREADED FITTING, MALE.
 - 2. 1/8 NPT HOLE PLUG (ITEM 5) SUPPLIED WITH REGULATOR (ITEM 3). RETURN ALL UNUSED 1/8 NPT HOLE PLUGS TO STOCK UNDER P.T. PART NO. 650-0007-01.

00-0236	REV A
ISSUED BY	ISSUED ON
APPROVED BY	APPROVED ON

DO NOT SCALE DRAWING	DATE
DESIGNED BY	4/12/74
CHECKED BY	
PROJECT ENGINEER	

SEE L/M
DATE
BY

00-0036	REV U
ISSUED BY	ISSUED ON
APPROVED BY	APPROVED ON

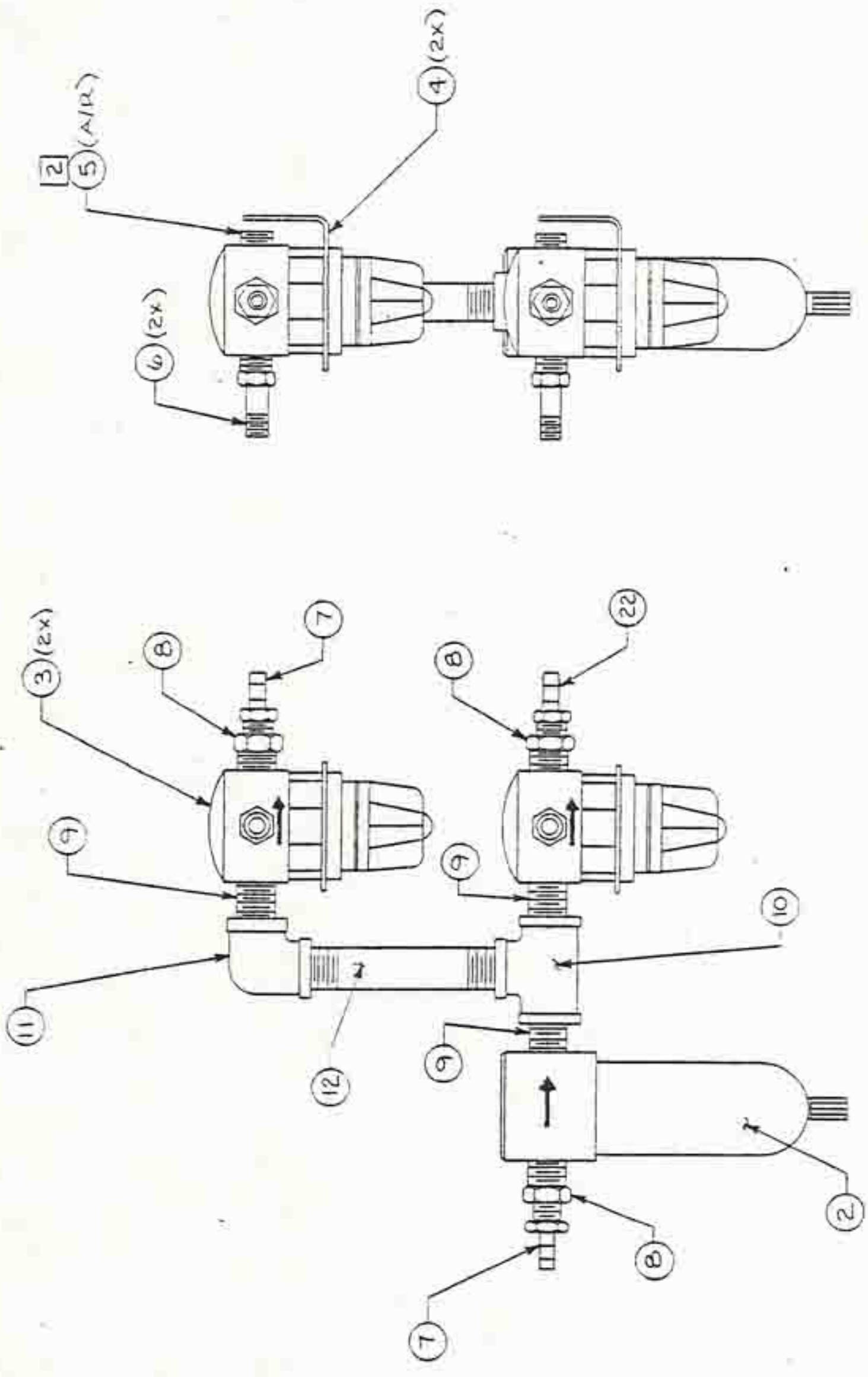
00-0036	REV U
ISSUED BY	ISSUED ON
APPROVED BY	APPROVED ON

00-0036	REV U
ISSUED BY	ISSUED ON
APPROVED BY	APPROVED ON

00-0036	REV U
ISSUED BY	ISSUED ON
APPROVED BY	APPROVED ON

DATE	REVISION DESCRIPTION	BY	APP'D

2 3 4 5 6 7 8



-30 VERSION

HISTORY

10010M

OUTSTANDING ECNs

<p>Pirza Filter Regulator Inc. 1213 Inwood Dr. Sunnyvale, CA 94086</p>		<p>TITLE AIR FILTER/ REGULATOR ASSY</p>		<p>DATE D</p>	<p>BY J</p>
<p>NO NOT SCALE DRAWING</p>		<p>DESIGN BY</p>	<p>DATE</p>	<p>CHECKED</p>	<p>DATE</p>
<p>PREVIOUS EDITIONS REVISIONS REVISION NO. DATE BY</p>		<p>ENGINEER</p>	<p>PROJECT ENGINEER</p>	<p>FIELD ENGINEER</p>	<p>DATE</p>
<p>00-0250 NEXT DATE</p>		<p>APPLICATION</p>	<p>MATERIAL</p>	<p>FORM</p>	<p>SCALE 1/1</p>
<p>NOTE TO ALL PARTS RECEIVING THIS DRAWING: THIS DRAWING IS THE PROPERTY OF PIRZA FILTER REGULATOR INC. IT IS TO BE USED ONLY FOR THE MANUFACTURE AND REPAIR OF THE AIR FILTER/REGULATOR ASSY. IT IS NOT TO BE REPRODUCED OR TRANSMITTED IN ANY FORM OR BY ANY MEANS, ELECTRONIC OR MECHANICAL, INCLUDING PHOTOCOPYING, RECORDING, OR BY ANY INFORMATION STORAGE AND RETRIEVAL SYSTEM. WITHOUT THE WRITTEN PERMISSION OF PIRZA FILTER REGULATOR INC., NO PART OF THIS DRAWING IS TO BE REPRODUCED OR TRANSMITTED IN ANY FORM OR BY ANY MEANS, ELECTRONIC OR MECHANICAL, INCLUDING PHOTOCOPYING, RECORDING, OR BY ANY INFORMATION STORAGE AND RETRIEVAL SYSTEM.</p>					

1 2 3 4 5 6 7 8

LIST OF MATERIALS



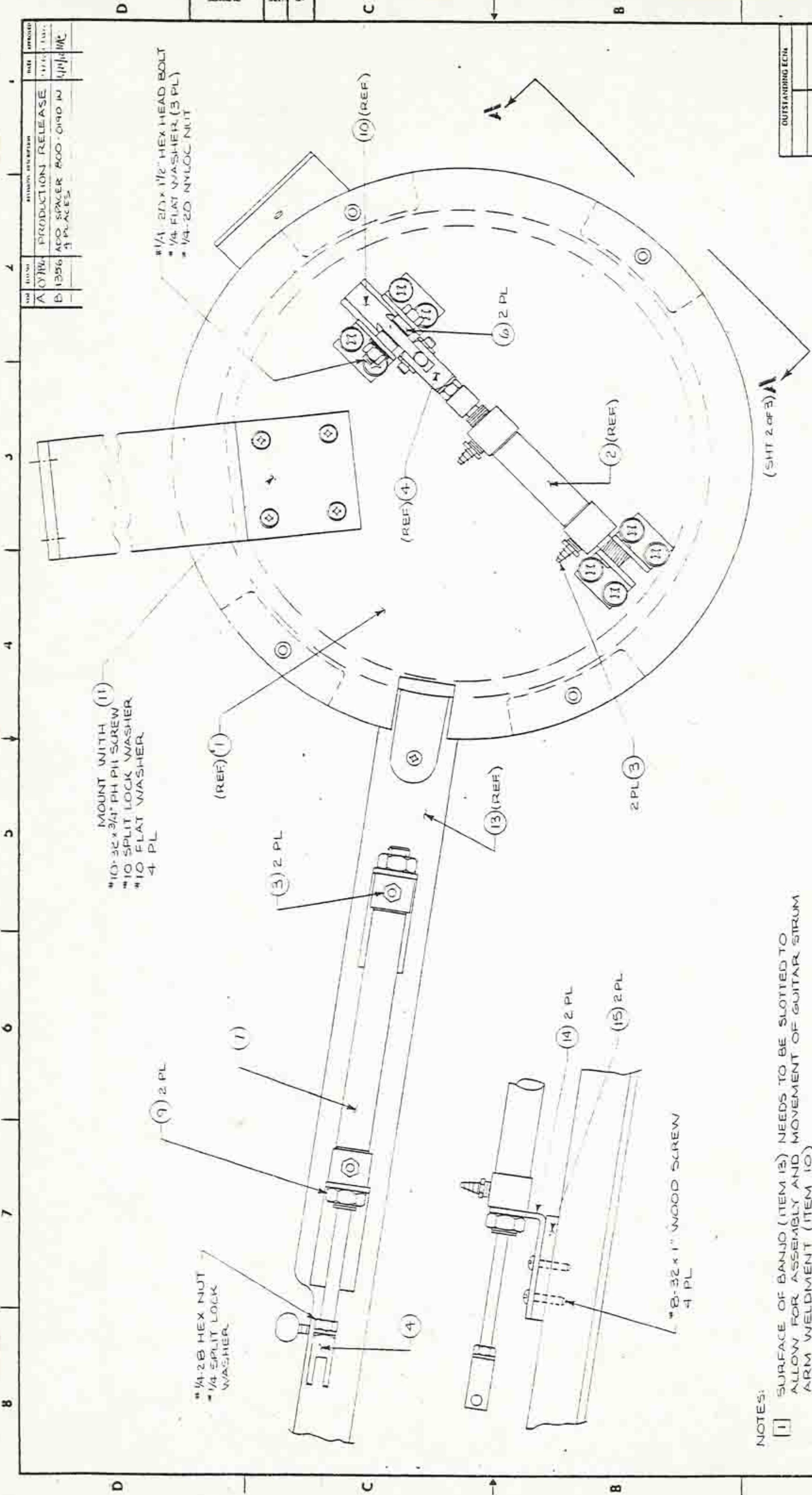
REV

00-0036

J

ITEM	90	80	70	60	50	40	30	20	10	PART NUMBER	REFERENCE	DESCRIPTION
1							-	1		01-00097-01		FILTER MOUNTING PLATE
2							1	1		61-00006-01		FILTER
3							2	2		61-00009-01		REGULATOR
4							2	2		65-00001-0-01		REGULATOR MTG. BRKT.
5							1/2	1/2		65-00009-01		1/8 NPT PIPE PLUG
6							2	2		63-00006-01		VALVE STEM FITTING
7							2	2		63-00002-01		BARB 1/8 NPT TO 1/8 TUBE
8							3	3		63-00002-01		ADAPTER 1/4 NPT MALE TO 1/8 NPT FEM
9							3	3		63-00002-1-01		NIPPLE, 1/4 NPT - MALE/MALE
10							1	1		63-00002-0-01		1/4 NPT FEMALE TEE
11							1	1		63-00001-8-01		1/4 NPT FEMALE ELBOW
12							1	2		73-00003-01		1/4 NPT PIPE 3" LG.
13							-	1		63-00001-9-01		COUPLING - STRAIGHT 1/4 NPT FEM
14												
15												
16												
17							-	1		80-00103-01		CONDUIT CLAMP 1/4" U
18							-	6		58-00003-8-01		10-32 x 3/4 THD. M/F STAND OFF
19												
20												
21							-	1		01-0251-01		PIPE SUPPORT STRAP
22							1	1		63-00001-1-01		BARB 1/8 NPT TO 1/16 TUBE

USED ON	REV	DATE	BY	DESCRIPTION	TITLE	SHT 3 OF 3
-60						
-70						
-80	ECO	00-0236	0349	0408	0425	0450
-90	ECO	00-0250	0349	0408	0425	0450
-50						

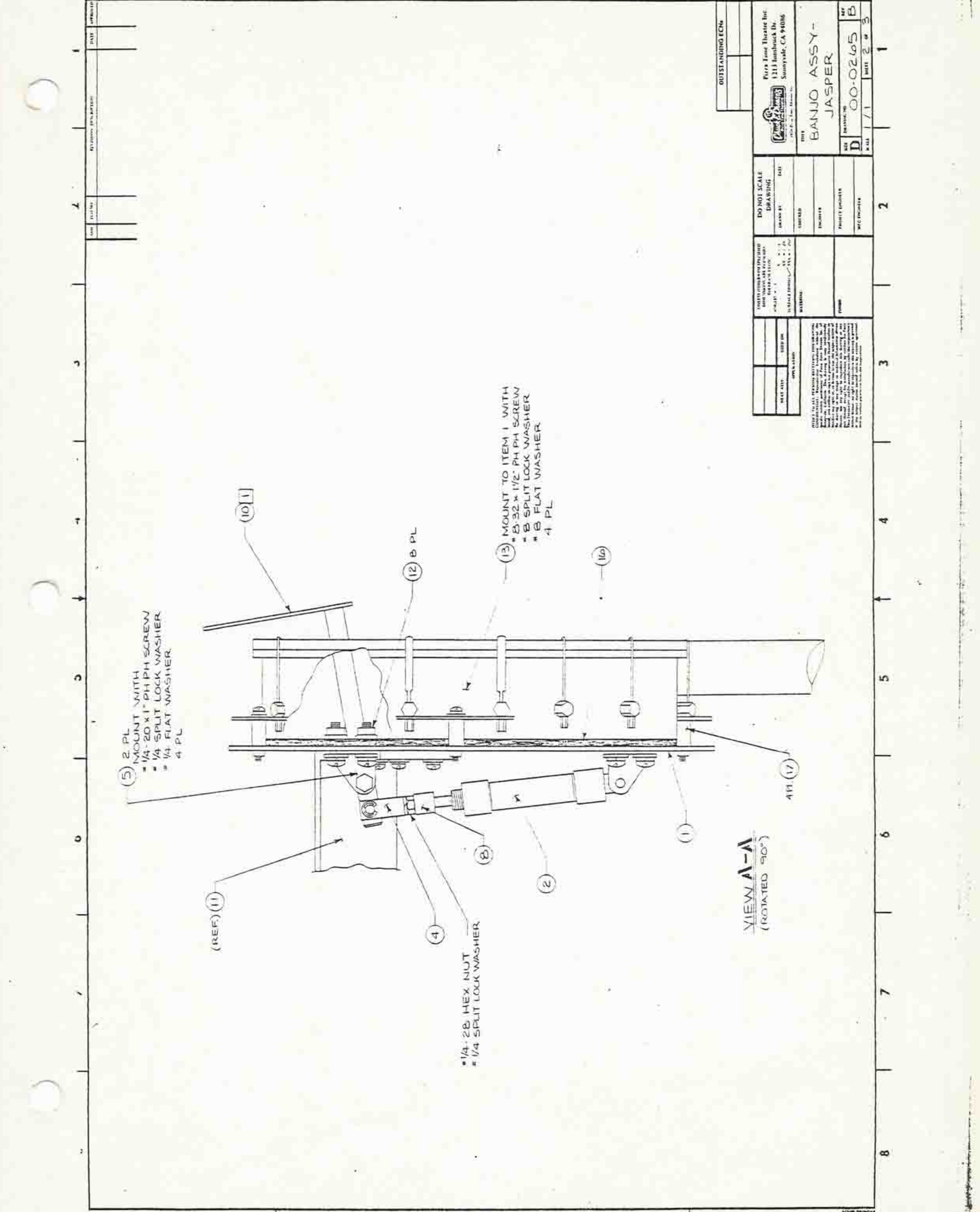


REV	DATE	BY	APPROVED
A	07/84	PRODUCTION RELEASE	
B	10/86	ADD SPACER 800-0190 IN 3 PLACES	1/11/86

DO NOT SCALE DRAWING		DATE 1/16/84	
DRAWN BY L. FORAYE		CHECKED BY F. HAYES	
UNLESS OTHERWISE SPECIFIED USE THE FOLLOWING DIMENSIONS		MATERIAL SEE L/M	
DIMENSIONS IN PARENTHESES ARE FOR INFORMATION ONLY		FINISH	
TOLERANCES UNLESS OTHERWISE SPECIFIED		FIT	
FRACTIONS		HOLE	
DECIMALS		SHAFT	
MILLIMETERS		THREADS	
FRACTIONS		MTC FINISH	
DECIMALS		MTC FINISH	
MATERIAL		FINISH	
SEE L/M			
FINISH			
MTC FINISH			

NOTES:

- [1] SURFACE OF BANJO (ITEM 13) NEEDS TO BE SLOTTED TO ALLOW FOR ASSEMBLY AND MOVEMENT OF GUITAR STRUM ARM WELDMENT (ITEM 10)
- WHEN BOLT OR SCREW LENGTHS SPECIFIED ARE NOT AVAILABLE, USE NEXT AVAILABLE SIZE, SO THAT FROM 1/2 TO 16 THREADS REMAIN EXPOSED AFTER MOUNTING NUTS ARE TIGHTENED. (3 THREADS SHOWING BEING THE AMOUNT DESIRED).



(5) 2 PL
 MOUNT WITH
 # 1/4-20 x 1" PH PH SCREW
 # 1/4 SPLIT LOCK WASHER
 # 1/4 FLAT WASHER
 4 PL

(4) #1/4-28 HEX NUT
 # 1/4 SPLIT LOCK WASHER

(13) MOUNT TO ITEM 1 WITH
 # 8-32 x 1 1/2" PH PH SCREW
 # 8 SPLIT LOCK WASHER
 # 8 FLAT WASHER
 4 PL

VIEW A-A
 (ROTATED 90°)

OUTSTANDING ECNs	
Fire Time Theatres Inc. 1211 Sunshuck Dr. Sunnyvale, CA 94086	
TITLE BANJO ASSY - JASPER	
DO NOT SCALE DRAWING	DATE
DRAWN BY	CHECKED BY
PROJECT ENGINEER	REC. NUMBER
PART NUMBER	REV
D 00-0265	B
SHEET 1 OF 3	PART 2 OF 3

OTHER THAN THE PARTS LISTED, ALL DIMENSIONS ARE TO BE TAKEN FROM THE DRAWING. THE DRAWING IS THE AUTHORITY IN THE EVENT OF A DISCREPANCY BETWEEN THE PARTS LIST AND THE DRAWING. THE DRAWING IS THE AUTHORITY IN THE EVENT OF A DISCREPANCY BETWEEN THE PARTS LIST AND THE DRAWING. THE DRAWING IS THE AUTHORITY IN THE EVENT OF A DISCREPANCY BETWEEN THE PARTS LIST AND THE DRAWING.

LIST OF MATERIALS



REV 000265 B

ITEM	PART NUMBER										REFERENCE	DESCRIPTION	L/M
	90	80	70	60	50	40	30	20	10				
1									1	01043901		BANJO PLATE - JASPER	-
2									1	60000601		AIR CYLINDER	-
3									4	630001101		BARB, 1/8NPT TO 1/16 TUBE	-
4									2	65000701		CLEVIS	-
5									2	65000601		PIVOT BRKT. (PAIR)	-
6									2	01011403		SPACER	-
7									1	60002401		AIR CYLINDER	-
8									1	01018602		SPACER	-
9									2	800013601		MTG. NUT	-
10									1	02030810		GUJAR STRUM HAND WED.	-
11									1	01044001		BANJO SUPPORT PLATE	-
12									8	80003001		WELL NUT # 1/4-20	-
13									1	70004801		BANJO	-
14									2	01044101		MTG. BRKT.-BANJO	-
15									2	01044201		SHOCK PAD	-
16									3	800016701		WEATHER SEAL 1/4" x 1/2"	-
17									4	800019001		SPACER, BRASS #BCL 5/16"	-

USED ON	REV	A	B	TITLE	SHT 3 OF 3
-60					
-70	00-0046-20				
-80		0986	1356	BANJO ASSY-	
-90				JASPER	
-40					
-50					
				A 000265 B	REV

REV	DESCRIPTION	DATE	BY
A	1336 PRODUCTION RELEASE	12B	MM

DATE	BY

DATE	BY

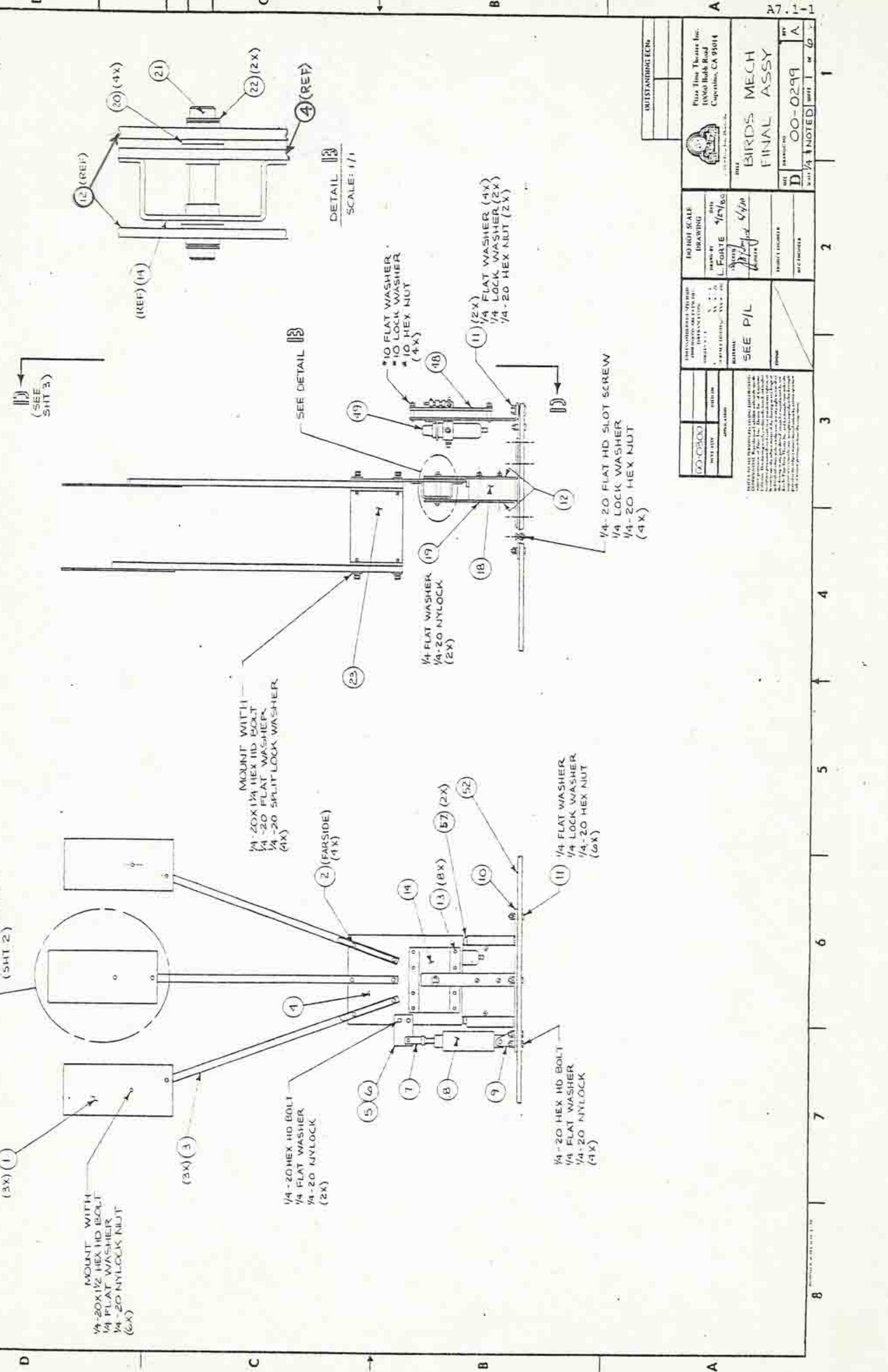
DATE	BY

DATE	BY

DATE	BY


DATE	BY

DATE	BY



OUTSTANDING ECNs		 Plaza Time Theatre Inc. 10000 Bullock Road Cupertino, CA 95014	
DO NOT SCALE DRAWING	DATE 4/21/80	BY L. FORTE	DATE 4/1/80
TITLE: BIRDS MECH FINAL ASSY DRAWING NO: 00-0299 REV: D		SHEET 1 OF 6 NOTED	
SEE P/L DRAWING NO: 00-0300 DATE: 11/2/80 BY: [Signature]		PROJECT NO: [Blank] REV: [Blank]	
THIS DRAWING IS THE PROPERTY OF PLAZA TIME THEATRE INC. IT IS TO BE USED ONLY FOR THE PROJECT AND FOR THE CLIENT'S USE. IT IS NOT TO BE REPRODUCED OR TRANSMITTED IN ANY FORM OR BY ANY MEANS, ELECTRONIC OR MECHANICAL, INCLUDING PHOTOCOPYING, RECORDING, OR BY ANY INFORMATION STORAGE AND RETRIEVAL SYSTEM, WITHOUT THE WRITTEN PERMISSION OF PLAZA TIME THEATRE INC.			

OUTSTANDING ECNs


 Pizza Time Theatre Inc.
 10860 Bulb Road
 Cupertino, CA 95014

DATE: 5/20/79
 BY: BIRDS MECH.
 PART: FINIAL ASSY

D 00-0299
 SHEET 2 OF 2

DO NOT SCALE DRAWING

DRAWN BY: *SLP*
 CHECKED BY: *SLP*
 DATE: 5/8/79

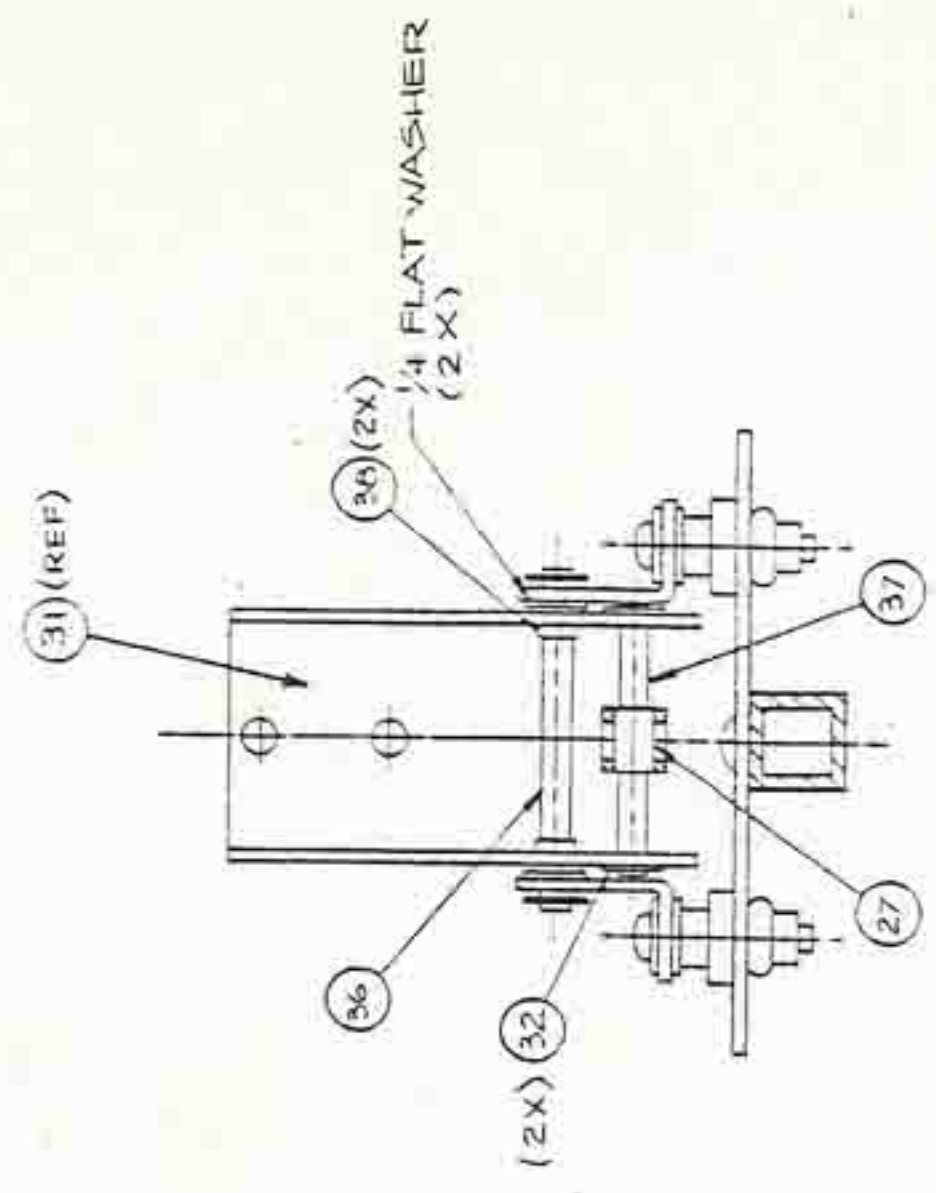
PROJECT: *SLP*
 PART: *SLP*
 SHEET: 2 OF 2

SEE P/L

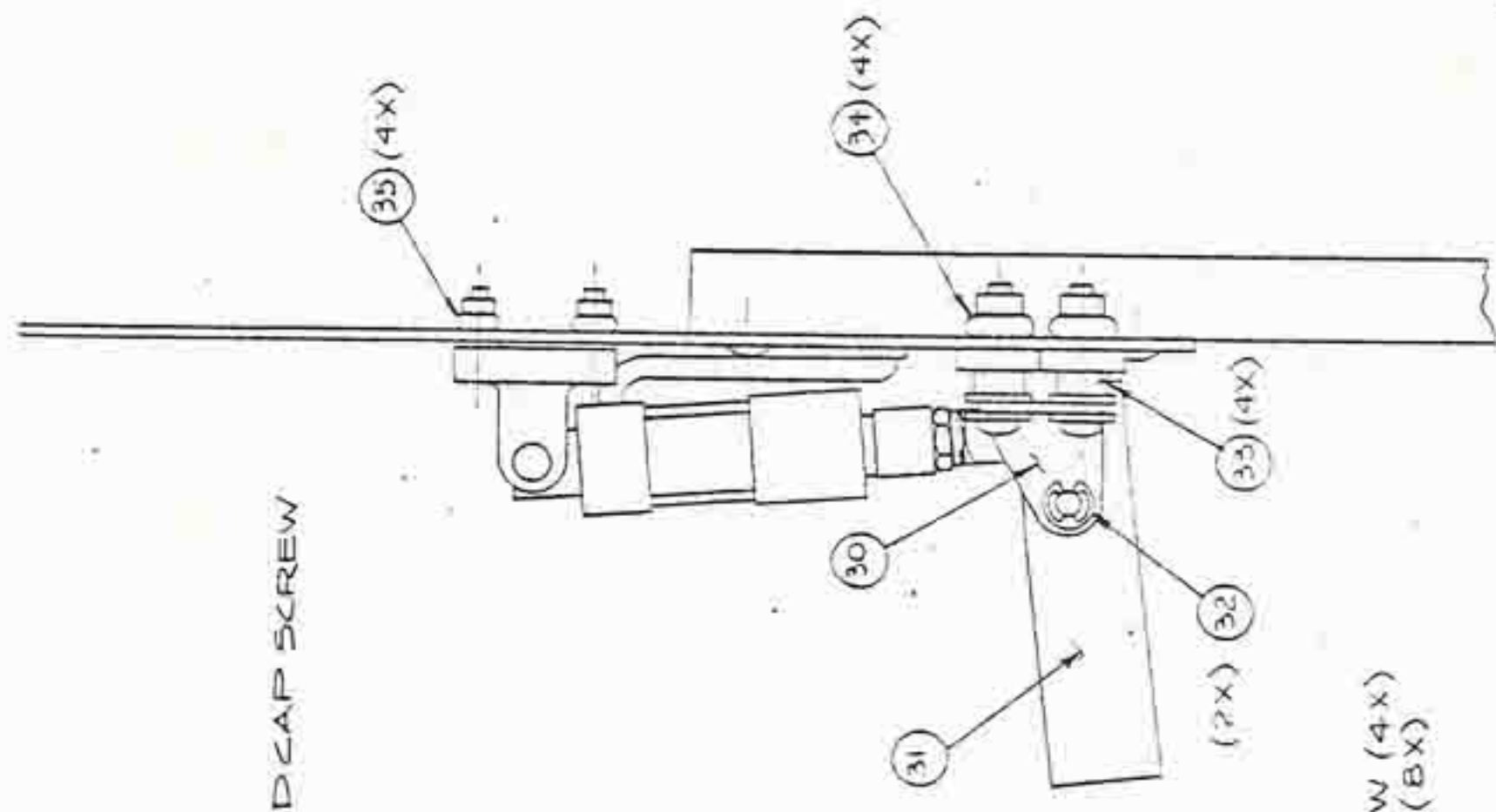
MATERIAL: *SLP*
 FINISH: *SLP*

00-0200
 DATE: *SLP*
 PART: *SLP*

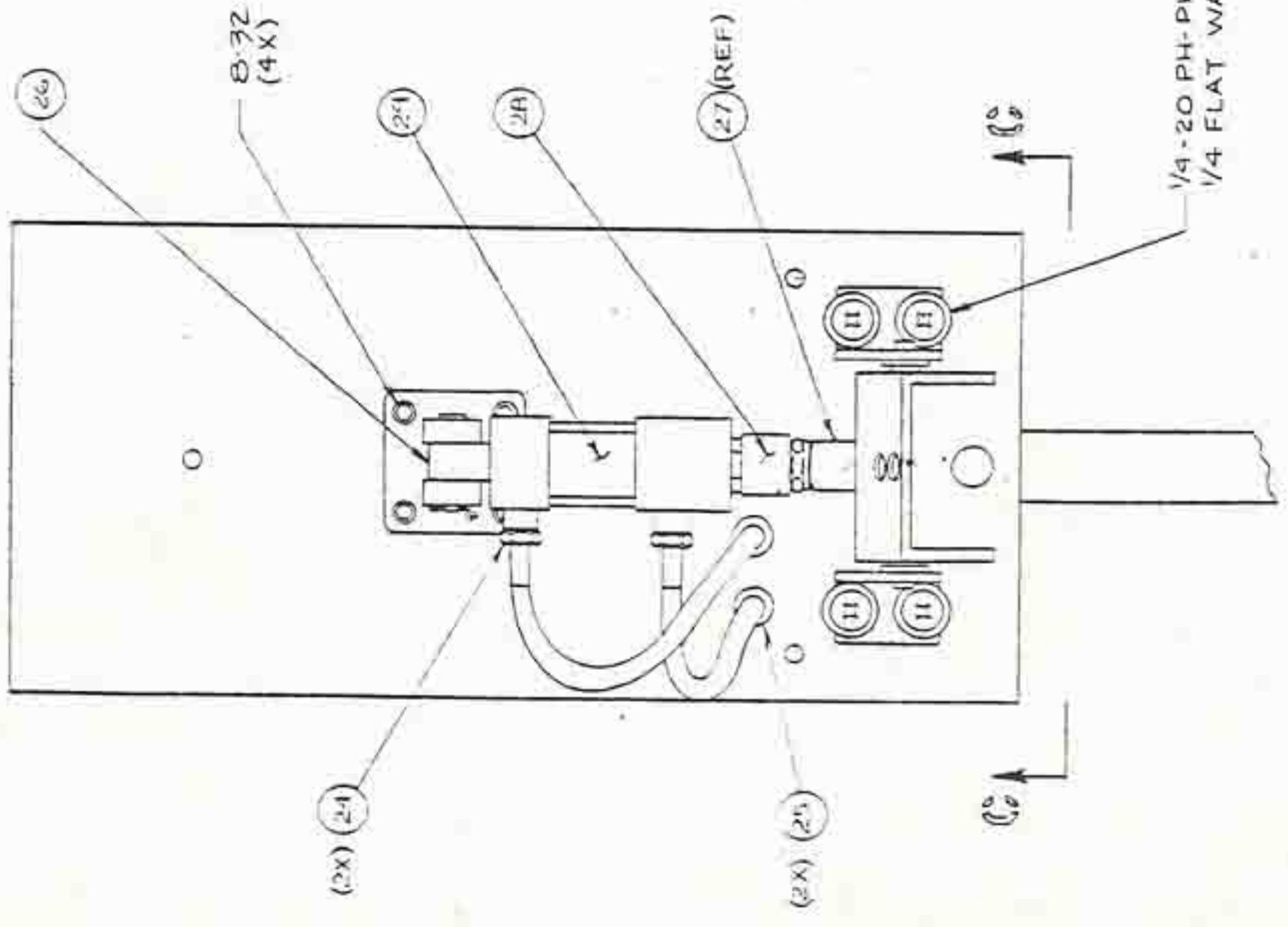
THIS IS A FINAL DRAWING FOR THE PROJECT. IT IS THE RESPONSIBILITY OF THE USER TO VERIFY THE DIMENSIONS AND MATERIALS. THE USER SHALL BE RESPONSIBLE FOR ANY ERRORS OR OMISSIONS. THE USER SHALL BE RESPONSIBLE FOR ANY CHANGES TO THE DRAWING. THE USER SHALL BE RESPONSIBLE FOR ANY DAMAGE TO THE DRAWING. THE USER SHALL BE RESPONSIBLE FOR ANY LOSS OF THE DRAWING. THE USER SHALL BE RESPONSIBLE FOR ANY DESTRUCTION OF THE DRAWING. THE USER SHALL BE RESPONSIBLE FOR ANY REPRODUCTION OF THE DRAWING. THE USER SHALL BE RESPONSIBLE FOR ANY DISTRIBUTION OF THE DRAWING. THE USER SHALL BE RESPONSIBLE FOR ANY USE OF THE DRAWING. THE USER SHALL BE RESPONSIBLE FOR ANY VIOLATION OF THE DRAWING. THE USER SHALL BE RESPONSIBLE FOR ANY BREACH OF THE DRAWING. THE USER SHALL BE RESPONSIBLE FOR ANY INFRINGEMENT OF THE DRAWING. THE USER SHALL BE RESPONSIBLE FOR ANY VIOLATION OF THE DRAWING. THE USER SHALL BE RESPONSIBLE FOR ANY BREACH OF THE DRAWING. THE USER SHALL BE RESPONSIBLE FOR ANY INFRINGEMENT OF THE DRAWING.



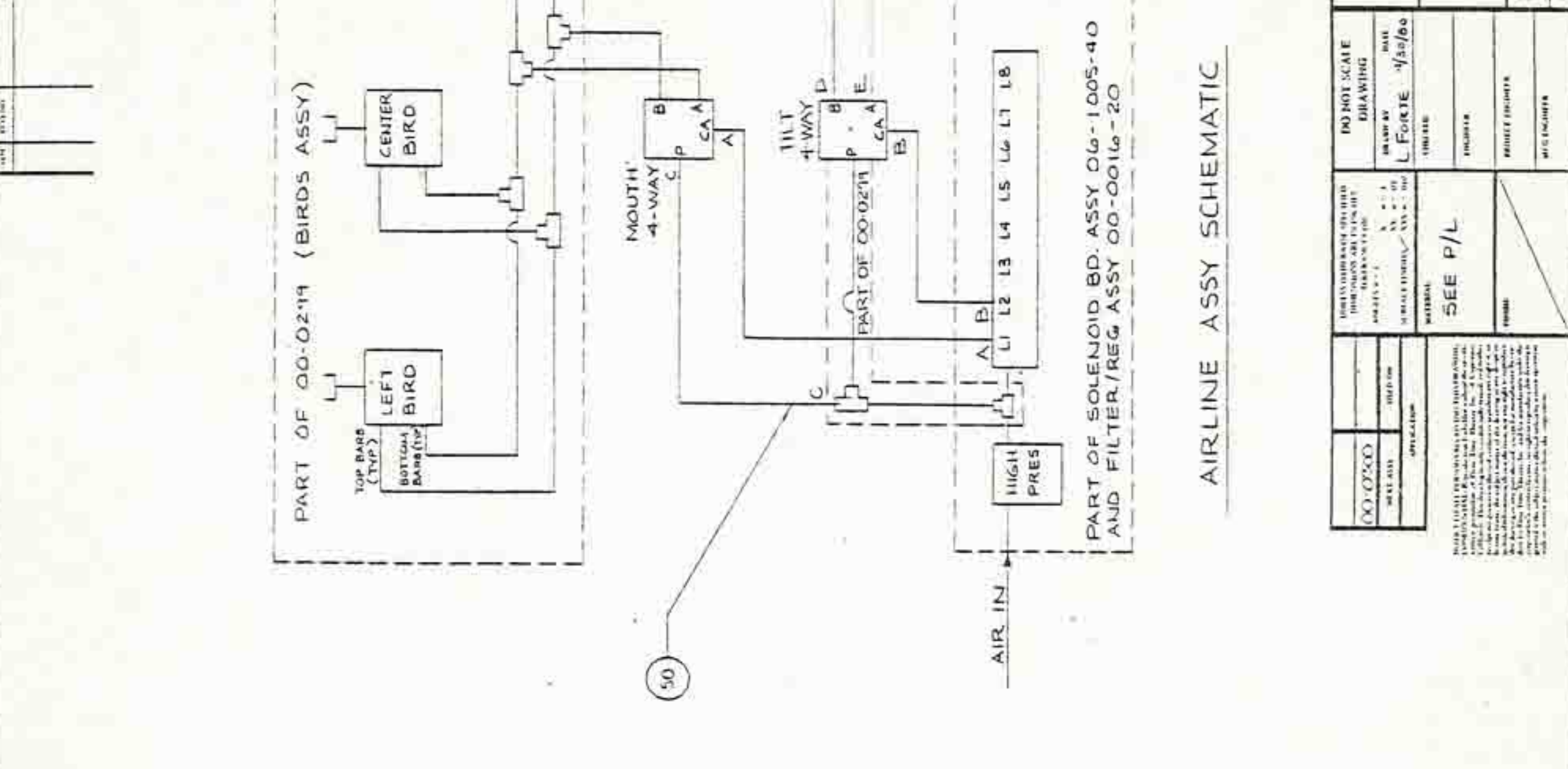
VIEW C-C
 (TYPICAL 3 PLCS)
 SCALE: 1/1

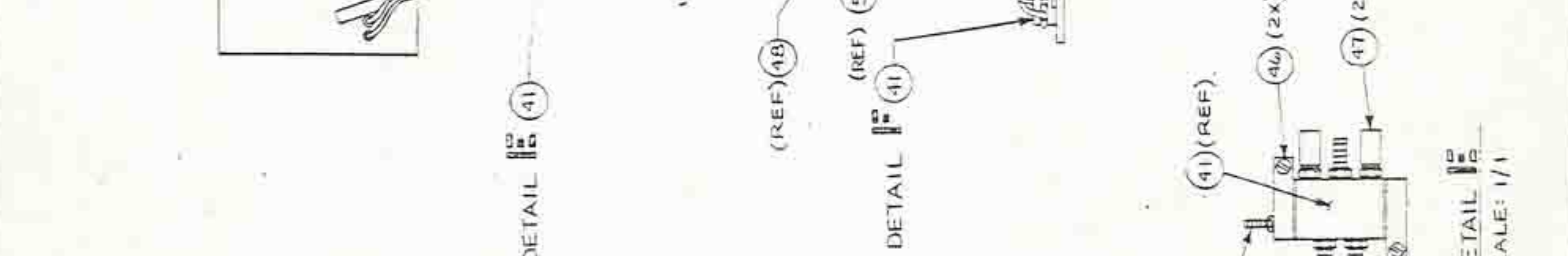
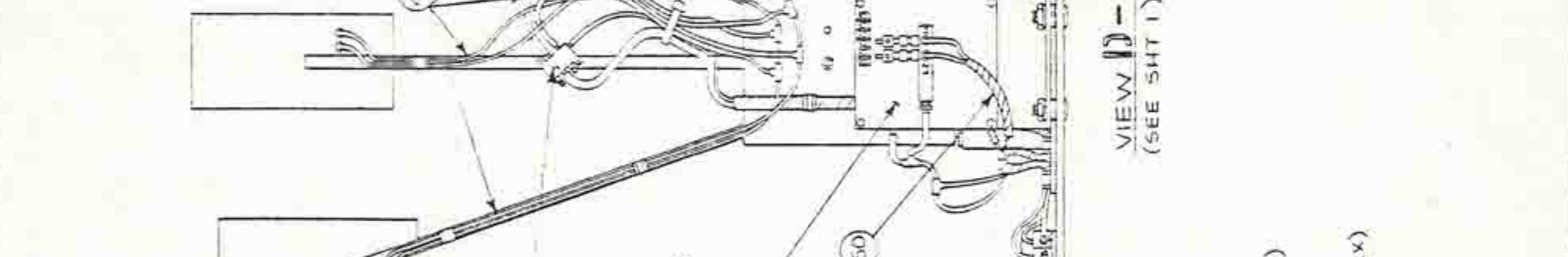
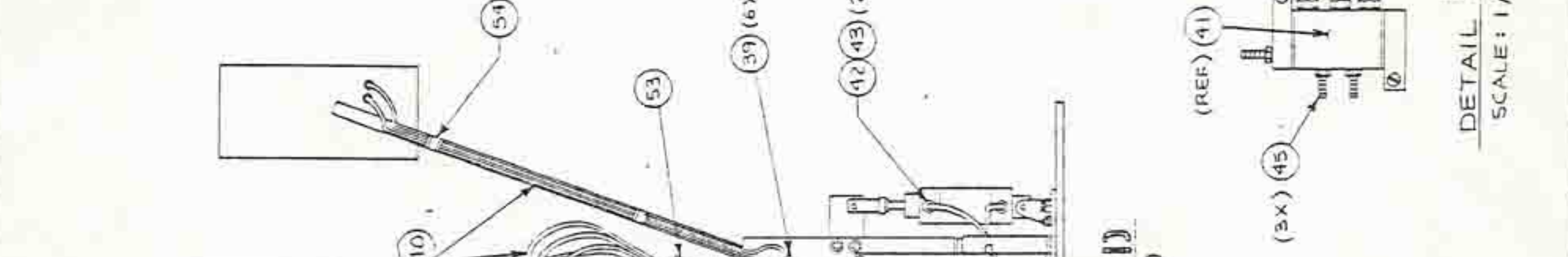


DETAIL A (SEE SHIT 1)
 (TYPICAL 3 PLCS)
 SCALE: 1/1



DATE	BY	CHKD	REV







REV

LIST OF MATERIALS

00-0299

A

ITEM	90	80	70	60	50	40	30	20	10	PART NUMBER	REFERENCE	DESCRIPTION	L/M
1									3	01-0007801		HEAD PLATE	-
2									4	800008901		DRIVE 1/4 O.D X 1" GR	-
3									3	01-0008001		BODY TUBE	-
4									1	01-0007901		BODY MOUNT PLATE	-
5									1	01-0008401		BRACKET BIRD DRIVE	-
6									1	680002901		BEARING STRAIGHT 3/8 ID X 1/2 OD	-
7									1	650002601		CLEVIS ROD	-
8									1	600001501		CYLINDER	-
9									1	650002501		PIVOT BRKT	-
10									1	01-0008501		MOUNT PLATE	-
11									8	800005501		CARRIAGE BOLT 1/4-20 X 1"	-
12									2	01-0019601		BODY SUPPORT	-
13									8	800003401		DRIVE RIVET 3/16 OD X 5/16 GR	-
14									1	01-0019101		HAT SECTION	-
15													
16													
17													
18									1	01-0019801		SUPPORT BLOCK	-
19									2	8000011401		FH SLOTTED - 1/4-20 X 3/4"	-
20									4	680003301		BEARING FLANGE 5/8 ID	-
21									1	01-0008101		PIVOT PIN	-
22									2	800008501		"E" RING 5/8" SHAFT	-
23									1	01-0052601		BRACKET SUPPORT BIRDS	-
												TITLE	
-10												BIRDS MECH	
-20												FINAL ASSY	
-30													
-40													
-50													

SHT 4 OF 6

REV

A 00-0299-A

LIST OF MATERIALS



REV

ITEM	90	80	70	60	50	40	30	20	10	PART NUMBER	REFERENCE	DESCRIPTION	REV
24									6	630000201		NIPPLE 1/8 NPT TO 1/8 ID	A
25									6	5800002701		GROMMET 1/4 ID	L/M
26									3	010022901		MOUTH CYLINDER PIVOT BLOCK	-
27									3	6800000801		BEARING, CYL. 1/4 ID	-
28									3	010021401		MOUTH CYL. SPACER	-
29									3	600002001		CYLINDER	-
30									3	6500000601		PIVOT BRACKET	-
31									3	010006101		JAW HINGE	-
32									12	800001501		"E" RING 1/4" SHAFT	-
33									12	010021201		JAW SPACER	-
34									12	800003001		1/4-20 WELL NUT	-
35									12	800003301		8-32 WELL NUT	-
36									3	010005201		JAW PIVOT PIN	-
37									3	010005501		JAW CLEVIS PIN	-
38									6	680001401		BEARING FLANGE 1/4 ID	-
39									6	630000501		AIR TEE 1/8 x 1/8 x 1/8	-
40									9	740000101		TUBING 1/4 OD x 1/8 ID	-
41									2	610000801		VALVE, 4 WAY	-
42									2	630000201		ADAPTER 1/4 NPT TO 1/8 NPT	-
43									2	630001101		BARB 1/8 NPT TO 1/8 OD	-
44									4	630000101		NIPPLE 10-32 TO 1/8 ID	-
45									4	630000801		NIPPLE 10-32 TO 1/16 ID	-
46									4	800009301		#6 x 1" TAP SCREW	-
	USED ON											TITLE	
-10												BIRDS MECH	REV
-20												FINAL ASSY	
-30												A 100-0299	
-40													
-50													

A7.1-5

SHT 5 OF 6

LIST OF MATERIALS

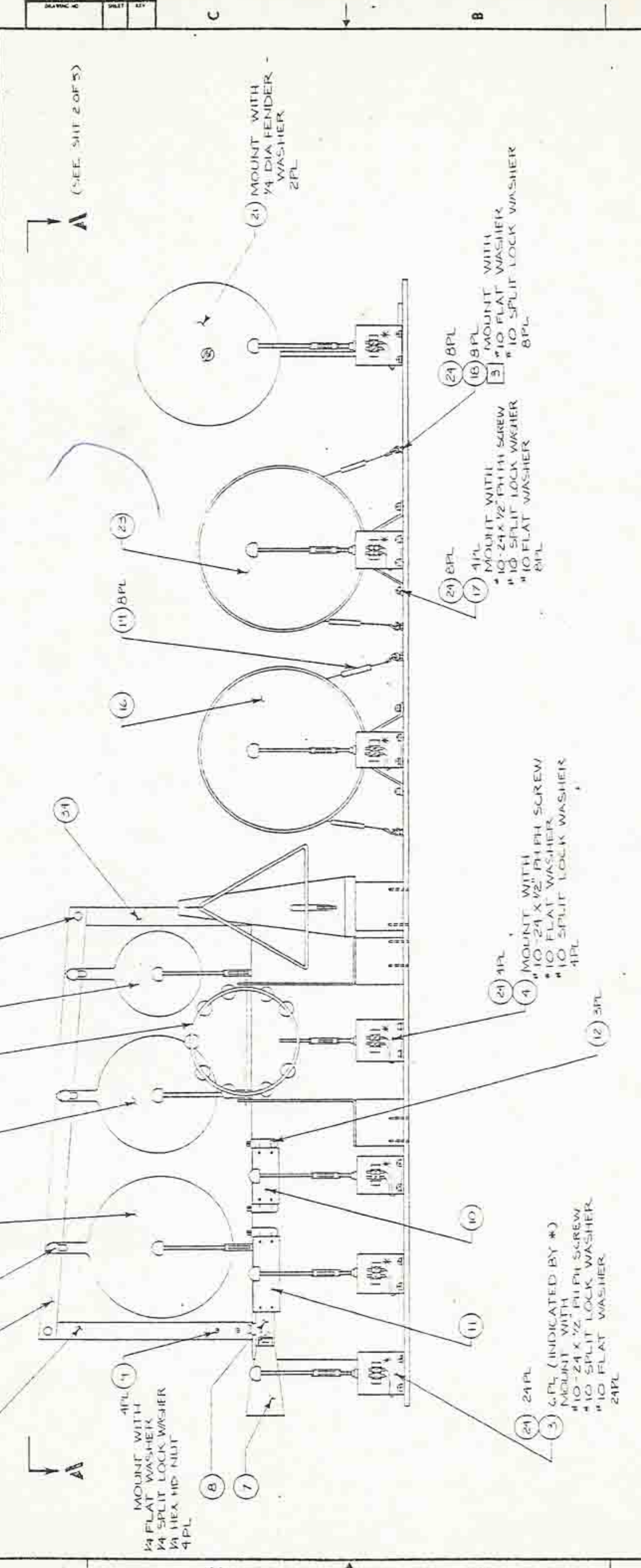


REV 00-0299 A

ITEM	90	80	70	60	50	40	30	20	10	PART NUMBER	REFERENCE	DESCRIPTION	L/M
47									4	6300003-01		AIR MUFFLER	-
48									1	06100540		SOLENOID PCB ASSY	YES
49									1	000016-20		FILTER REG ASSY	YES
50									1	000092-10		AIRLINE ASSY	YES
51													
52									1	010331-01		CHAR. MTG. BOARD	-
53									1	760007-01		TIE WRAP - MIN.	-
54									8	7600021-01		ADJUSTABLE CABLE TIE DOWN	-
55													
56													
57									2	010297-01		SOUND DAMPER	-

USED ON	-60	-70	-80	-90	-50	TITLE
REV						BIRDS MECH
ECO						FINAL ASSY
						REV
						A 00-0299 + A
						SHT 6 OF 6

REV	DATE	DESCRIPTION	BY	CHKD
A	01/20	PRODUCTION RELEASE		
B	05/73	UPDATE L/M S/E E/O		
C	05/75	ADD ITEM 13 & 14		
D	07/50	ADD TERM BLK AND PAN MFC H		
E	07/64	QTY. REFINISHED ONE NEW BOLT		
F	03/57	DELETE 4-30-0024, PARB		
G	06/07	ADDED NOTE [3]		



NOTES:

1. WHEN BOLT OR SCREW LENGTHS SPECIFIED ARE NOT AVAILABLE, USE NEXT AVAILABLE SIZE SO THAT FROM 1/2 TO 6 THREADS REMAIN EXPOSED AFTER MOUNTING NUTS ARE TIGHTENED, IN ORDER TO PASS INSPECTION (3 THREADS SHOWING BEYOND THE AMOUNT DESIRED)
2. SEE SHIT 3 OF 5 FOR WIRING DIAGRAM OF 00-0056-10 DRUM CABLE ASSY (ITEM 26)
3. ITEM 18 #10-24 EYEBOLTS TO BE CUT TO 1.25" LONG, BEFORE INSTALLATION

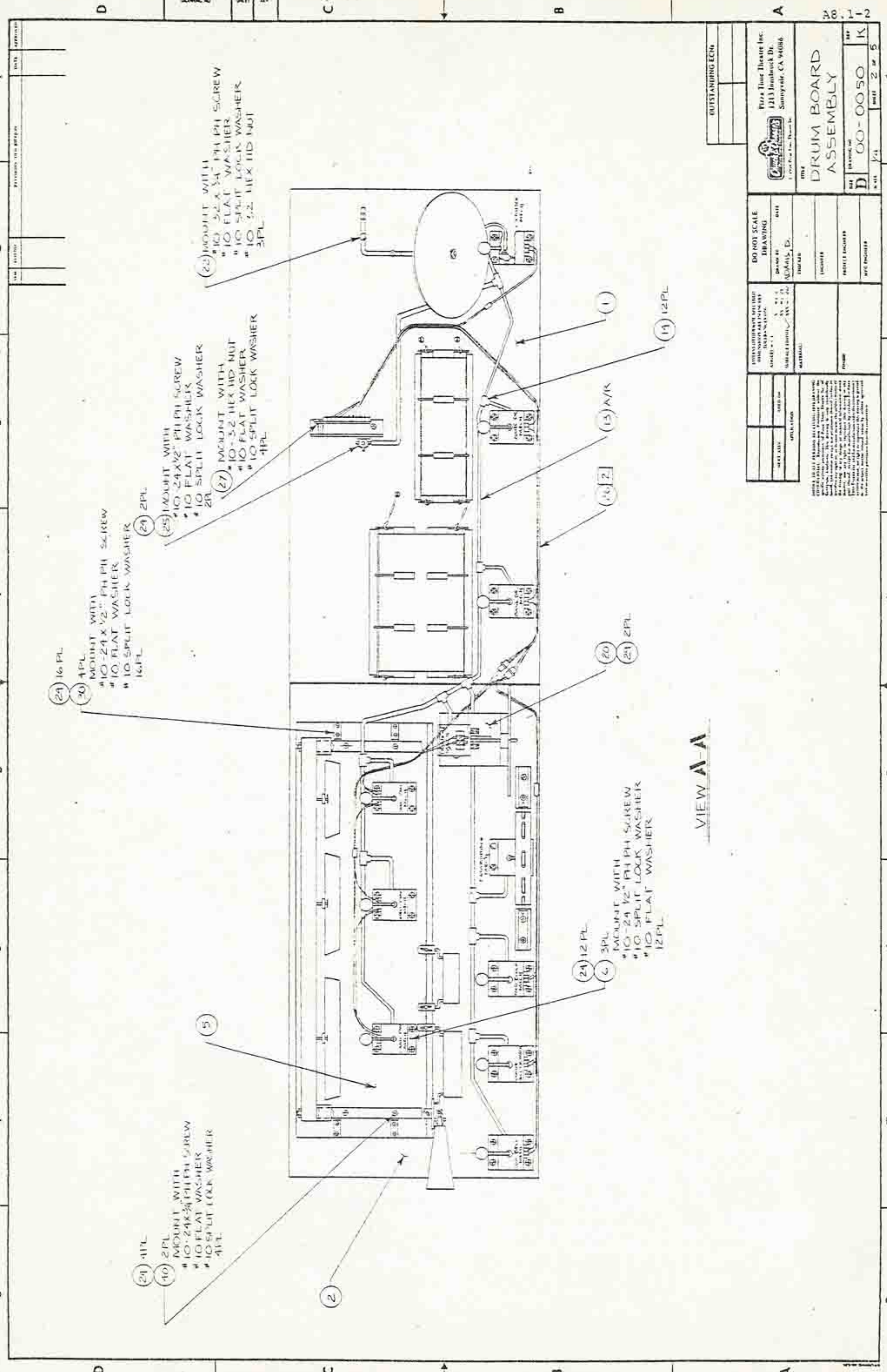
OUTSTANDING ECNs

DO NOT SCALE DRAWING	DATE	BY
00-0123	01/2/82	ADAMS, P
00-0255	01/2/82	L FORTE

PIZZA TIME THEATRE INC.
1211 HUNTSWOOD DR.
SUNNYVALE, CA 94086

DRUM BOARD ASSEMBLY

REV: 00-0050
DATE: 1/4/82
PAGE: 1 OF 5



(24) 16 PL
 (30) 4 PL
 MOUNT WITH
 #10-24 X 1/2" PH PH SCREW
 #10 FLAT WASHER
 #10 SPLIT LOCK WASHER
 16 PL

(21) 11 PL
 (10) 2 PL
 MOUNT WITH
 #10-24 X 3/4" PH PH SCREW
 #10 FLAT WASHER
 #10 SPLIT LOCK WASHER
 11 PL

(25) MOUNT WITH
 #10-24 X 1/2" PH PH SCREW
 #10 FLAT WASHER
 #10 SPLIT LOCK WASHER
 2 PL

(27) MOUNT WITH
 #10-3.2 HEX HD NUT
 #10 FLAT WASHER
 #10 SPLIT LOCK WASHER
 1 PL

(22) MOUNT WITH
 #10-3.2 X 3/4" PH PH SCREW
 #10 FLAT WASHER
 #10 SPLIT LOCK WASHER
 #10-3.2 HEX HD NUT
 3 PL

(24) 12 PL
 (6) 3 PL
 MOUNT WITH
 #10-24 1/2" PH PH SCREW
 #10 SPLIT LOCK WASHER
 #10 FLAT WASHER
 12 PL

(20) 2 PL
 (21) 2 PL

(16) 2

(15) A/R

(11) 12 PL

(1)

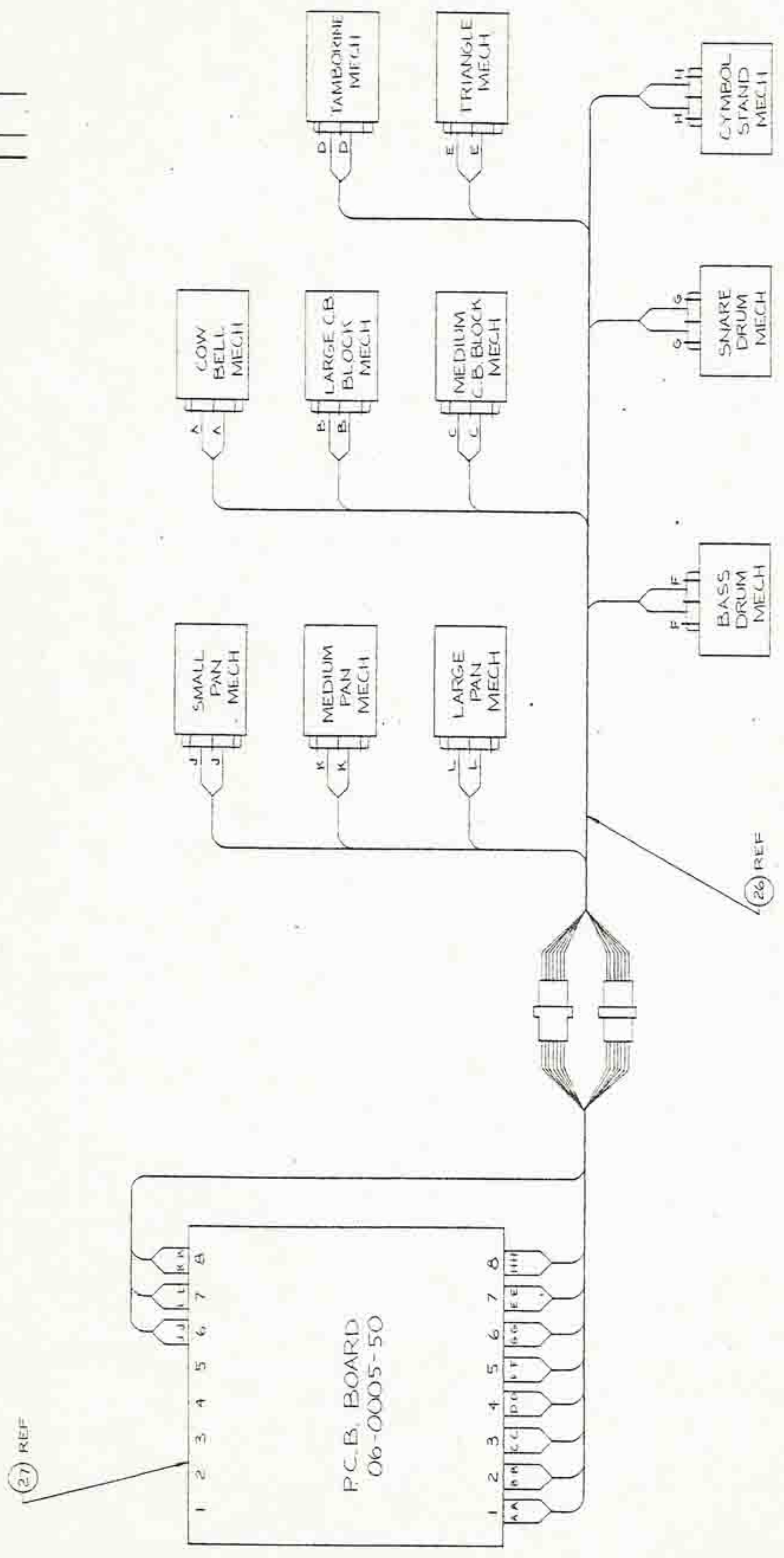
VIEW A-A

OUTSTANDING ECNs	
Pizza Theater Theatre Inc. 12113 Inglewood Dr. Sunnyvale, CA 94086	
DO NOT SCALE DRAWING DRAWN BY ADAM S. D. CHECKED BY PROJECT NUMBER DATE	TITLE DRUM BOARD ASSEMBLY SHEET 00-0050 OF 05
PROFESSIONAL SEAL (UNIT) THIS DOCUMENT IS NOT VALID WITHOUT THE SEAL OF A REGISTERED ARCHITECT OR ENGINEER ARCHITECT ENGINEER MATERIAL FINISH	DATE 08/15/11 SCALE 1" = 1'-0" SHEET NO. 00-0050 OF 05

NOTES TO THE FABRICATOR:
 1. ALL DIMENSIONS ARE TO CENTER UNLESS NOTED OTHERWISE.
 2. ALL DIMENSIONS ARE TO CENTER UNLESS NOTED OTHERWISE.
 3. ALL DIMENSIONS ARE TO CENTER UNLESS NOTED OTHERWISE.
 4. ALL DIMENSIONS ARE TO CENTER UNLESS NOTED OTHERWISE.
 5. ALL DIMENSIONS ARE TO CENTER UNLESS NOTED OTHERWISE.
 6. ALL DIMENSIONS ARE TO CENTER UNLESS NOTED OTHERWISE.
 7. ALL DIMENSIONS ARE TO CENTER UNLESS NOTED OTHERWISE.
 8. ALL DIMENSIONS ARE TO CENTER UNLESS NOTED OTHERWISE.

ITEM	DESCRIPTION	QTY
	DRUM BOARD ASSEMBLY	1
PIZZA TIME THEATRE INC. 1213 INGLEWOOD DR. SUNNYVALE, CA 94086		
DRAWING NO. D 00-0050 REV. 3 OF 5		
DATE: 11-1-77 BY: ADAMS, D. CHECKED: ADAMS, D. TITLE: DRUM BOARD ASSEMBLY		

WIRING DIAGRAM



8 7 6 5 4 3 2 1

(27) REF

P.C.B. BOARD
06-0005-50

(26) REF



LIST OF MATERIALS

REV

00-0050

K

ITEM	90	80	70	60	50	40	30	20	10	PART NUMBER	REFERENCE	DESCRIPTION	L/M
1									1	01-0119-01		DRUM SHELF - RIGHT	-
2									1	01-0125-01		DRUM SHELF - LEFT	-
3									6	00-0022-10		D.T.T. MECH ASSY (DRUM)	YES
4									1	00-0022-20		D.T.T. MECH. ASSY (TAMB.)	YES
5									1	01-0130-01		BELL & BLOCK STAND	-
6									3	00-0022-40		D.T.T. MECH ASSY (PAN)	YES
7									1	00-0018-01		COW BELL	-
8									1	00-0034-01		BELL & BLOCK HOLDER	-
9									4	00-0055-01		CARRIAGE BOLT 1/4-20x1"	-
10									1	00-0015-01		CB. BLOCK - MED.	-
11									1	00-0016-01		CB. BLOCK - LRG.	-
12									3	00-0035-01		BLOCK HOLDER	-
13									1/2	00-0010-01		TUBING 1/4" O.D x 1/8" I.D	-
14									12	00-0050-01		AIR TEE 1/8"	-
15										-			-
16									1	00-0012-01		BASS DRUM	-
17									2	00-0027-01 (PAIR)		MTG. BASE BRKT.	-
18									8	00-0023-01		#10-24 EYEBOLT	-
19									8	00-0040-01		TURN BUCKLE	-
20									1	00-0024-10		TRIANGLE ASSY	YES
21									1	00-0014-01		CYMBOL	-
22									1	01-0047-01		CYMBOL STAND	-
23									1	00-0013-01		SNARE DRUM	-

USED ON	REV	QTY	U	W	D	B	U	U	I	H	F	K	TITLE	REV
-10	00-0123								1012	1085	1142	1196	DRUM BOARD ASSEMBLY	
-20	00-0233								1087					
-30														
-40														
-50														

LIST OF MATERIALS



REV

00+0050

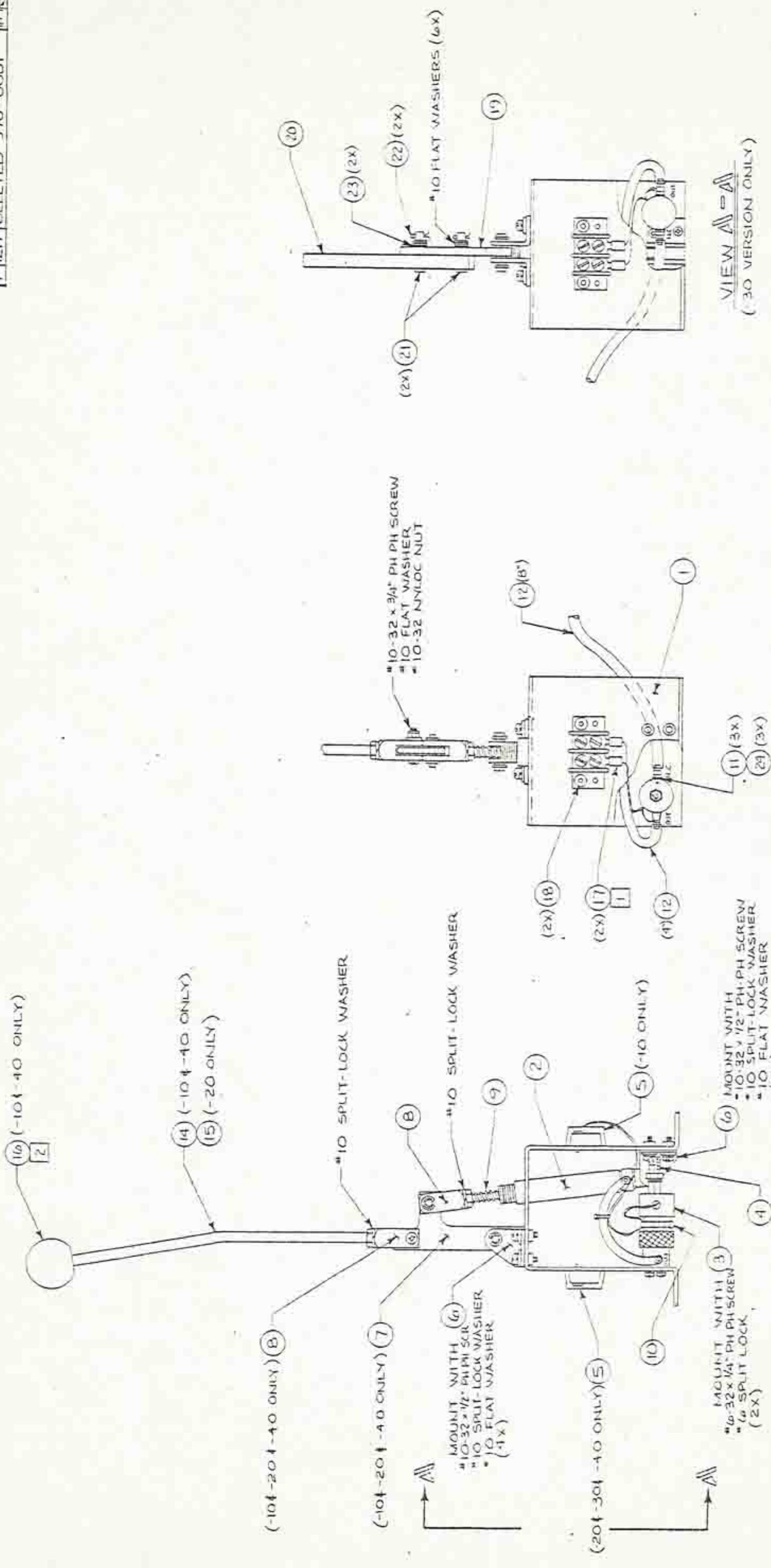
K

A8.1-5

ITEM	90	80	70	60	50	40	30	20	10	PART NUMBER				REFERENCE	DESCRIPTION	L/M
24									76	800004101				T NUT #10-24	-	
25									1	00001620				FILTER/REG ASSY	YES	
26									1	00005610				DRUM CABLE ASSY	YES	
27									1	06000550				SOLENOID BD. ASSY	YES	
28									2	800003901			^{1/2}	4MM x 16MM PH. PAN. HD	-	
29									6	800004401				#12 x 2" WOOD SCREW	-	
30									4	01051201				MTG BRACKET-DRUM SHELF	-	
31									1	00002710				TAMBORINE ASSY	YES	
32									1	01013401				HORIZ. PAN SUPPORT	-	
33									1	01013501				VERT. PAN SUPPORT	-	
34									1	01013502				VERT. PAN SUPPORT	-	
35									1	700002301				LARGE PAN	-	
36									1	700002201				MEDIUM PAN	-	
37									1	700002101				SMALL PAN	-	
38									3	800008701				ELEVATOR BOLT	-	
39									2	800005101				3/2" CARRIAGE BOLT	-	
40									2	800004201				10"x10" ANGLE	-	

USED ON	-60	-70	-80	-90	TITLE
-10					DRUM BOARD ASSEMBLY
-20					
-30					
-40					
-50					
					REV
					REV
					A 00+0050+K

REV	DATE	DESCRIPTION
0	04/98	DELETED 030-0034 REPLACED WITH 030-0035. REWORKING
E	075C	-AO VERSION ADDED FLAT WASHER ADDED TO TOP OF SWITCH
F	1217	DELETED 570-0001



VIEW A-A
(-30 VERSION ONLY)

- NOTES:
- [1] CUT AND STRIP WIRE BEFORE CRIMPING WITH ITEM 17 (SPADE LUG)(2X)
 - [2] APPLY EPOXY BEFORE MOUNTING BALL (ITEM 16) ON THREADED SHAFT (ITEM 14)
 - [3] WHEN BOLT OR SCREW LENGTHS SPECIFIED ARE NOT AVAILABLE, USE NEXT AVAILABLE SIZE, SO THAT FROM 1/2 TO 6 THREADS REMAIN EXPOSED AFTER MOUNTING NUTS ARE TIGHTENED, IN ORDER TO PASS INSPECTION. (3 THREADS SHOWING BEING THE AMOUNT DESIRED.)

00-00050	DATE	01/20/03
00-00050	REV	01/20/03
SEE P/L		
DO NOT SCALE DRAWING		
DRAWN BY: [Signature]		
CHECKED BY: [Signature]		
DATE: 01/20/03		
PROJECT: [Signature]		
D.T.T. MECHANICAL ASSEMBLY		
FIRST FULL 00-0002 F		
REV 1 OF 2		

LIST OF MATERIALS



REV

00-0002-1030 F

ITEM	90	80	70	60	50	40	30	20	10	PART NUMBER				REFERENCE	DESCRIPTION	L/M		
										0	1	2	3				0	1
1				1	1	1	1	1	1	0	1	0	0	1	3	0	1	MOUNTING FRAME
2				1	1	1	1	1	1	6	0	0	0	0	2	0	1	AIR CYLINDER
3				1	1	1	1	1	1	6	1	0	0	0	1	0	1	AIR SOLENOID
4				1	1	1	1	1	1	6	3	0	0	0	3	0	1	AIR MUFLER
5				1	1	1	1	1	1	5	8	0	0	0	1	0	1	TERM. BLOCK - 2 POS.
6				2	2	2	2	2	2	6	5	0	0	0	5	0	1	PIVOT BRACKET (1 PAIR)
7				1	-	1	1	1	1	0	1	0	0	1	1	0	1	DRUM LINKAGE
8				2	1	2	2	2	2	6	5	0	0	0	4	0	1	CLEVIS #D-850
9				1	1	1	1	1	1	6	2	0	0	0	2	0	1	SPRING #LC-032D
10				1	1	1	1	1	1	7	6	0	0	0	1	0	1	TIE-WRAP
11				3	3	3	3	3	3	6	3	0	0	0	1	0	1	BARB #10-32 TO 1/8" I.D. TUBE
12				12	12	12	12	12	12	7	4	0	0	0	1	0	1	TUBING 1/4" OD x 1/8" ID
13																		
14				1	-	-	-	-	-	0	1	0	0	1	4	0	1	ROD STRIKER
15				-	-	-	-	-	-	0	1	0	0	1	4	0	2	ROD STRIKER - FORESHORTEN
16				1	-	-	-	-	-	8	0	0	0	0	7	0	1	BALL, STRIKER
17				2	2	2	2	2	2	7	6	0	0	0	2	0	1	SPADE LUG #6 x #22 AWG
18				2	2	2	2	2	2	8	0	0	0	2	4	0	1	POP RIVET 1/8" DIA x 3/8" GR
19				-	-	-	-	-	-	0	1	0	0	9	0	0	1	TRIANGLE LINKAGE
20				-	-	-	-	-	-	0	1	0	0	9	1	0	1	TRIANGLE STRIKER
21				-	-	-	-	-	-	8	0	0	0	2	6	0	1	CLEVIS PIN 3/16" DIA x 3/4" LG
22				-	-	-	-	-	-	8	0	0	0	0	4	0	1	COTTER PIN
23				-	-	-	-	-	-	8	0	0	0	2	5	0	1	NYLON WASHER #10

USED ON	-60	-70	-80	-90	REV	REV	REV	REV	REV	REV	TITLE
-10 DRUM											
-20 TAMB.											D.T.T. MECH.
-30 TRIANGLE											ASSEMBLY
-40 PAN											REV
-50											A 00-0002-1030 F

LIST OF MATERIALS



REV F

00-0002-30

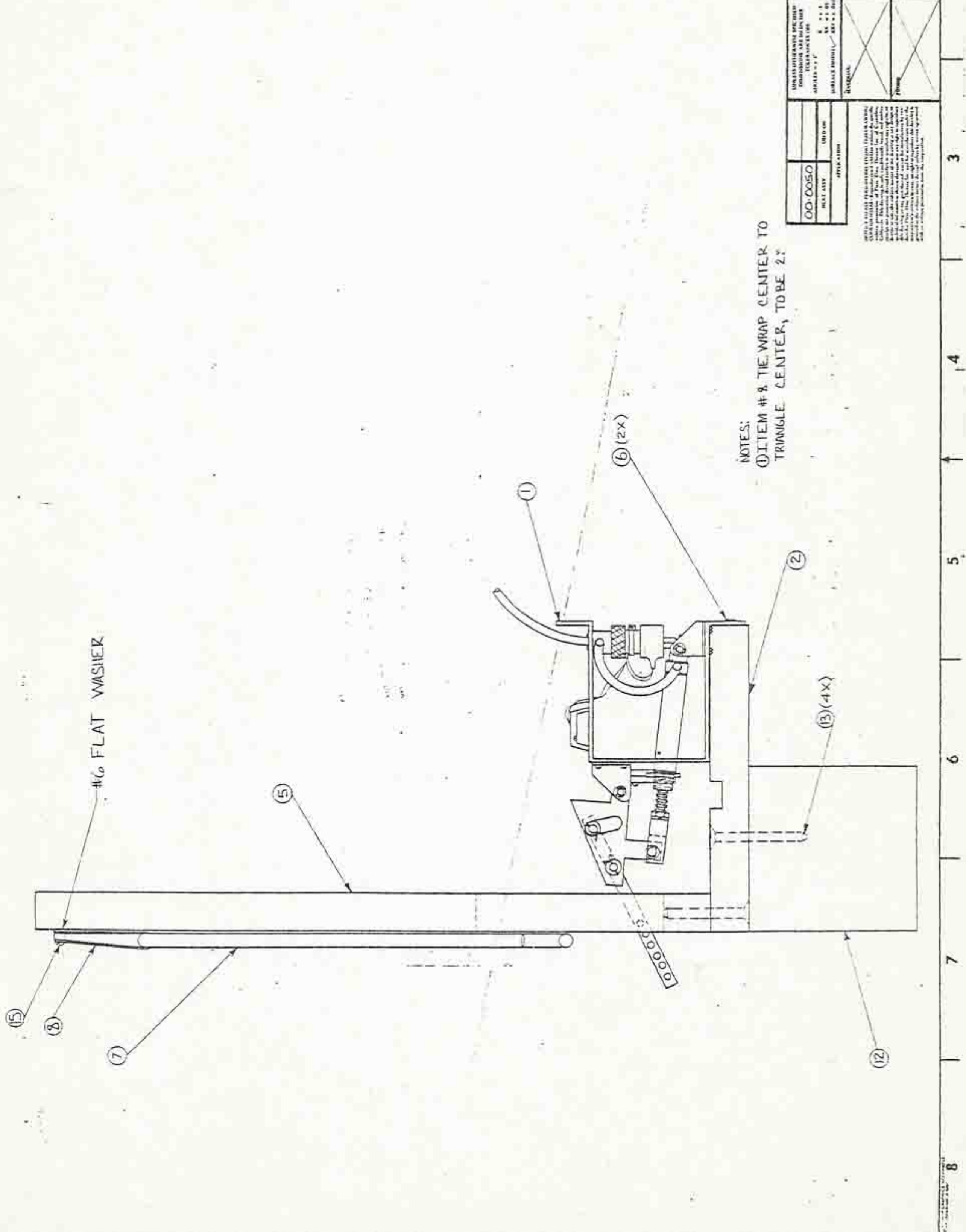
ITEM	PART NUMBER										REFERENCE	DESCRIPTION	LM	
	90	80	70	60	50	40	30	20	10	00				00
24					3	3	3	3	6				WASHER, RUBBER #10	-

USED ON	REV	TITLE
-60		
-10 00-0050-10	REV	
-20 00-0050-10		D.T.T. MECH.
-30 00-0024-10	ECO	ASSEMBLY
-40 00-0050-10		
-50		

A8.2-

REV	REVISION	DATE	APPROVED
A	0216	05/27/87	[Signature]
B	0545	05/10/87	[Signature]

MISCELLANEOUS CHANGES
 05/10/87, 05/10/87, AND 05/14/87



NOTES:
 ① ITEM # 8 TIE WRAP CENTER TO TRIANGLE CENTER, TO BE 2."

00-0000 REV. 0000	00-0000 REV. 0000	00-0000 REV. 0000	00-0000 REV. 0000	00-0000 REV. 0000	00-0000 REV. 0000	00-0000 REV. 0000	00-0000 REV. 0000
UNLESS OTHERWISE SPECIFIED DIMENSIONS ARE TO FACE UNLESS INDICATED OTHERWISE		DO NOT SCALE DRAWING		FIRST TIME THEATRE INC.		ASSEMBLY TRIANGLE STAND	
DRAWN BY: [Name]		CHECKED BY: [Name]		10000 Bulb Road		Cupertino, CA 95014	
DATE: [Date]		DATE: [Date]		DRAWING NO. 00-00024		SHEET 1 OF 2	

PLEASE ADVISE THE MANUFACTURER OF ANY CHANGES TO THIS DRAWING. THE MANUFACTURER IS NOT RESPONSIBLE FOR ANY CHANGES TO THIS DRAWING. THE MANUFACTURER IS NOT RESPONSIBLE FOR ANY CHANGES TO THIS DRAWING.

LIST OF MATERIALS



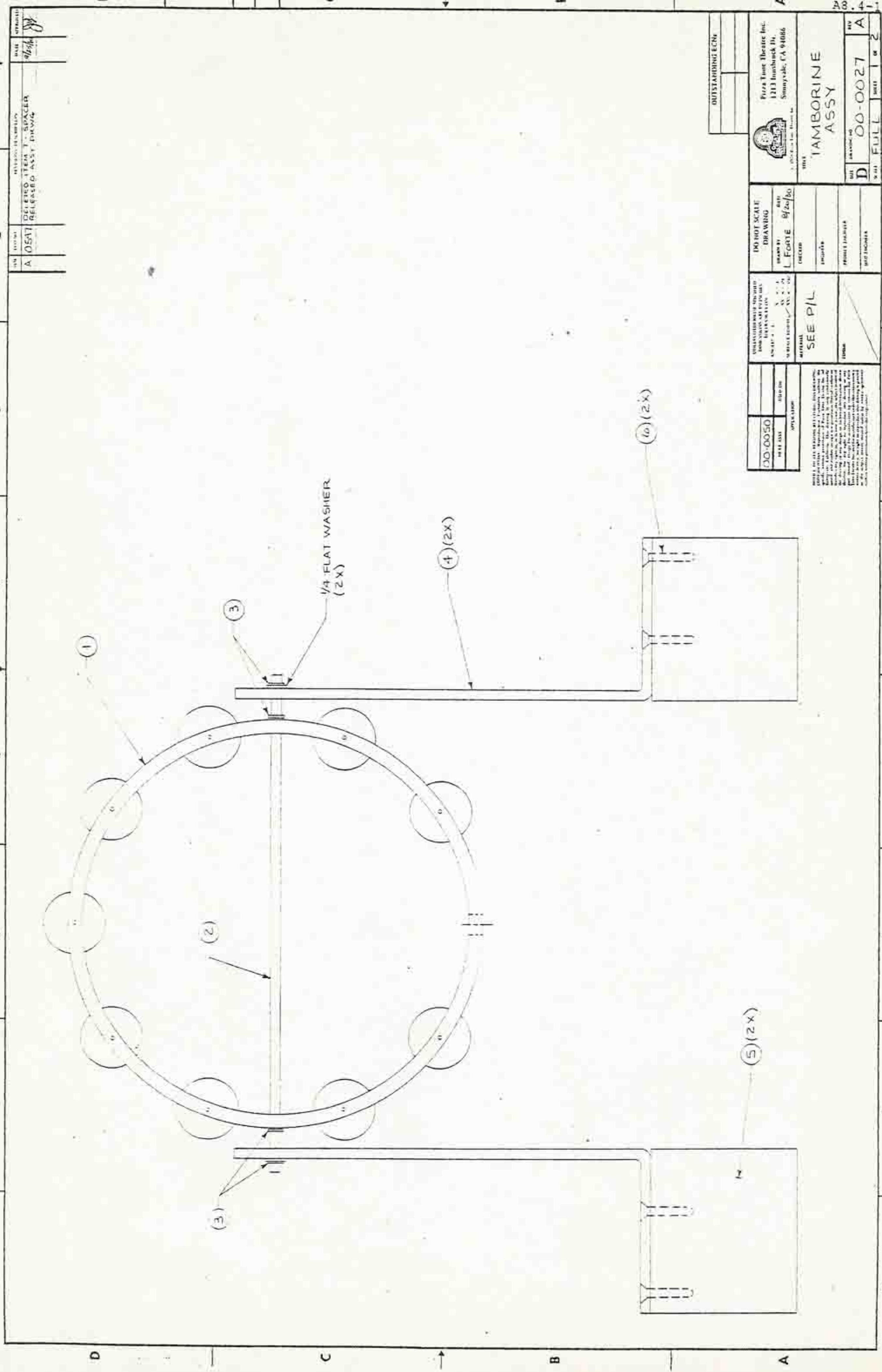
REV

00-0004

B

ITEM	90	80	70	60	50	40	30	20	10	PART NUMBER			REFERENCE	DESCRIPTION	L/M
1									1	00	00	02-30		DRUM MECH. ASSY	YES
2									1	01	00	089-		TRIANGLE STAND-HORIZ.	-
3															
4															
5									1	01	00	092-		TRIANGLE STAND-VERT.	-
6									2	80	00	045-		#10 x 2" WOOD SCREW	-
7									1	70	00	019-		TRIANGLE	-
8									1	76	00	005-		#6 TIE WRAP	-
9															
10															
11															
12									1	01	01	005-		TRIANGLE SUPPORT	-
13									4	80	00	044-		#12 x 2" WOOD SCREW	-
14															
15									1	80	00	093-		#6 x 1" TAP SCREW	-

USED ON	REV			TITLE			
-10	00-0050	-70		A	00-0024	B	TRIANGLE
-20		-80		A	00-0024	B	STAND ASSY
-30		-90					
-40							
-50							



DRAWING NO. _____ SHEET NO. _____
 TITLE: DELETED ITEM T-SPACER
 RELEASED ASSY DRAWING
 DATE: 8/25/86
 OPERATOR: [Signature]

1
 2
 3
 4
 5
 6
 7
 8

A
 B
 C
 D

1
 2
 3
 4
 5
 6
 7
 8

1
 2
 3
 4
 5
 6
 7
 8

1
 2
 3
 4
 5
 6
 7
 8

1
 2
 3
 4
 5
 6
 7
 8

1
 2
 3
 4
 5
 6
 7
 8

1
 2
 3
 4
 5
 6
 7
 8

1
 2
 3
 4
 5
 6
 7
 8

1
 2
 3
 4
 5
 6
 7
 8

1
 2
 3
 4
 5
 6
 7
 8

1
 2
 3
 4
 5
 6
 7
 8

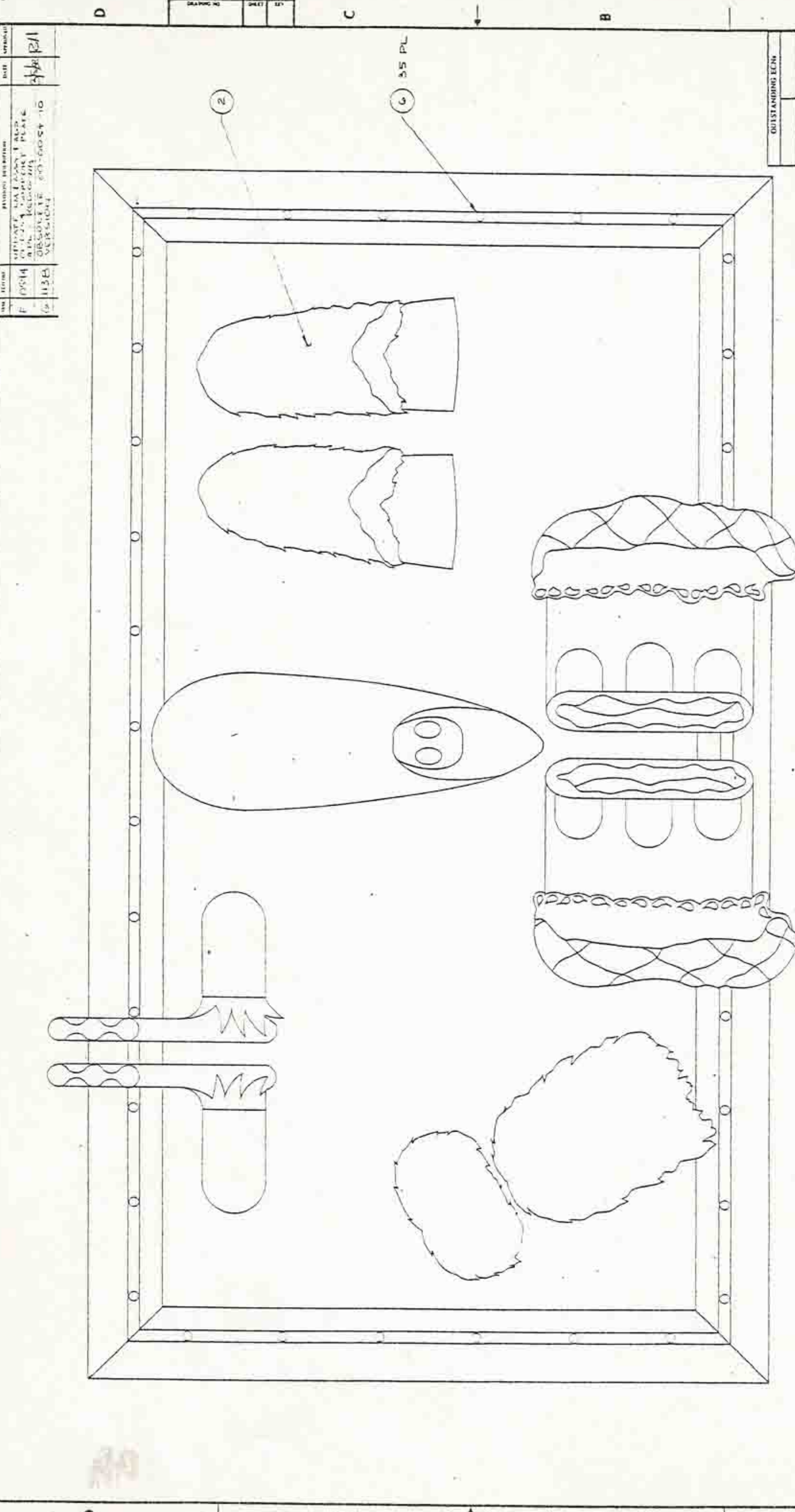
1
 2
 3
 4
 5
 6
 7
 8

1
 2
 3
 4
 5
 6
 7
 8

OUTSTANDING ECNs
 Pizza Time Theatre Inc.
 1313 Hutchback Dr.
 Sunnyvale, CA 94086
 TAMBORINE ASSY
 DRAWING NO. 00-0027
 REV. A
 FULL SHEET OF 2
 DO NOT SCALE DRAWING
 DRAWN BY L. FORTI
 DATE 8/25/86
 CHECKED BY [Signature]
 PROJECT ENGINEER [Signature]
 MATERIALS ENGINEER [Signature]
 SEE P/L
 00-0050
 DATE 8/25/86
 OPERATOR [Signature]

THIS IS A REVISION OF THE ORIGINAL DRAWING. ANY CHANGES TO THE ORIGINAL DRAWING MUST BE APPROVED BY THE ORIGINAL DRAWING ENGINEER. THIS DRAWING IS THE PROPERTY OF PIZZA TIME THEATRE, INC. AND IS NOT TO BE REPRODUCED OR TRANSMITTED IN ANY FORM OR BY ANY MEANS, ELECTRONIC OR MECHANICAL, INCLUDING PHOTOCOPYING, RECORDING, OR BY ANY INFORMATION STORAGE AND RETRIEVAL SYSTEM.

DATE	APPROVED
12/11/82	[Signature]
REVISIONS: 1. REVISED TO ACCOMMODATE FOR THE NEW DESIGN OF THE TERMINAL BLOCKS.	
TITLE: APPLAUSE BOARD FINAL ASSY	
PROJECT: OBSOLETE 80-0054-10	
DRAWING NO. D 00-0054 G	
SHEET 1 OF 3	



FRONT VIEW
(-20 VERSION ONLY)

[2] USE DYMOL LABELS TO IDENTIFY TERMINAL BLOCKS.

NOTES:
 [1] WHEN BOLT OR SCREW LENGTHS SPECIFIED ARE NOT AVAILABLE, USE NEXT AVAILABLE SIZE, SO THAT FROM 1/2 TO 6 THREADS REMAIN EXPOSED AFTER NUTS ARE TIGHTENED. IN ORDER TO PASS INSPECTION, 3 THREADS SHOWING BEING THE AMOUNT DESIRED.

DO NOT SCALE DRAWING
 DRAWN BY: D. BARNAS
 CHECKED BY: L. FORTE
 DATE: 3/4/82

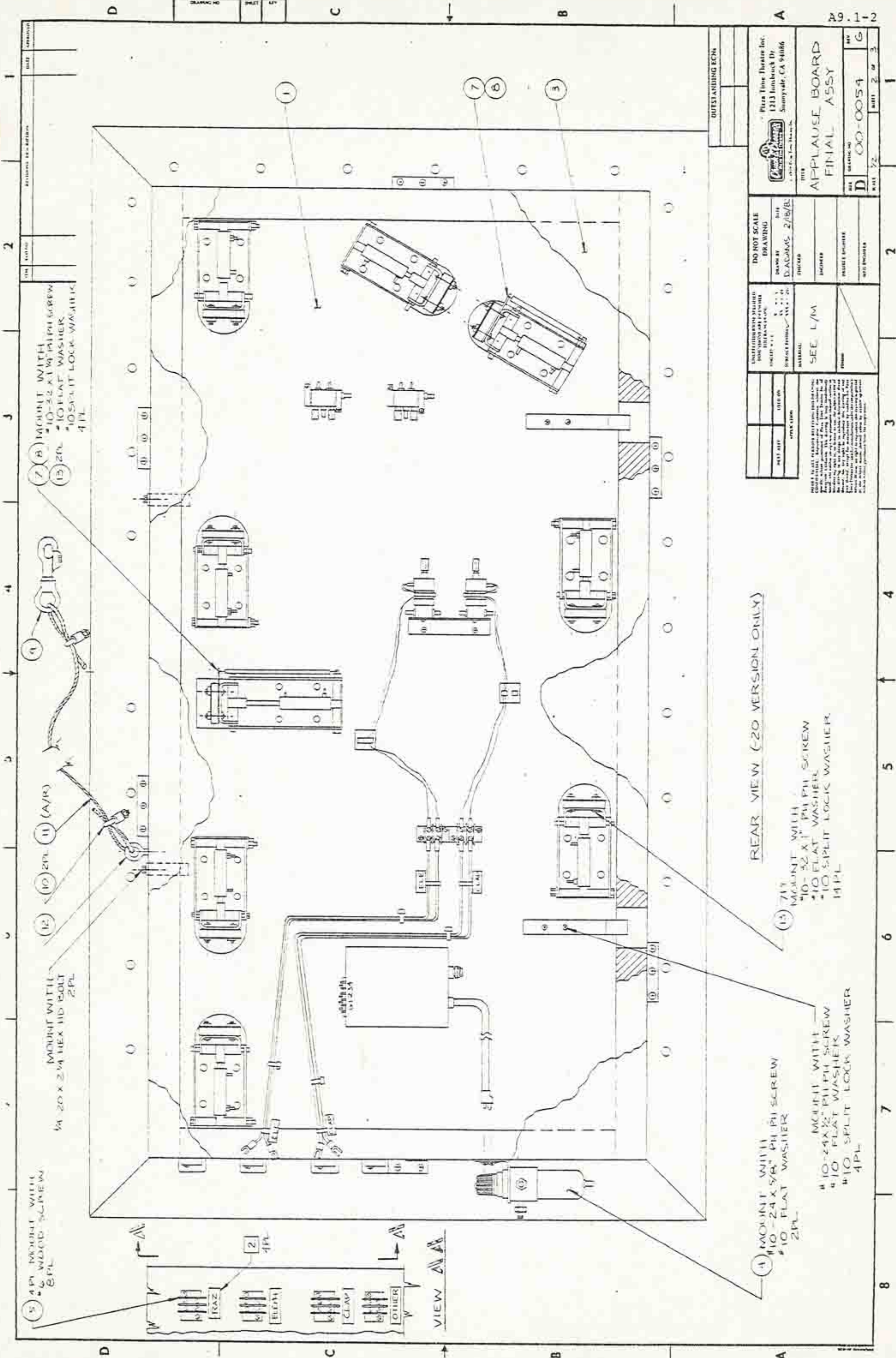
UNLESS OTHERWISE SPECIFIED, DIMENSIONS ARE TO CENTER UNLESS OTHERWISE SPECIFIED.
 DIMENSIONS ARE TO CENTER UNLESS OTHERWISE SPECIFIED.
 DIMENSIONS ARE TO CENTER UNLESS OTHERWISE SPECIFIED.

OUTSTANDING ECNs

Pura Tone Theatre Inc.
 1213 Innsbruck Dr.
 Sunnyvale, CA 94086

APPLAUSE BOARD
 FINAL ASSY

D 00-0054 G
 SHEET 1 OF 3



(5) 4 PH MOUNT WITH
 2 WOOD SCREWS
 8 PL

MOUNT WITH
 1/4 20 x 2 1/4 HEX HD BOLT
 2 PL

(10) 2 PL (A/R)

(9)

(7) (8) MOUNT WITH
 10-32 x 1 1/4 PH SCREW
 10 FLAT WASHER
 10 SPLIT LOCK WASHER
 4 PL

(2) 4 PL
 [RAZ]
 [ELEV]
 [CLAY]
 [OTHER]

VIEW A-A

(1) MOUNT WITH
 10-24 x 5/8" PH PH SCREW
 10 FLAT WASHER
 2 PL

MOUNT WITH
 10-24 x 5/8" PH PH SCREW
 10 FLAT WASHER
 10 SPLIT LOCK WASHER
 4 PL

REAR VIEW (-20 VERSION ONLY)

(13) 7 PL
 MOUNT WITH
 10-32 x 1 1/4 PH PH SCREW
 10 FLAT WASHER
 10 SPLIT LOCK WASHER
 14 PL

OUTSTANDING ECNs		 Pizza Time Theatre Inc. 12111 Lanchuck Dr. Sunnyvale, CA 94086	
DO NOT SCALE DRAWING	DATE D. ACARAS, 2/18/81	TITLE APPLAUSE BOARD FINAL ASSY	
UNDERSTANDING DRAWING THIS DRAWING IS PRELIMINARY (SHEET 1 OF 1) DRAWING NUMBER: A9.1-2	CHECKED ENGINEER PROJECT ENGINEER WFO ENGINEER	MATERIAL SEE L/M	REV D 00-0054 MAY 72 REV 2 OF 3
PART NO. USED ON OTHER DESIGNS	MAKE ALL PARTS BEARING THIS DRAWING CONFORM TO THE SPECIFICATIONS LISTED HEREON. MATERIALS, MANUFACTURING METHODS, AND FINISHES SHALL BE AS SPECIFIED UNLESS OTHERWISE NOTED. THE DRAWING IS THE PROPERTY OF PIZZATIME THEATRE, INC. AND IS TO BE USED ONLY FOR THE PROJECT AND DRAWING NUMBER SPECIFIED. IT IS TO BE KEPT IN THE OFFICE OF THE PROJECT ENGINEER AND NOT REPRODUCED OR COPIED IN ANY MANNER WITHOUT THE WRITTEN PERMISSION OF THE PROJECT ENGINEER.		

LIST OF MATERIALS




REV

ITEM	PART NUMBER										REFERENCE	DESCRIPTION	REV	
	90	80	70	60	50	40	30	20	10					
1							1						MECH. FINAL ASSY-LT.	G
2							1						COSMETIC FINAL ASSY-LT.	YES
3							1						BACK SUPPORT	-
4							1						FILTER/REG ASSY	YES
5							4						TERM BLK (2 POS)	-
6							35						BULB T 3/4 6.3 VAC	-
7							2						BRACKET, TRUNK SPRING	-
8							2						SPRING	-
9							1						3/4" SWIVEL SNAP BOLT	-
10							2						LOOP SLEEVES #793-A	-
11							4						1/8" STEEL CABLE	-
12							1						1/4-20 EYE BOLT 2 1/2 LG	-
13							9						SUPPORT PLATE	-

A9.1-3

USED ON	-60	-70	-80	-90	TITLE	SHT 3 OF 3
-10						
-20	80-0123				APPLAUSE BOARD	
-30	80-0233				FINAL ASSY	
-40						REV
-50					A 00+0054 + G	

REV	DESCRIPTION	DATE	BY
A	0417 PIN BOX 0048 WAS 3/16" IS 4" LG	1/13/11	111
B	050417 OBSOLETE - NO VERSION		
C	1257 CALL TO 02 0424 06 4 7810003		



OUTSTANDING ECN

Pica Time Theatre Inc.
10000 Hills Road
Cupertino, CA 95014

APPLAUSE BOARD
MULTI ASSY

REV D
DATE 12/24/10
NOTED UNIT 3 OF 5

DO NOT SCALE DRAWING

DESIGNED BY L. FAYE 8/10/00

DATE 1/13/11

SEE L/M

00-0054

DATE 1/13/11

APPROVED

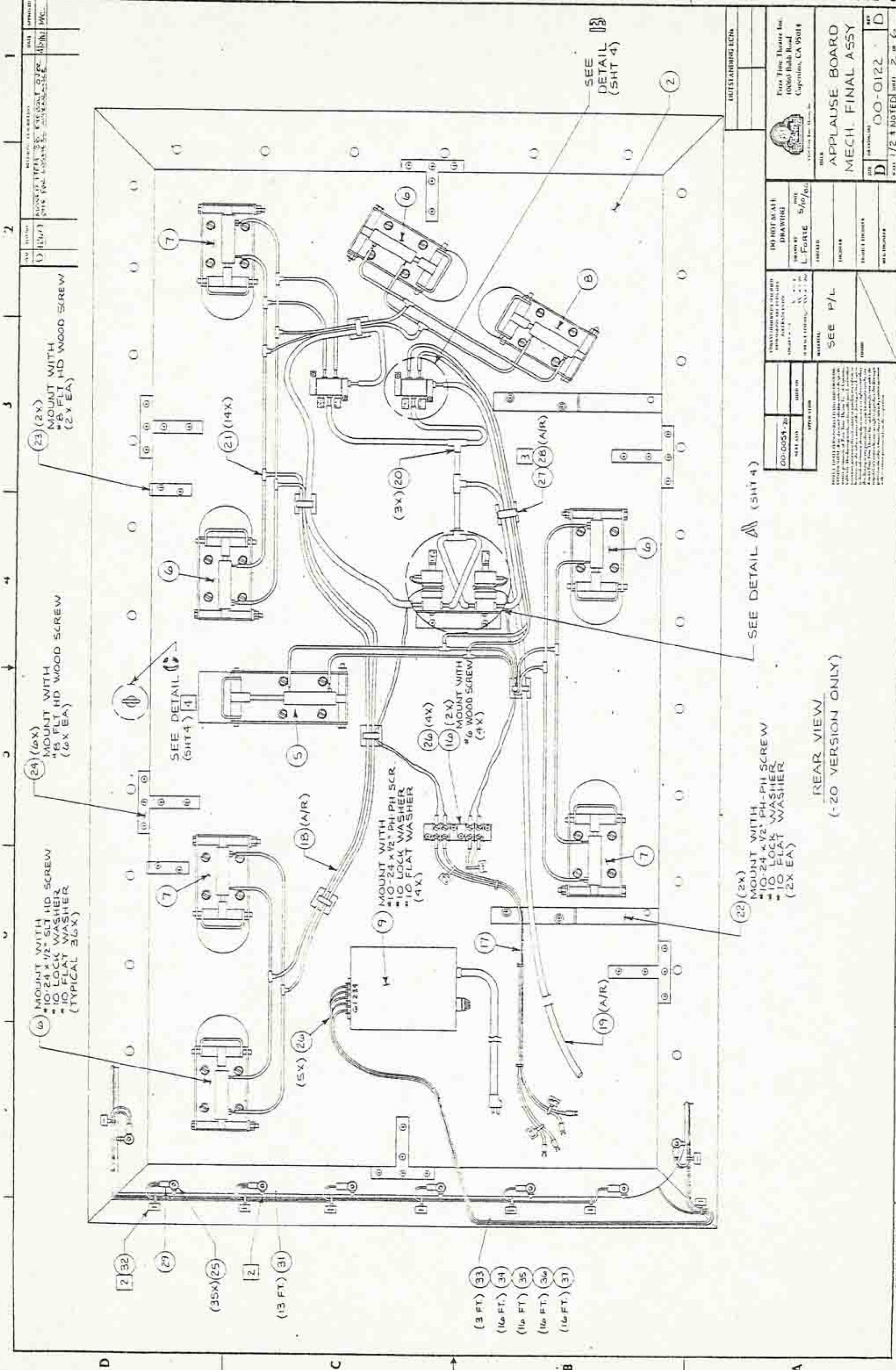
MADE IN THE UNITED STATES OF AMERICA

- NOTES:
- ATTACH FOAM USING STAPLE (A1)
 - STAPLE DOWN SOCKET LEAD AND TIE WRAP AS SHOWN.
 - DO NOT INSTALL SOCKET IN THIS HOLE. TO BE USED FOR PLACEMENT OF ITEM
 -

D 1 2 3 4 5 6 7 8

B 1 2 3

A 1 2 3 4 5



1 2 3 4 5 6 7 8
 A B C D

TITLE APPLAUSE BOARD MECH. FINAL ASSY	DRAWING NO. 00-0122	SHEET NO. 2 OF 6
PROJECT NO. 510/410	DATE 5/10/51	DESIGNED BY L. FORTI
CHECKED BY (Blank)	DRAWN BY (Blank)	PROJECT TITLE (Blank)
MANUFACTURED BY THE COMPANY WHOSE NAME APPEARS ON THIS DRAWING	MATERIAL SEE P/L	FINISH (Blank)

THIS DRAWING IS THE PROPERTY OF THE COMPANY AND IS NOT TO BE REPRODUCED OR COPIED IN ANY MANNER WITHOUT THE WRITTEN PERMISSION OF THE COMPANY. IT IS TO BE USED ONLY FOR THE PROJECT AND FOR WHICH IT WAS PREPARED. IT IS TO BE DESTROYED UPON THE COMPLETION OF THE PROJECT.

SEE DETAIL A (SHT 4)
 SEE DETAIL B (SHT 4)

REAR VIEW
 (-20 VERSION ONLY)

MOUNT WITH
 10-24 x 1/2 PH-PH SCREW
 10 LOCK WASHER
 10 FLAT WASHER
 (2X EA)

MOUNT WITH
 10-24 x 1/2 SLT HD SCREW
 10 LOCK WASHER
 10 FLAT WASHER
 (TYPICAL 36X)

MOUNT WITH
 #8 FLT HD WOOD SCREW
 (2X EA)

MOUNT WITH
 #8 FLT HD WOOD SCREW
 (4X EA)

MOUNT WITH
 10-24 x 1/2 PH-PH SCR.
 10 LOCK WASHER
 10 FLAT WASHER
 (4X)

(3 FT.) (33)
 (16 FT.) (34)
 (11 1/2 FT.) (35)
 (16 FT.) (36)
 (16 FT.) (37)

OUTSTANDING ECN


 Pizza Time Theatre Inc.
 10560 Hubbs Road
 Cupertino, CA 95014

APPLAUSE BOARD
 MTH ASSY

REV D
 DATE 1/23/80
 BY 00-0122
 UNIT 3 3 6

100 NOT SCALE
 DRAWING
 DRAWN BY L. FURTE
 DATE 5/12/80

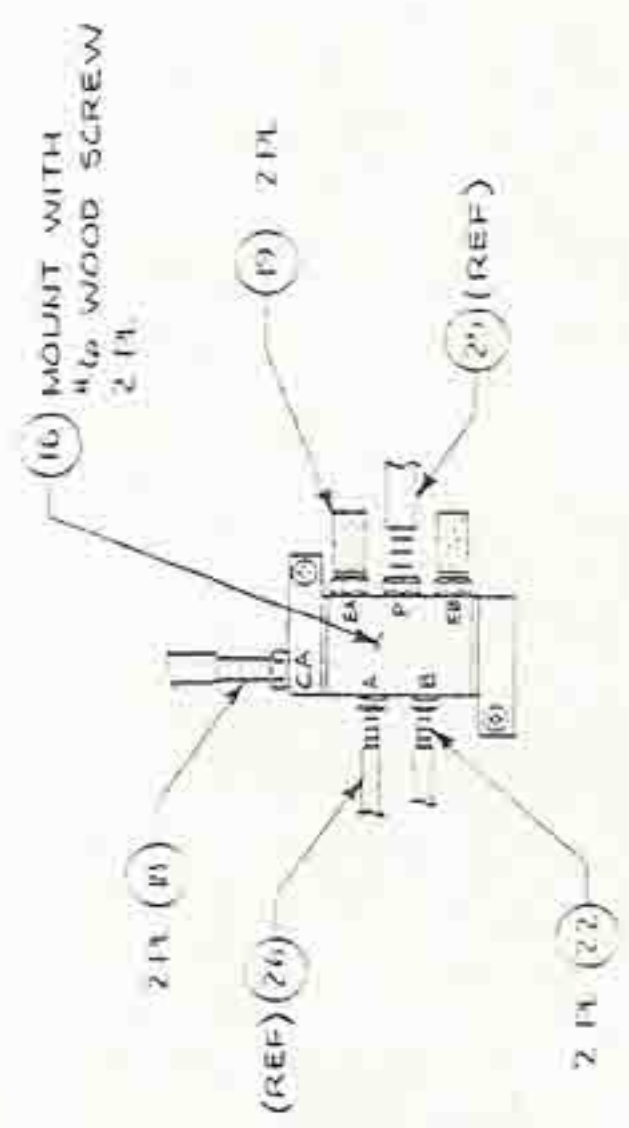
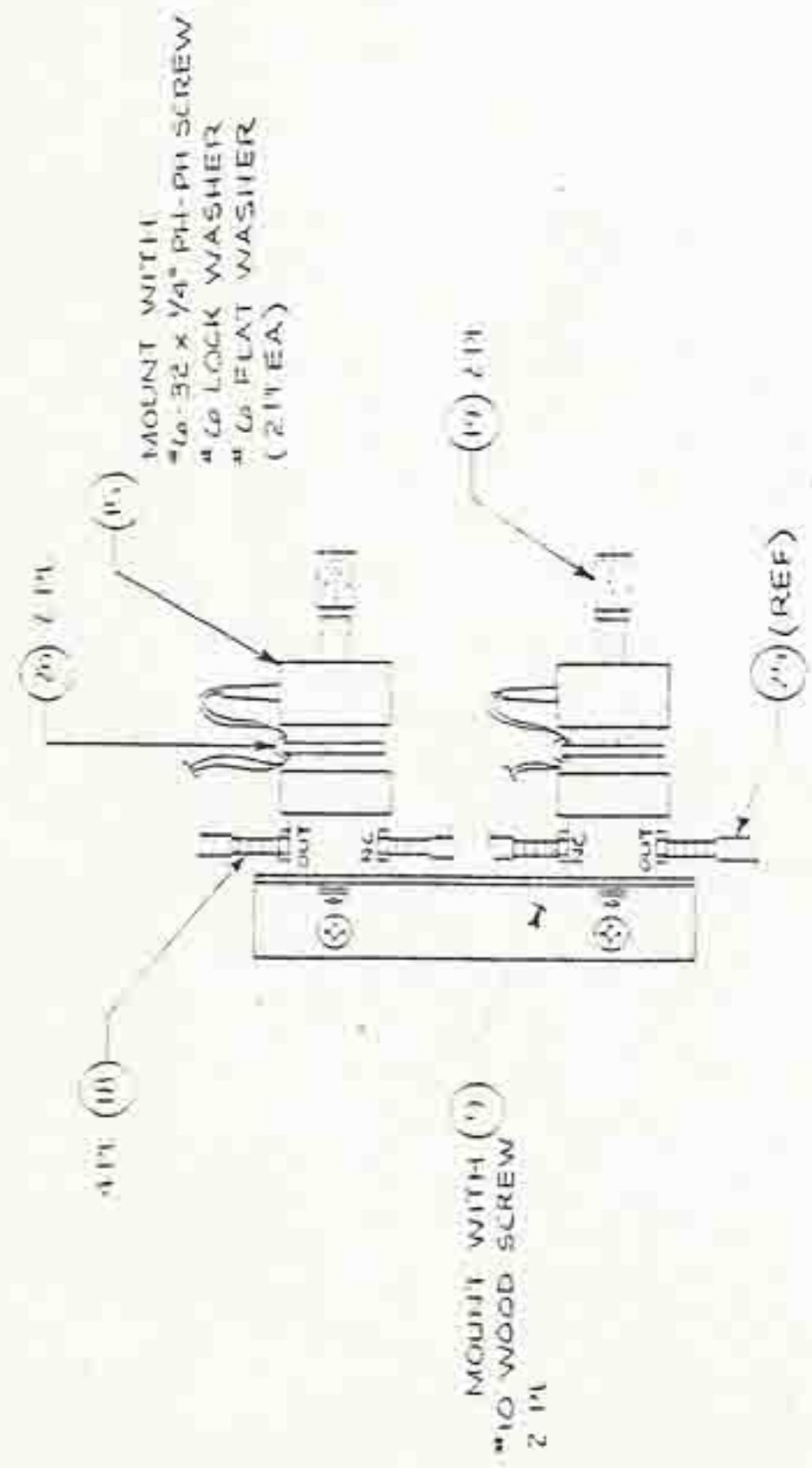
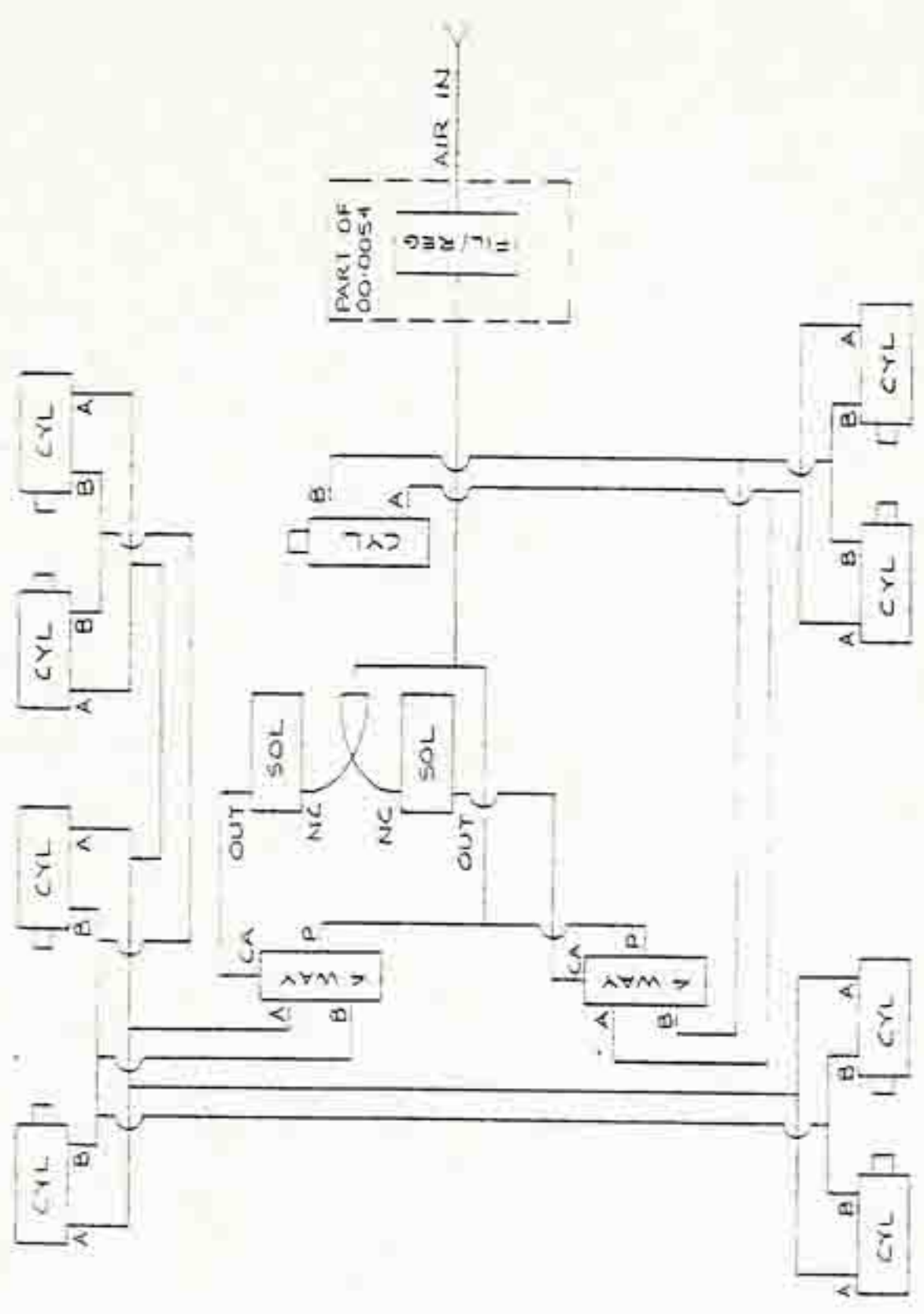
THIS DRAWING IS THE PROPERTY OF PIZZA TIME THEATRE INC. IT IS TO BE USED ONLY FOR THE PROJECT AND FOR THE QUANTITY SPECIFIED. IT IS NOT TO BE REPRODUCED OR TRANSMITTED IN ANY FORM OR BY ANY MEANS, ELECTRONIC OR MECHANICAL, INCLUDING PHOTOCOPYING, RECORDING, OR BY ANY INFORMATION STORAGE AND RETRIEVAL SYSTEM.

MATERIALS
 SEE 1/M

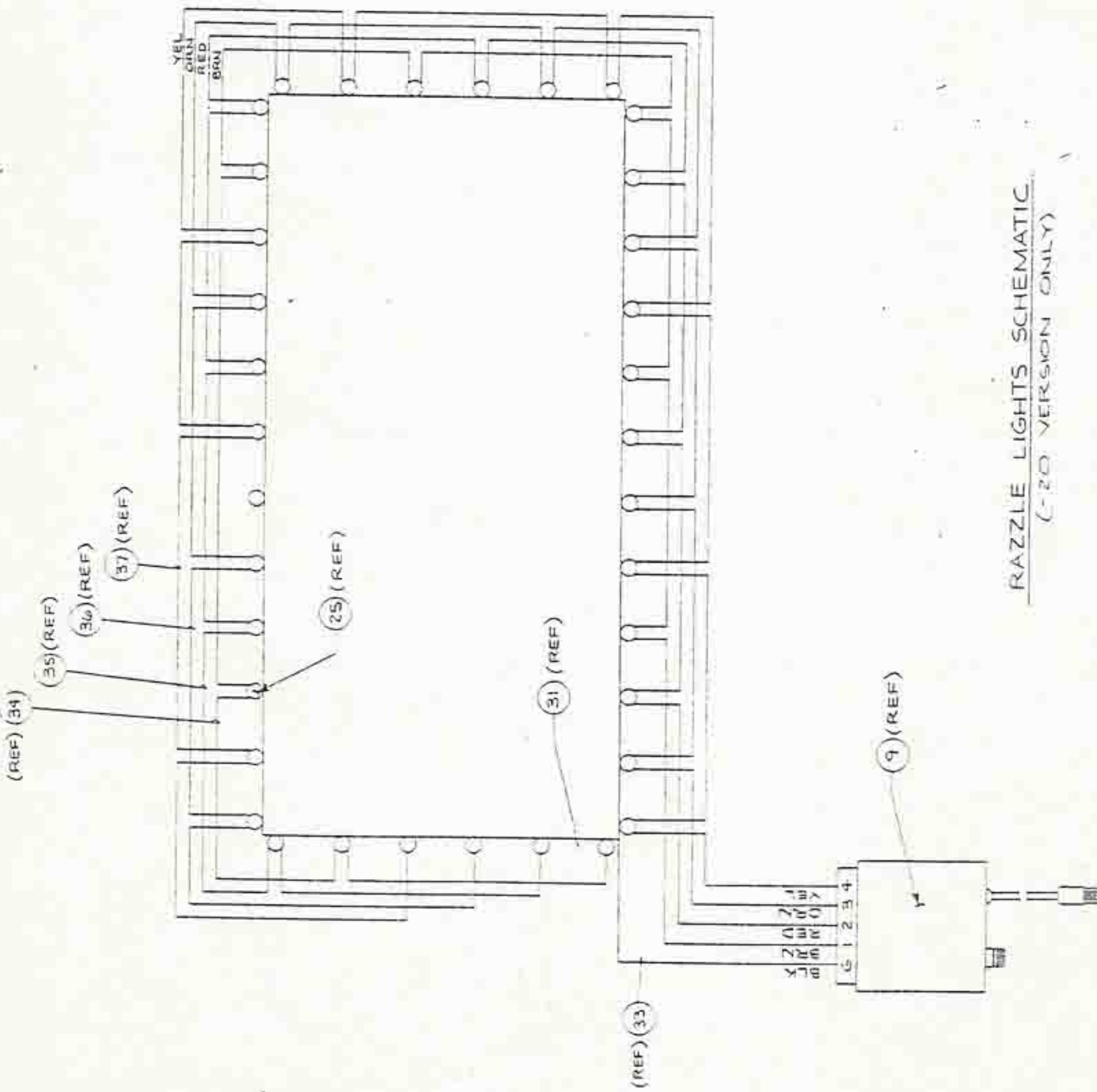
CO-00512
 PART NO.

APPLICATION

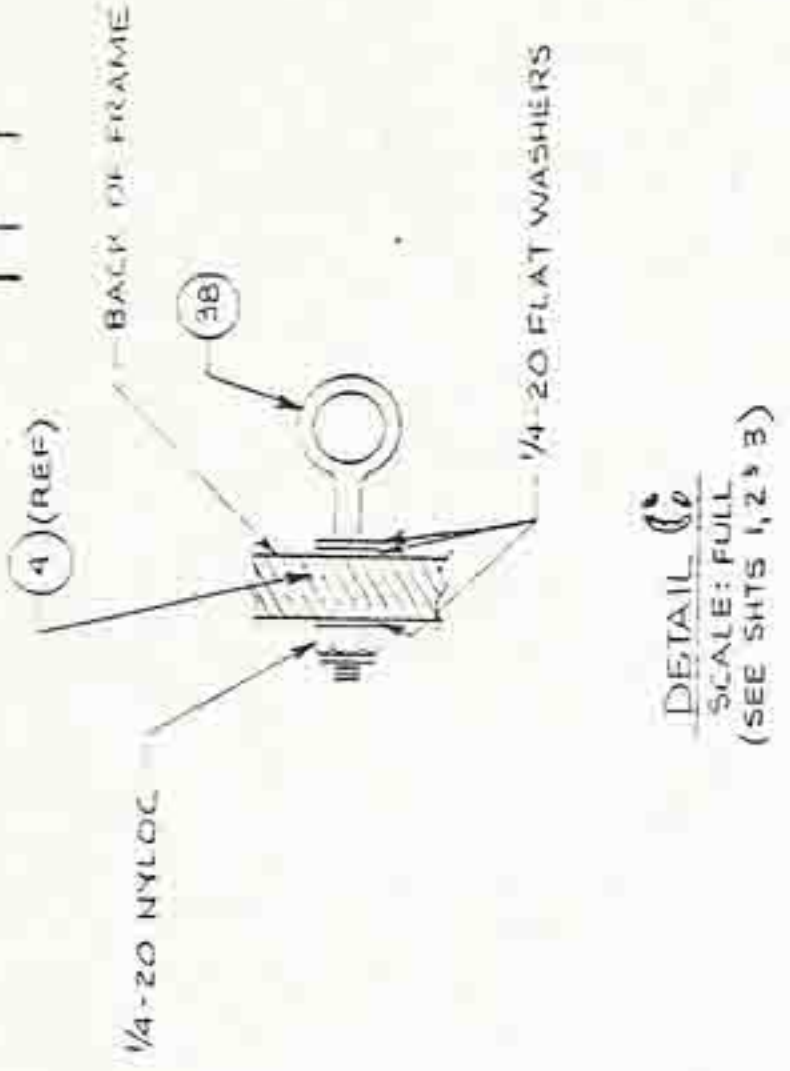
1 2 3 4 5 6 7 8



DRAWING NO. SHEET NO.
 OPERATOR



RAZZLE LIGHTS SCHEMATIC
(C-20 VERSION ONLY)



DETAIL
SCALE: FULL
(SEE SHITS 1, 2 & 3)

OUTSTANDING ECNs		Paja Fine Theatre Inc. 10060 Bluff Road Cupertino, CA 95014	
PROJ NOT SCALE DRAWING DESIGNED BY L. PRTE DATE 5/13/80		APPLAUSE BOARD MECH FINAL ASSY	
SEE P/L (SEE SHITS 1, 2 & 3)		REV D 00-0122 DATE LISTED 4-8-80	
00-0054-15 SHEET NO. 15 OF 15		8 7 6 5 4 3 2 1	

LIST OF MATERIALS



REV

00-0122

ITEM	USED ON										PART NUMBER	REFERENCE	DESCRIPTION	L/M		
	90	80	70	60	50	40	30	20	10							
1																
2							1					02-0243-10		STG. LT. 'T' NUT PLACEMENT	YES	
3																
4							1					01-0179-01		FRAME - APPLAUSE BD.	-	
5							1					00-0163-10		HINGE MECH. ASSY - TRUNK	YES	
6							4					00-0163-20		HINGE MECH. ASSY - HAND	YES	
7							3					00-0163-30		HINGE MECH. ASSY - HAND	YES	
8							1					00-0163-40		HINGE MECH. ASSY - HAND	YES	
9							1					00-0023-10		RAZZLE MODULE	YES	
10							1					01-0175-01		BRKT., SOLENOID MT.	-	
11							2					61-0000-10		SOLENOID	-	
12							2					61-0000-80		4-WAY VALVE	-	
13							6					63-0000-30		AIR MUFLER	-	
14							4					63-0000-80		BARB #10-32 TO 1/16 TUBE	-	
15							8					63-0000-10		BARB #10-32 TO 1/8 TUBE	-	
16							2					58-0000-10		TERM. BLOCK - 2 POS.	-	
17							1					00-0143-10		INTERNAL APPL. CABLE	YES	
18							1/2					74-0000-20		TUBING 1/8 OD x 1/16 ID	-	
19							1/2					74-0000-10		TUBING 1/4 OD x 1/8 ID	-	
20							3					63-0000-50		AIR TEE 1/8 x 1/8 x 1/8	-	
21							14					63-0000-30		AIR TEE 1/16 x 1/16 x 1/16	-	
22							2					80-0000-48		90° CORNER IRON - 4"x4"	-	
23							2					80-0000-49		90° CORNER IRON - 2"x2"	-	

REV	DESCRIPTION	DATE	BY	APP	REV	TITLE
-10						
-20	00-0054-20					
-30						
-40						
-50						

LIST OF MATERIALS

REV

000122

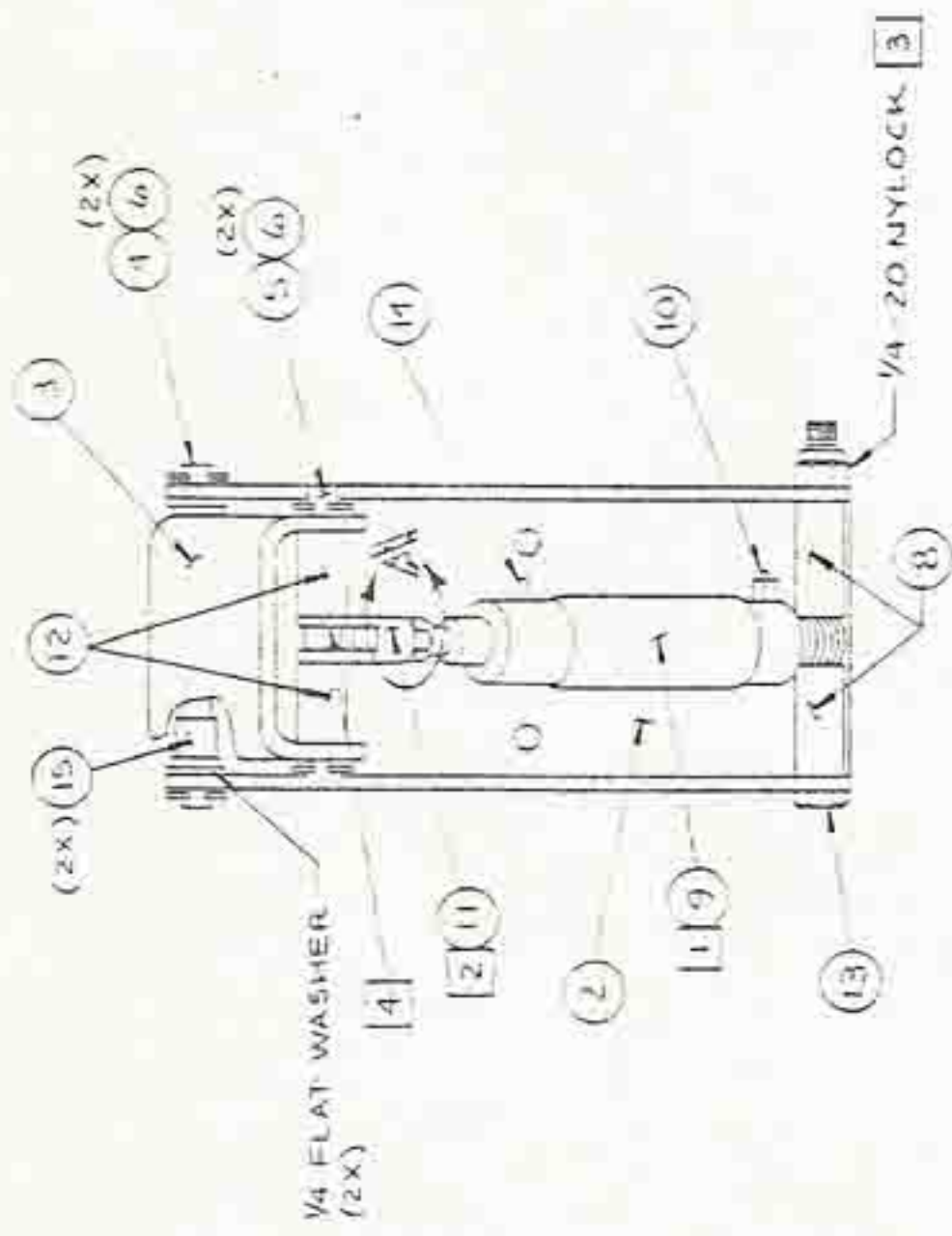
D



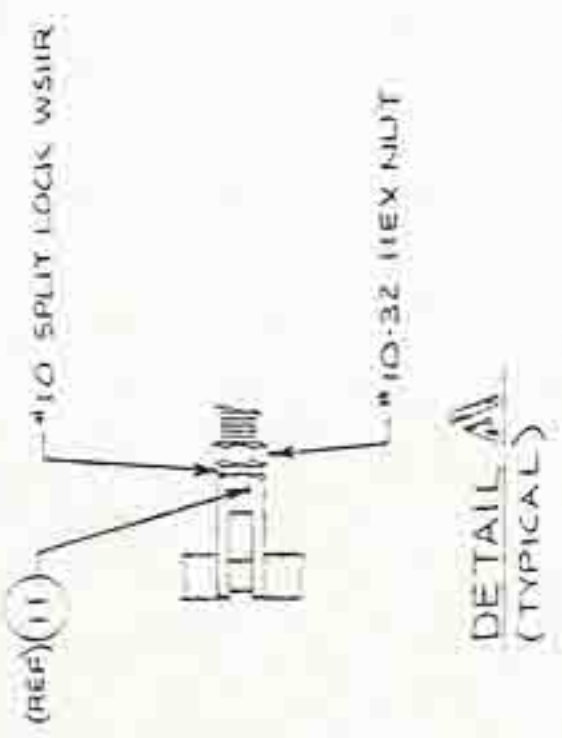
ITEM	PART NUMBER										REFERENCE	DESCRIPTION	L/M	
	90	80	70	60	50	40	30	20	10					
24							6						T-BRACKET	-
25							35						SOCKET, LAMP	-
26							9						SPADE LUG #6x22AWG	-
27							A/R						CABLE TIE MOUNT	-
28							A/R						CABLE TIE WRAP	-
29							A/R						SHRINK TUBING-BLK	-
30							2						TIE WRAP, SMALL	-
31							13						#22AWG BUSS WIRE	-
32							38						MARKER TIE, MIN.	-
33							3						#22 AWG INSUL. WIRE-BLK	-
34							16						↑ - BRN	-
35							16						↓ - RED	-
36							16						↓ - ORG	-
37							16						#22 AWG INSUL. WIRE-YEL	-
38							1						EYEBOLT, 1/4-20 x 2 1/2"	-
39							1						FOAM 3/8" x 25" x 49" BLK	-

USED ON	REV	TITLE
-60		
-70		
-80		APPLAUSE BD.
-90		MECH, ASSY
-40		REV
-50		A 000122+D

DATE	APPROVED
1/16/81	PH
ITEM NO.	RELEASE TO PRODUCTION
A 0814	ITEMS 10, 11, 14, 15 -10 VERSIONS
	REGISTERED ON OPPOSITE SIDE OF ITEMS

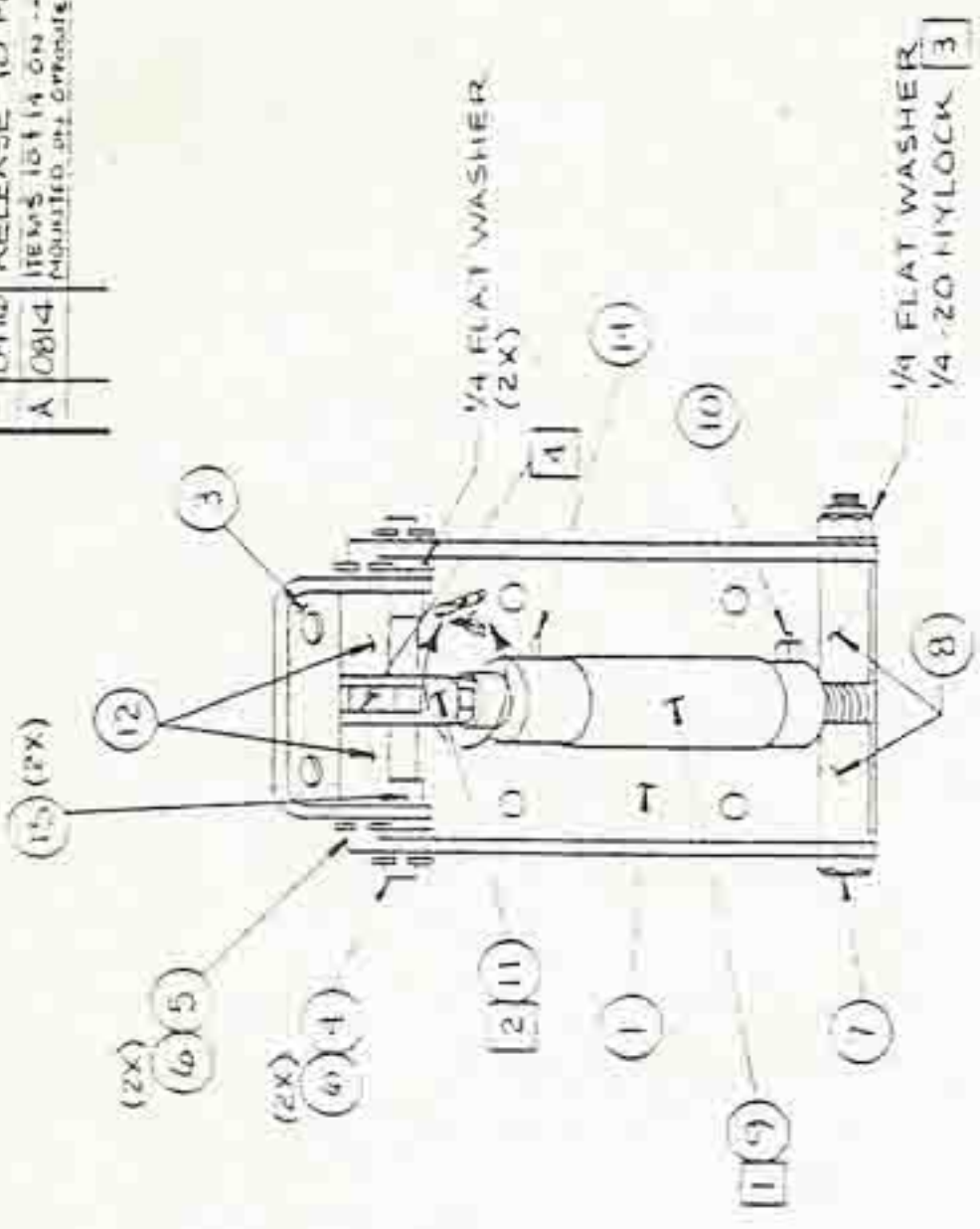


-10 VERSION
TRUNK HINGE

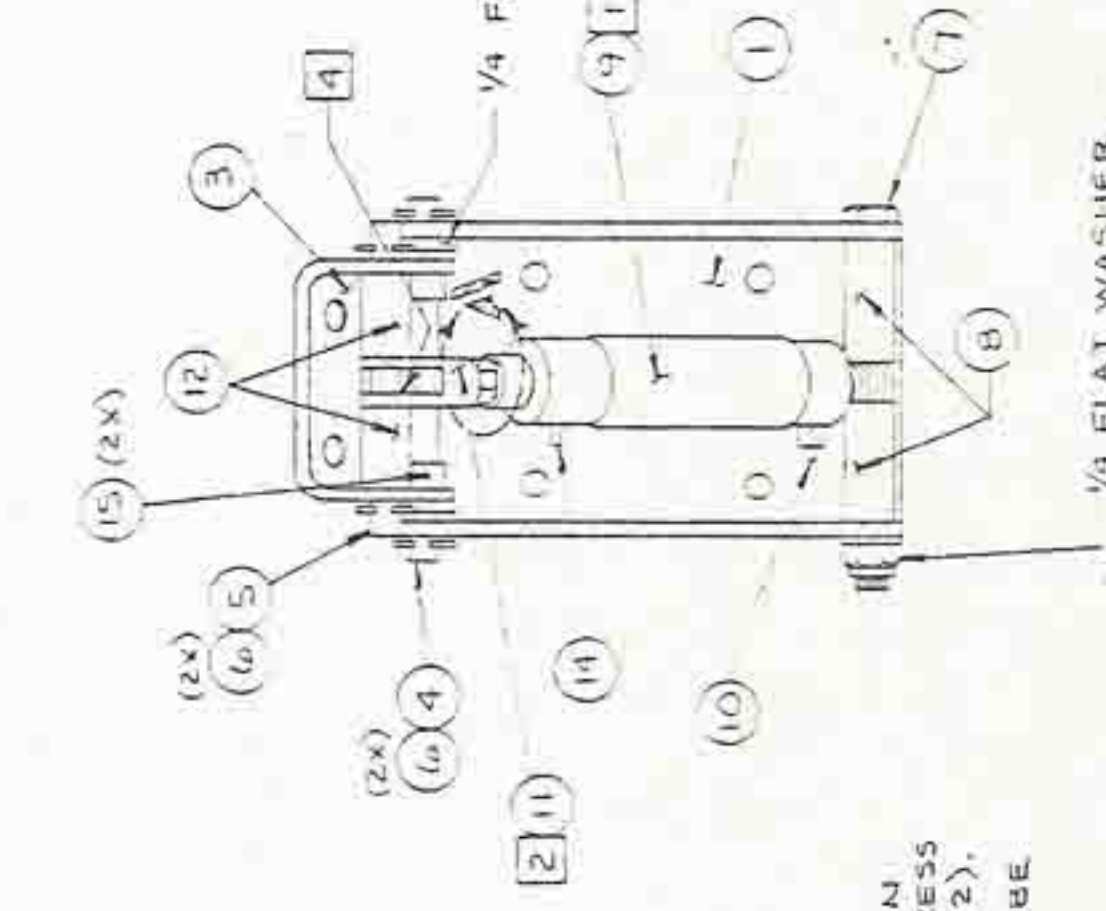


DETAIL (TYPICAL)

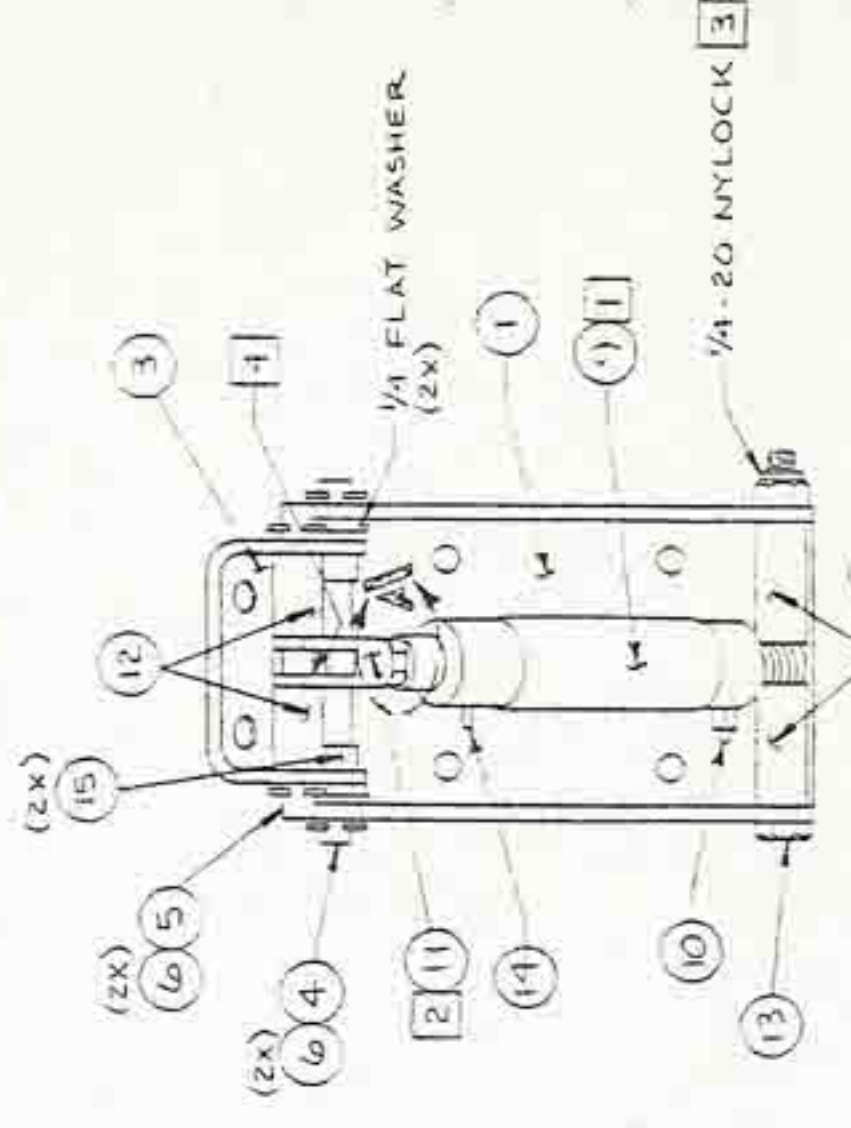
- NOTES:
- [1] ITEM (9) MUST HAVE REAR PIVOT HOLE DRILLED OUT TO .250 DIA.
 - [2] ITEM (11) MUST HAVE PIVOT PIN HOLE DRILLED OUT TO .250 DIA.
 - [3] 1/4-20 NYLOCK MUST BE TIGHTENED DOWN SNUGLY, BUT NOT SO MUCH AS TO COMPRESS SIDE WALLS OF HINGE BASE (ITEMS 1 OR 2).
 - [4] LUBRICATE ITEM (11) WITH TEFLON DRY LUBE AT PIVOT POINT.



-20 VERSION
HAND HINGE



-30 VERSION
HAND HINGE



-40 VERSION
HAND HINGE

PART NUMBER 00-0163	PART NAME HINGE MECH ASSY	PART NUMBER 00-0163	PART NAME HINGE MECH ASSY
DRAWING DATE 3/6/80	DRAWING BY [Signature]	DRAWING NO. 00-0163	DRAWING REV. A
DRAWING SCALE 1:1	DRAWING TITLE HINGE MECH ASSY	DRAWING NO. 00-0163	DRAWING REV. A
DRAWING DATE 3/6/80	DRAWING BY [Signature]	DRAWING NO. 00-0163	DRAWING REV. A

Pica Time Theatre Inc.
 10060 Bulb Road
 Cupertino, CA 95014

HINGE MECH ASSY
 00-0163

PART 1 OF 2

LIST OF MATERIALS

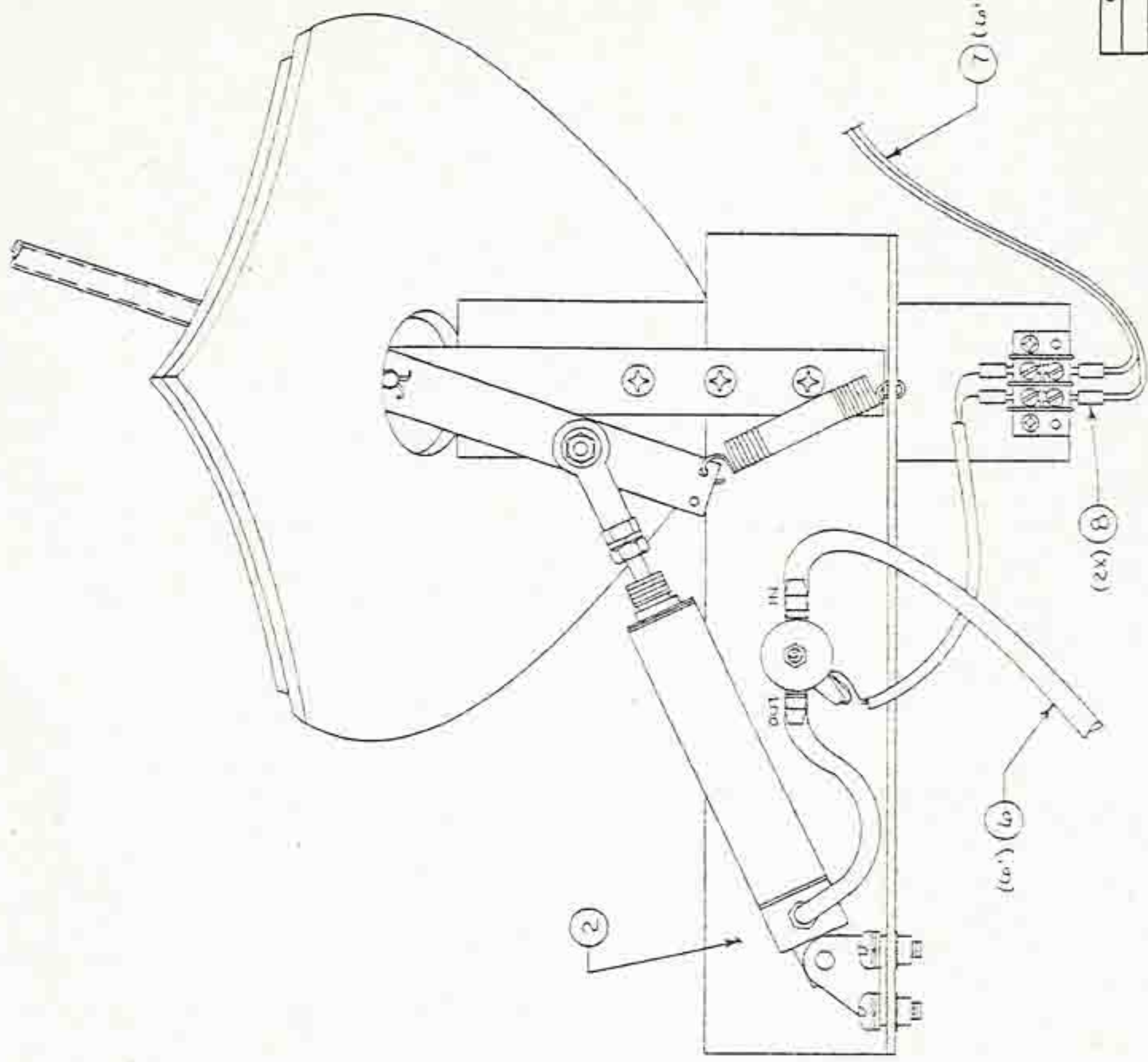
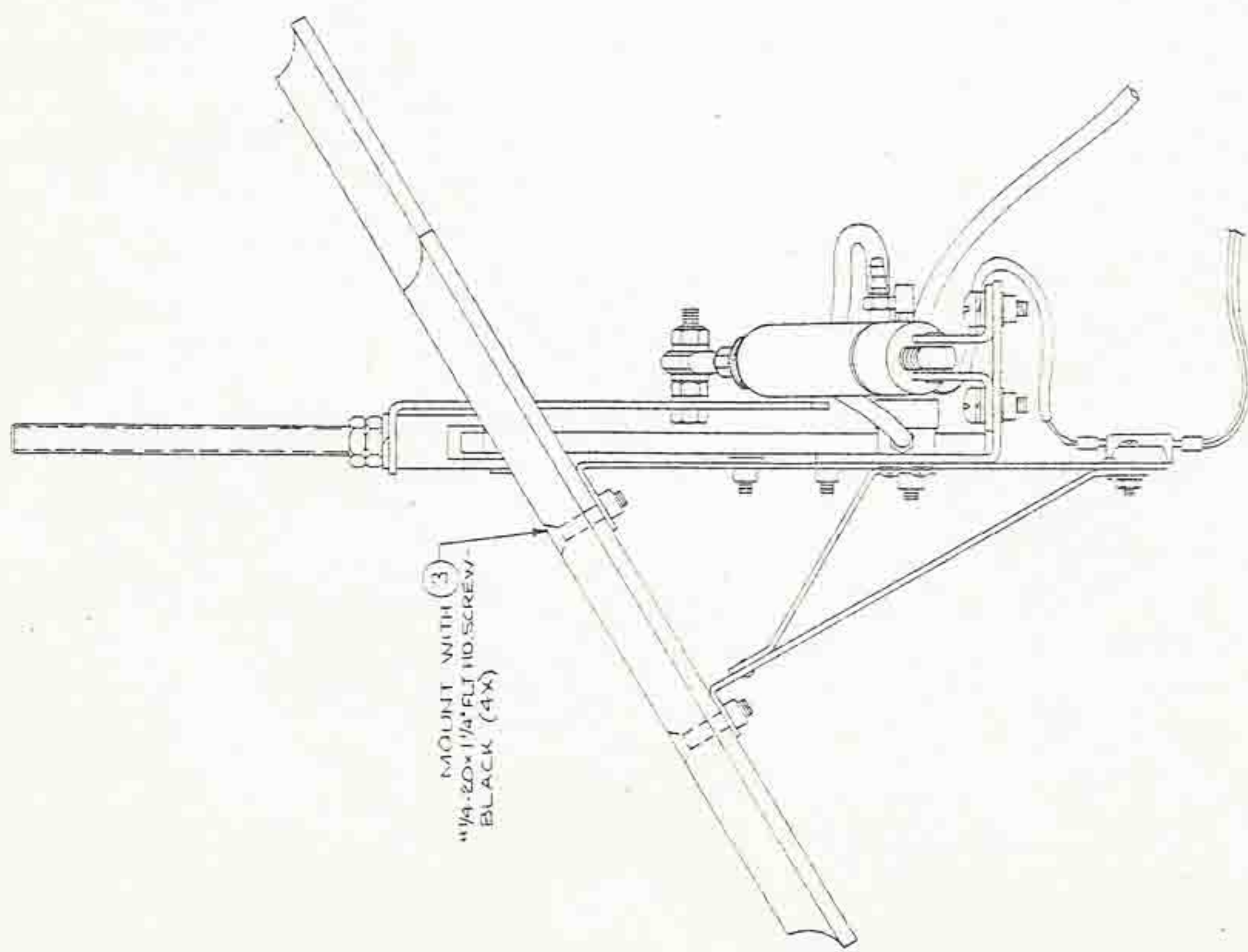


REV

00-0163-10-40
A

ITEM	PART NUMBER										REFERENCE	DESCRIPTION	L/M			
	90	80	70	60	50	40	30	20	10	0						
1						1	1	1	1						BOARD HAND HINGE	
2						-	-	-							TRUNK HINGE	
3						1	1	1							HAND HINGE	
4						1	1	1							CLAPPER PIN	
5						1	1	1							CYLINDER PIVOT PIN	
6				4	4	4	4	4	8						"E" RING - 1/4" SHAFT	
7				-	1	1	1	-	8						BOLT, CYLINDER PIVOT	
8				2	2	2	2	2							CYLINDER SPACER	
9				1	1	1	1	1	6						CYLINDER	
10				1	1	1	1	1	6						BARB #10-32 x 1/16 RT. ANGLE	
11				1	1	1	1	1							CLEVIS (MOD TO 650-0004)	
12				2	2	2	2	2							CLEVIS SPACER	
13				1	-	-	-	-							BOLT WITH HOLE	
14				1	1	1	1	1	6						BARB #10-32 x 1/16 STRAIGHT	
15				2	2	2	2	2	6						BEARING 1/4" FLANGED	

	USED ON	REV		TITLE	REV
-10	00-0122-10-20	-70	-	HINGE MECH	A
-20	00-0122-10-20	-80	C476	ASSY	A
-30	00-0122-10-20	-90	0814		
-40	00-0122-10-20				
-50					



-20 VERSION

REV	DATE	DESCRIPTION
F	10-14-71	DESIGNED TO MEET REQUIREMENTS OF THE U.S. AIR FORCE FOR THE FLAG WAYER FINAL ASSY
G	10-14-71	REVISED TO MEET REQUIREMENTS OF THE U.S. AIR FORCE FOR THE FLAG WAYER FINAL ASSY

00-0233	00-0123	00-0004
00-0233	00-0123	00-0004

DO NOT SCALE	DO NOT SCALE
DRAWING	DRAWING
DATE	DATE
10/14/71	10/14/71
ENGINEER	ENGINEER
PROJECT ENGINEER	PROJECT ENGINEER
10/14/71	10/14/71

00-0233	00-0123	00-0004
00-0233	00-0123	00-0004

00-0233	00-0123	00-0004
00-0233	00-0123	00-0004

00-0233	00-0123	00-0004
00-0233	00-0123	00-0004

00-0233	00-0123	00-0004
00-0233	00-0123	00-0004

OUTSTANDING ECN

Flag Time Theatre Inc.
1211 Bonhock Dr.
Sunnyvale, CA 94086

FLAG WAYER
FINAL ASSY

00-0233
00-0123
00-0004

DO NOT SCALE
DRAWING

DATE
10/14/71

ENGINEER
PROJECT ENGINEER

10/14/71

SEE L/M

00-0233
00-0123
00-0004

00-0233
00-0123
00-0004

00-0233
00-0123
00-0004

00-0233
00-0123
00-0004



LIST OF MATERIALS

REV

00+0004 G

ITEM	90	80	70	60	50	40	30	20	10	PART NUMBER	REFERENCE	DESCRIPTION	L/M
1													
2						1				0000120		FLAG WAYER ASSY-RIGHT	YES
3						1				01000301		DECORATIVE PLAQUE	-
4													
5													
6						6				740000101		TUBING 1/4 O.D. X 1/8 I.D.	-
7						6				7700002201		2 COND ZIP, WHITE #18AWG	-
8						2				760000201		#6 SPADE LUG	-

USED ON	-60	-70	-80	-90							TITLE
-10											
-20	00-0123										0437
-30	00-0733										0480
-40											0505
-50											0776
											0836
											0889
											1046
ECO											
REV											
A 00+0004 G											
REV											
FINAL ASSY											
FLAG WAYER											
SHT 2 OF 2											

OUTSTANDING ECN	
DATE	DESCRIPTION

PROJECT SCALE	DATE
DRAWING	10/1/68
DESIGNED BY	L. F. FORTIS
CHECKED BY	
APPROVED BY	

PROJ. NO.	00-0004
REV.	1
DATE	10/1/68
BY	L. F. FORTIS
CHECKED BY	
APPROVED BY	

PROJ. NO.	00-0001
REV.	1
DATE	10/1/68
BY	L. F. FORTIS
CHECKED BY	
APPROVED BY	

PROJ. NO.	00-0001
REV.	1
DATE	10/1/68
BY	L. F. FORTIS
CHECKED BY	
APPROVED BY	

PROJ. NO.	00-0001
REV.	1
DATE	10/1/68
BY	L. F. FORTIS
CHECKED BY	
APPROVED BY	

PROJ. NO.	00-0001
REV.	1
DATE	10/1/68
BY	L. F. FORTIS
CHECKED BY	
APPROVED BY	

PROJ. NO.	00-0001
REV.	1
DATE	10/1/68
BY	L. F. FORTIS
CHECKED BY	
APPROVED BY	

PROJ. NO.	00-0001
REV.	1
DATE	10/1/68
BY	L. F. FORTIS
CHECKED BY	
APPROVED BY	

PROJ. NO.	00-0001
REV.	1
DATE	10/1/68
BY	L. F. FORTIS
CHECKED BY	
APPROVED BY	

REV.	DATE	DESCRIPTION
1	10/1/68	
2	10/1/68	
3	10/1/68	
4	10/1/68	

REV.	DATE	DESCRIPTION
1	10/1/68	
2	10/1/68	
3	10/1/68	
4	10/1/68	

REV.	DATE	DESCRIPTION
1	10/1/68	
2	10/1/68	
3	10/1/68	
4	10/1/68	

REV.	DATE	DESCRIPTION
1	10/1/68	
2	10/1/68	
3	10/1/68	
4	10/1/68	

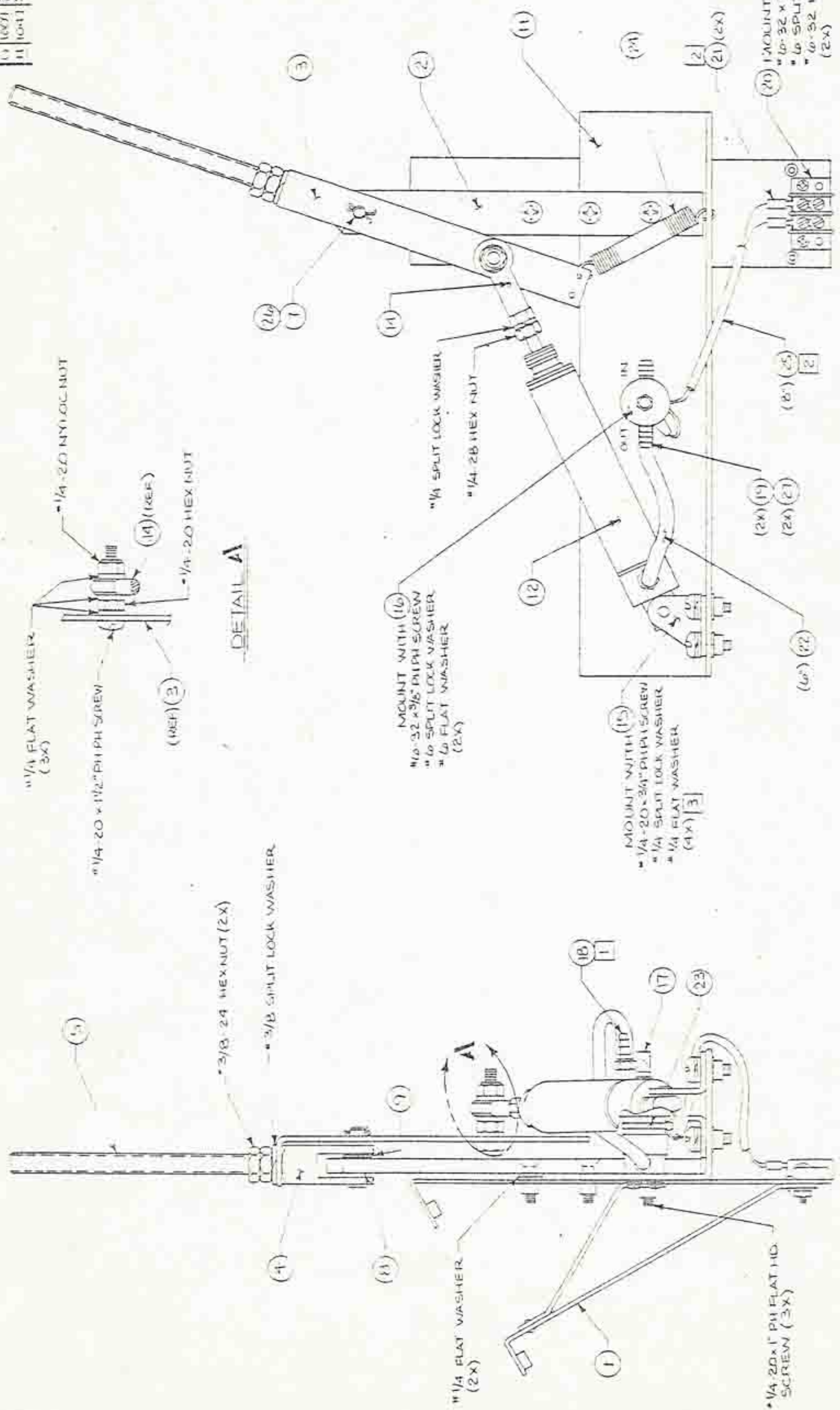
REV.	DATE	DESCRIPTION
1	10/1/68	
2	10/1/68	
3	10/1/68	
4	10/1/68	

REV.	DATE	DESCRIPTION
1	10/1/68	
2	10/1/68	
3	10/1/68	
4	10/1/68	

REV.	DATE	DESCRIPTION
1	10/1/68	
2	10/1/68	
3	10/1/68	
4	10/1/68	

REV.	DATE	DESCRIPTION
1	10/1/68	
2	10/1/68	
3	10/1/68	
4	10/1/68	

REV.	DATE	DESCRIPTION
1	10/1/68	
2	10/1/68	
3	10/1/68	
4	10/1/68	



20 VERSION

- NOTES:
- 1/8 NPT BARB (ITEM 18) SHOULD BE WRAPPED WITH TEFLON TAPE BEFORE INSERTING
 - TUBING (ITEM 25) TO BE PUT ON SOLENOID WIRES BEFORE ITEM 21 IS CRIMPED ON.
 - MOUNTING HARDWARE FOR PINOT BRACKETS (ITEM 15) TO BE TIGHTENED AFTER ASSEMBLY.

LIST OF MATERIALS



REV

001000

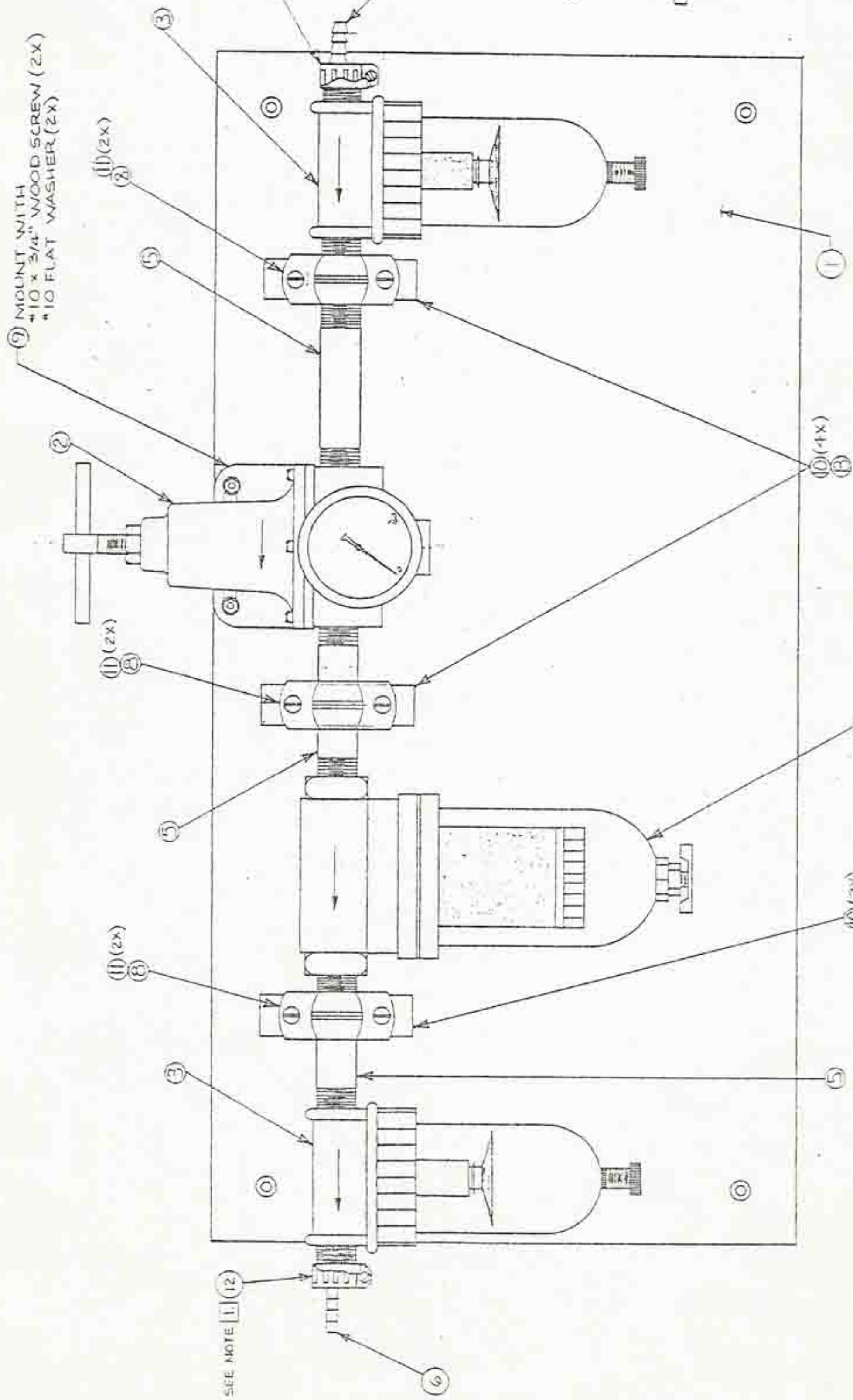
H

ITEM	PART NUMBER										REFERENCE	DESCRIPTION	L/M	REV			
	90	80	70	60	50	40	30	20	10	0							
1							1					02000	1-10		FLAG WAYER MT.	YES	
2							1					01000	7-01		SUPPORT BAR		
3							1					01000	4-01		LINKAGE		
4							1					65000	1-01		CLEVIS		
5							1					01000	2-01		SUPPORT-FLAG POLE		
6																	
7							1					80000	3-01		CLEVIS PIN		
8							1					68000	1-01		FLANGE BEARING		
9							1					68000	2-01		THRUST BEARING		
10																	
11							1					01000	5-02		BRKT SUPPORT- RT.		
12							1					60000	1-01		AIR CYLINDER		
13																	
14							1					68000	26-01		SPHERICAL ROD END		
15							1					65000	6-01		PIVOT BRKT (PAIR)		
16							1					61000	1-01		SOLENOID		
17							1					63000	3-01		MUFFLER		
18							1					63000	2-01		NIPPLE 1/8NPT TO 1/8ID		
19							2					63000	1-01		NIPPLE 10-32 TO 1/8ID		
20							1					58000	1-01		TERM BLOCK-2 POS.		
21							2					76000	2-01		SPADE LUG #6		
22							6					74000	1-01		AIR HOSE 1/8"ID		
23							1					76000	1-01		TIE WRAP		

USED ON	REV	A	B	C	D	E	F	G	H	TITLE
-60										
-70										
-80	ECO	0437	0480	0505	0567	0577	0954	1009	1047	FLAG WAYER
-90										SUB ASSY
-40										REV
-50										A 0010001 H

REV	DESCRIPTION	DATE
A	ADDED NEW BUSHES AND HOSE	8/1/72
B	DECLINED ITEM 3 AND 2000 ITEM 5 ADDED ITEM 12 TO ITEM 6 AND ITEM 2 ITEM 4 AND ITEM 5. HOSE CLAMPED FROM BAG ITEM 11. HOSE CLAMPED FROM BAG	8/1/72
C	ADDED - 20 VERSION	8/1/72
D	ADDED - 20 VERSION	8/1/72

⑨ MOUNT WITH
#10 x 3/4" WOOD SCREW (2X)
#10 FLAT WASHER (2X)



-20 VERSION
SEE NOTE 4

-10 VERSION

NOTES:

- 1 CLAMP ITEM (1) AROUND ADAPTOR (ITEM (6)).
- 2 USE TEFLON PIPE TAPE AROUND ALL JOINTS.
- 3 INSERT FILTER & REGULATOR DATA SHEETS IN PLASTIC BAG & STAPLE TO FRONT UNDER REGULATOR.
- 4 PUT 00-0052-20, HOSE CLAMPS (ITEM 12), AND AIR TEE (ITEM 14) IN PLASTIC BAG, TO BE SHIPPED WITH 00-02106-30.

00-02106 00-0210 DATE: 8/1/72 APP: [Signature]	UNLESS OTHERWISE SPECIFIED DIMENSIONS ARE IN INCHES FRACTIONS: 1/16, 1/8, 1/4, 3/8, 1/2, 5/8, 3/4, 7/8 DECIMALS: .015, .030, .045, .060, .075, .090, .105, .120, .135, .150, .165, .180, .195, .210, .225, .240, .255, .270, .285, .300, .315, .330, .345, .360, .375, .390, .405, .420, .435, .450, .465, .480, .495, .510, .525, .540, .555, .570, .585, .600, .615, .630, .645, .660, .675, .690, .705, .720, .735, .750, .765, .780, .795, .810, .825, .840, .855, .870, .885, .900, .915, .930, .945, .960, .975, .990, 1.000	DO NOT SCALE DRAWING SCALE: 1" = 1" (AS SHOWN) DATE: 8/1/72 APP: [Signature]	THIS FILTER REGULATOR ASSY MAIN
00-02106 00-0210 DATE: 8/1/72 APP: [Signature]	UNLESS OTHERWISE SPECIFIED DIMENSIONS ARE IN INCHES FRACTIONS: 1/16, 1/8, 1/4, 3/8, 1/2, 5/8, 3/4, 7/8 DECIMALS: .015, .030, .045, .060, .075, .090, .105, .120, .135, .150, .165, .180, .195, .210, .225, .240, .255, .270, .285, .300, .315, .330, .345, .360, .375, .390, .405, .420, .435, .450, .465, .480, .495, .510, .525, .540, .555, .570, .585, .600, .615, .630, .645, .660, .675, .690, .705, .720, .735, .750, .765, .780, .795, .810, .825, .840, .855, .870, .885, .900, .915, .930, .945, .960, .975, .990, 1.000	THIS FILTER REGULATOR ASSY MAIN	
00-02106 00-0210 DATE: 8/1/72 APP: [Signature]	UNLESS OTHERWISE SPECIFIED DIMENSIONS ARE IN INCHES FRACTIONS: 1/16, 1/8, 1/4, 3/8, 1/2, 5/8, 3/4, 7/8 DECIMALS: .015, .030, .045, .060, .075, .090, .105, .120, .135, .150, .165, .180, .195, .210, .225, .240, .255, .270, .285, .300, .315, .330, .345, .360, .375, .390, .405, .420, .435, .450, .465, .480, .495, .510, .525, .540, .555, .570, .585, .600, .615, .630, .645, .660, .675, .690, .705, .720, .735, .750, .765, .780, .795, .810, .825, .840, .855, .870, .885, .900, .915, .930, .945, .960, .975, .990, 1.000	THIS FILTER REGULATOR ASSY MAIN	

LIST OF MATERIALS



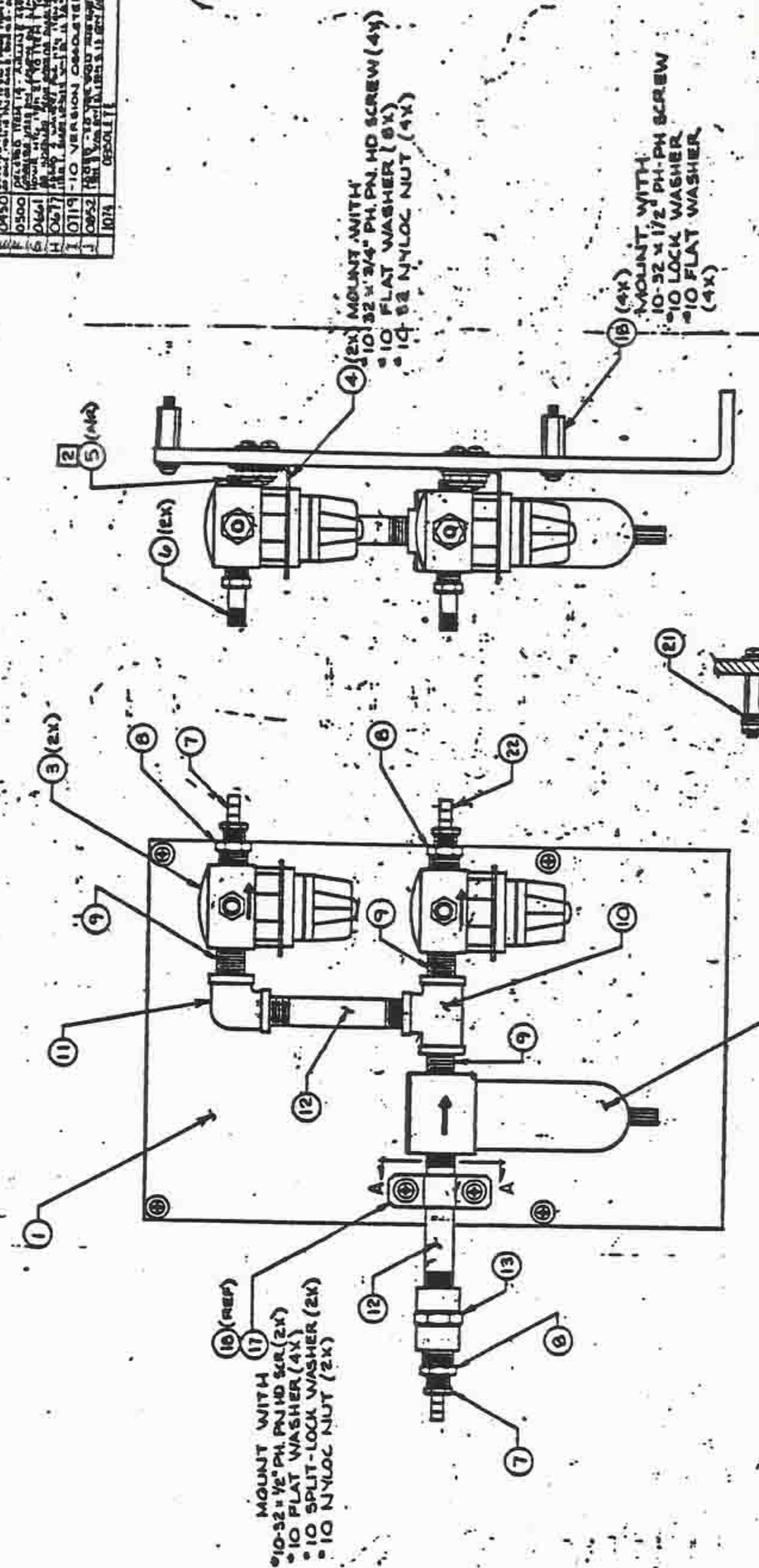
REV

00-00-2

ITEM	PART NUMBER										REFERENCE	DESCRIPTION	L/M
	90	80	70	60	50	40	30	20	10				
1									1	01-0152-01		FILTER/REG, MTG. BOARD	-
2							1	6		10-0004-01		REGULATOR W/GUAGE	-
3								2	6	10-0001-00-1		AIR FILTER	-
4								1	6	10-0001-1-0-1		AIR FILTER-COALESING	-
5								3	7	30-0001-1-0-1		3" LONG COPPER 3/8NPT PIPE	-
6							2	6	30-0001-4-0-1		3/8NPT TO 3/8 HOSE ADAPTER	-	
7													
8								3	8	00-0003-2-0-1		3/8 'U' PIPE CLAMP	-
9							1	6	50-0003-0-0-1		REG. MTG. BRKT.	-	
10								6	8	00-0009-6-0-1		#10x1 1/2" LONG WOOD SCREW	-
11								6	8	00-0009-5-0-1		#10x1" LONG WOOD SCREW	-
12							2	8	00-0003-1-0-1		1" ID HOSE SCREW CLAMP	-	
13								3		01-0153-0-1		BRKT. MTG. BLOCK	-
14							1	6	30-0004-0-0-1		AIR TEE 3/8 x 3/8 x 3/8	-	

USED ON	REV	A	B	C	D	TITLE
-10	00-0210					FILTER / REG.
-20	00-02630	02B1	04B1	0747	0924	MAIN ASSY
-30						
-40						
-50						

REV	DATE	BY	CHKD	DESCRIPTION
A	03/24	AMW/AMW BT	AMW	REVISED
B	03/28	AMW	AMW	REVISED
C	04/08	AMW	AMW	REVISED
D	04/15	AMW	AMW	REVISED
E	04/15	AMW	AMW	REVISED
F	05/00	AMW	AMW	REVISED
G	06/01	AMW	AMW	REVISED
H	06/17	AMW	AMW	REVISED
I	01/19	AMW	AMW	REVISED
J	09/52	AMW	AMW	REVISED
K	10/75	AMW	AMW	REVISED



HISTORY

-20 VERSION

NOTES:

1. USE TEFLON PIPE TAPE ON EACH MALE THREADED FITTING, MALE.
2. 1/8 NPT HOLE PLUG (ITEM 5) SUPPLIED WITH REGULATOR (ITEM 3). RETURN ALL UNUSED 1/8 NPT HOLE PLUGS TO STOCK UNDER P.T.I. PART NO. 450-0009-01.

00-0234 PART NO.	DO NOT SCALE DIMENSIONS	APPROVED FOR ISSUANCE DATE: 12/18/87 BY: [Signature]	APPROVED FOR ISSUANCE DATE: 12/18/87 BY: [Signature]
SEE L/M	AIR FILTER / REGULATOR ASSY		
00-0036 PART NO.	00-0036 PART NO.		



Aero Tech Products Inc.
 10000 S. Main
 Orange, CA 92668

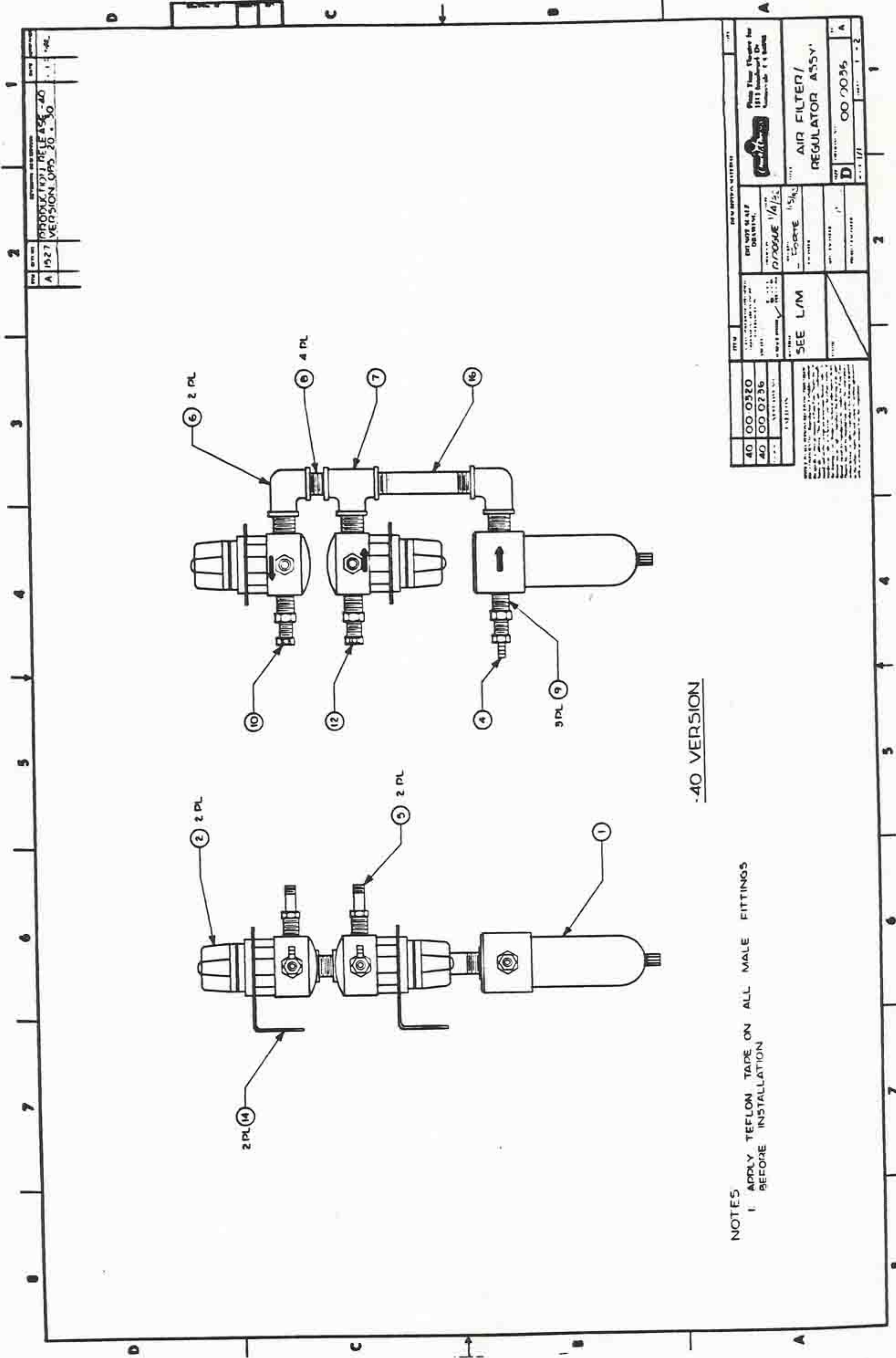
LIST OF MATERIALS

CHUCK E. [unclear] CHECK 1
PIZZA TIME THEATRE

REV J
00-00-36

ITEM	90	0	70	60	50	40	30	20	10	PART NUMBER	REFERENCE	DESCRIPTION	L/M
1								1		01-0097-01		FILTER MOUNTING PLATE	-
2							1			61-00006-01		FILTER	-
3							2			61-00009-01		REGULATOR	-
4							2			65-00010-01		REGULATOR MTG. BRKT.	-
5							4			65-00009-01		1/8 NPT PIPE PLUG	-
6							2			63-00006-01		VALVE STEM FITTING	-
7							2			63-00002-01		BARB 1/8 NPT TO 1/8 TUBE	-
8							3			63-00002-01		ADAPTER 1/4 NPT MALE TO 1/8 NPT FEM	-
9							3			63-00002-1-01		NIPPLE, 1/4 NPT - MALE / MALE	-
10							1			63-00002-0-01		1/4 NPT FEMALE TEE	-
11							1			63-000018-01		1/4 NPT FEMALE ELBOW	-
12							1			73-00003-01		1/4 NPT PIPE 3" LG.	-
13								1		63-000019-01		COUPLING - STRAIGHT 1/4 NPT FEM	-
14													
15													
16													
17								1		80-00103-01		CONDUIT CLAMP 1/4" U	-
18								6		58-000038-01		10-32 x 3/4 THD. M/F STAND OFF	-
19													
20													
21								1		01-0251-01		PIPE SUPPORT STRAP	-
22							1			63-00011-01		BARB 1/8 NPT TO 1/6 TUBE	-

USED ON	REV	DATE	BY	DESCRIPTION	REV	TITLE
-60						
-70						
-80	ECO	0349	0363	0425	0500	AIR FILTER /
-90						REGULATOR
-40						ASSY
-50						A 100-0036 + J



-40 VERSION

NOTES
 1. APPLY TEFLON TAPE ON ALL MALE FITTINGS BEFORE INSTALLATION

40	00 0320	FOR AIR FILTER/REGULATOR	SEE L/M	SEE L/M	SEE L/M	SEE L/M	SEE L/M
40	00 0236	FOR AIR FILTER/REGULATOR	SEE L/M	SEE L/M	SEE L/M	SEE L/M	SEE L/M
AIR FILTER/REGULATOR ASSY PART NO. 00 0036 REV. 1-2		AIR FILTER/REGULATOR ASSY PART NO. 00 0036 REV. 1-2		AIR FILTER/REGULATOR ASSY PART NO. 00 0036 REV. 1-2		AIR FILTER/REGULATOR ASSY PART NO. 00 0036 REV. 1-2	

REV	DATE	DESCRIPTION
A	1927	PRODUCTION RELEASE -40
		VERSION OPS -20 -30



LIST OF MATERIALS

ITEM	PART NUMBER										REFERENCE	DESCRIPTION	LM	
	90	80	70	60	50	40	30	20	10					
1						1							FILTER	-
2						2							REGULATOR	-
3													BARB 1/8" x 1/8"	-
4						1							VALVE STEM FITTING	-
5						2							ELBOW 1/4" NPT FEM.	-
6						2							TEE 1/4" NPT FEM.	-
7						1							NIPPLE 1/4" NPT	-
8						4							ADAPTER 1/4" NPT	-
9						3							RIGHT ANGLE 1/8" NPT	-
10						1								-
11													RIGHT ANGLE 1/16" I.D.	-
12						1								-
13													REG. MTG. BRACKET	-
14						2								-
15													3" COPPER PIPE	-
16						1								-

USED ON	REV	DESCRIPTION	DATE
-60	ECO		
-70	0349		
-80	0363		
-90	0408		
	0425		
	0450		
	0500		
	0661		
	0677		
	0719		
	0852		
	1074		
	1527		

TITLE	ASSY NO.	REV
AIR FILTER /	00-0036	A
REGULATOR		
ASSY.		

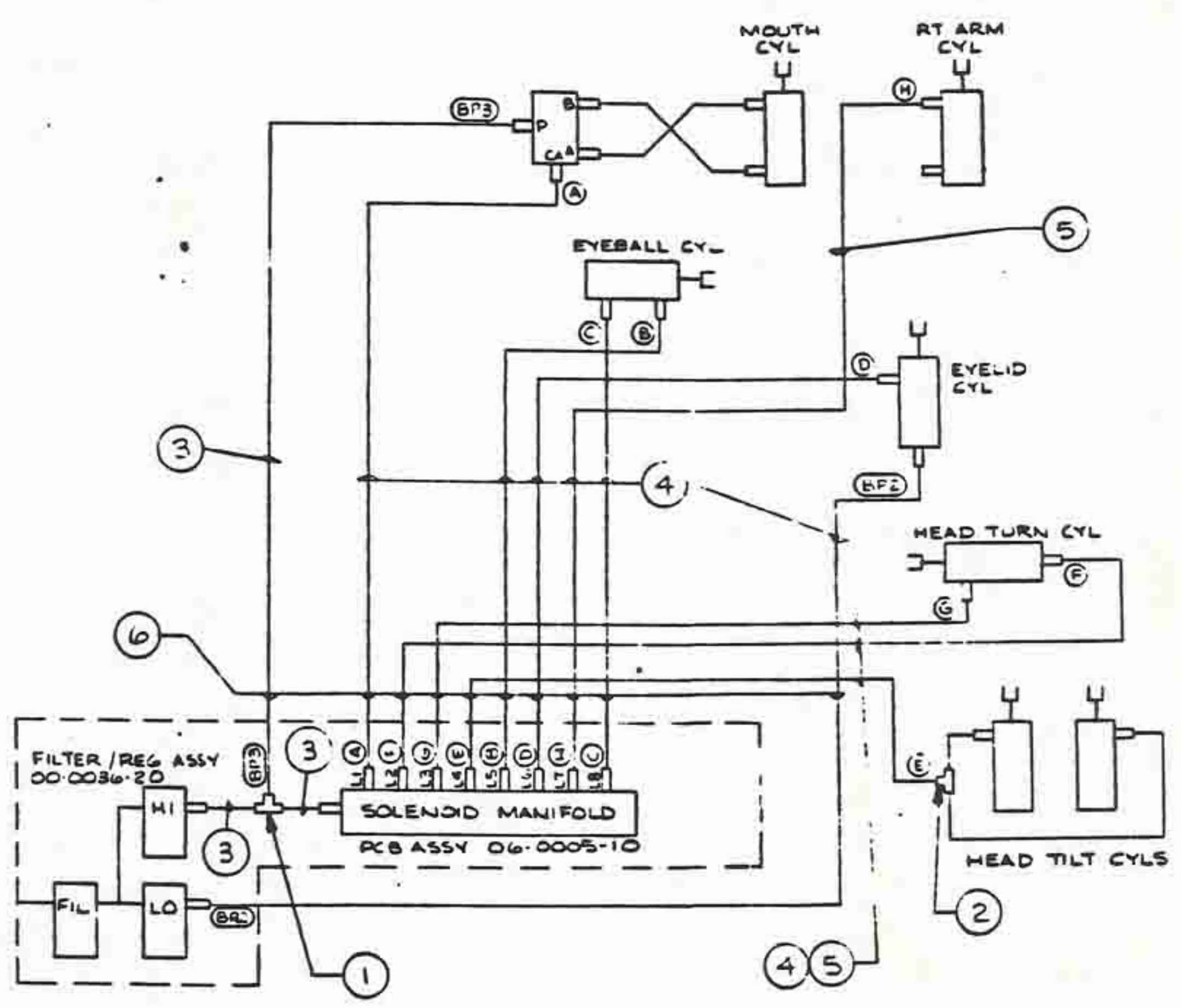


Q.A.	REV	DATE
ORIGINATOR <i>J. Baird</i>	APPROVAL QA <i>J. Baird</i>	
APPROVAL ENG <i>A. Crow</i>	APPROVAL MFG.	

QUALITY ASSURANCE OPERATING PROCEDURE

Title: C.E.C. / GUEST AIRLINE ASSEMBLY

WORKMANSHIP STANDARD



NOTES:

1. SEE 04-0001 WIRE LIST - CEC & GUEST AIRLINES, FOR TUBING USAGE.

FOR USE BY PIZZA TIME THEATRE, INC. ONLY

PROPRIETARY INFORMATION
PIZZA TIME THEATRE, INC.®



Q.A.	REV	DATE
ORIGINATOR <i>Barrios</i>	APPROVAL OF <i>Barrios</i>	
APPROVAL ENG. <i>M. Green</i>	APPROVAL MFG.	

QUALITY ASSURANCE OPERATING PROCEDURE

Title: WIRE LIST - CEC/GUEST AIRLINE ASSEMBLY WORKMANSHIP STANDARD

FROM - (SOL CONTROL)	TO	AIRLINE SIZE AND P/N
A (L1)	A	1/16" I.D. 740-0002
F (L2)	F	↑ ↑ ↑
G (L3)	G	
E (L4)	E	
B (L5)	B	
D (L6)	D	
H (L7)	H	
C (L8)	C	↓ ↓ ↓
BP2	BP2	1/16" I.D. 740-0002
BP3	BP3	1/8" I.D. 740-0001

NOTES:

1. LABEL EACH END OF AIRLINE WITH WIRE MARKERS (PTT P/N 700-0076), USING LETTERS SPECIFIED IN TABLE.
2. USE P/N 13-0002, HARNESS BOARD - AIRLINE ASSYS TO CUT TUBING LENGTHS.

FOR USE BY PIZZA TIME THEATRE, INC.®

PROPRIETARY INFORMATION ONLY
PIZZA TIME THEATRE, INC.®

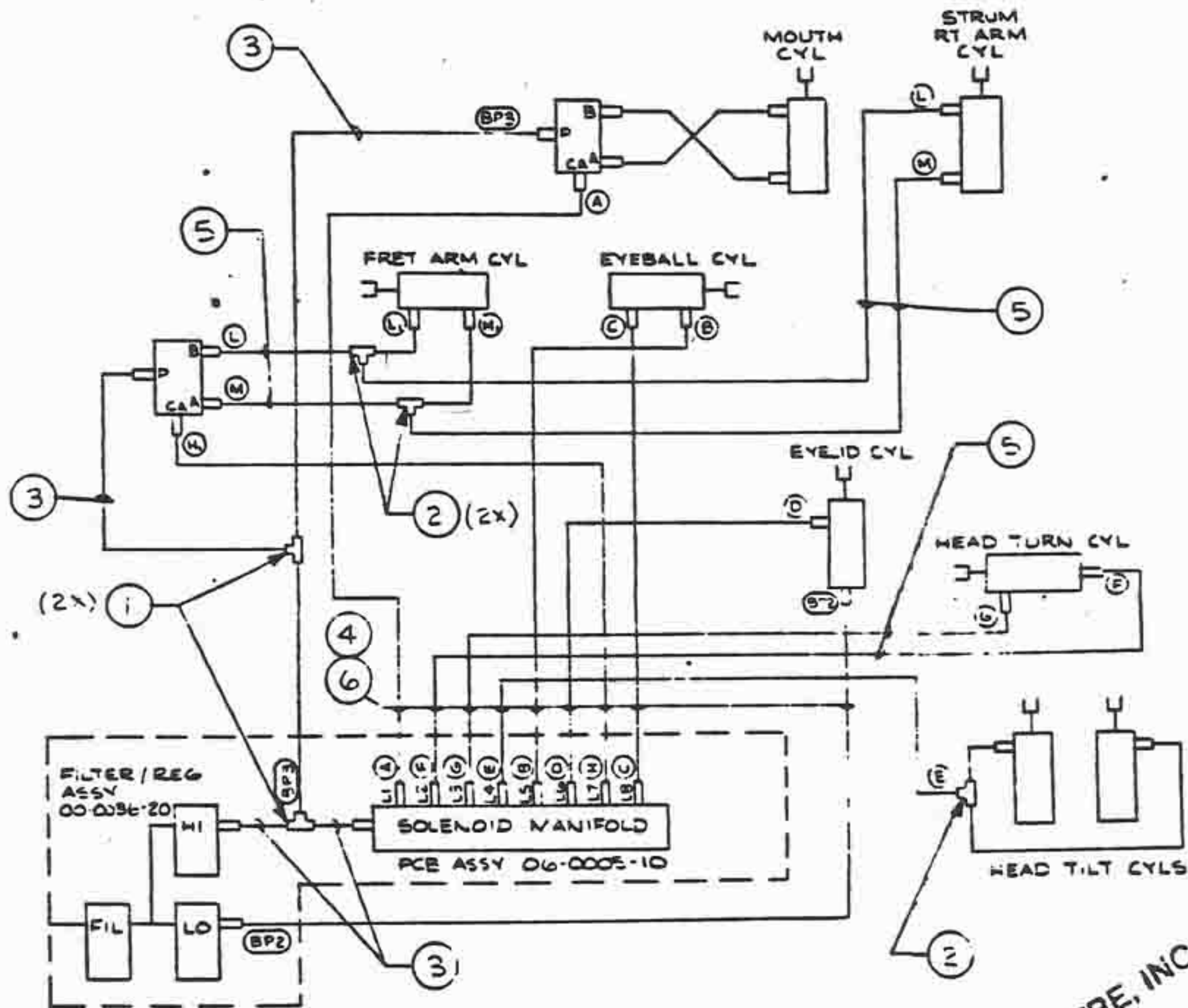


Q.A.	REV	DATE
ORIGINATOR <i>J. Ferrid</i>	APPROVAL QA <i>J. Ferrid</i>	
APPROVAL ENG <i>M. Area</i>	APPROVAL MFG.	

QUALITY ASSURANCE OPERATING PROCEDURE

Title: JASPER T. JOWLS AIRLINE ASSEMBLY

WORKMANSHIP STANDARD



NOTES:

- SEE 04-0002 WIRE LIST-JASPER JOWLS AIRLINES FOR TUBING USEAGE.

FOR USE BY PIZZA TIME THEATRE, INC.
ONLY

PROPRIETARY INFORMATION
PIZZA TIME THEATRE, INC.®



Q.A.	REV	DATE
ORIGINATOR <i>J. Barriol</i>	APPROVAL QA <i>J. Barriol</i>	
APPROVAL ENG <i>M. Law</i>	APPROVAL MFG.	

QUALITY ASSURANCE OPERATING PROCEDURE

Title: WIRE LIST - JASPER T. JOWLS AIRLINES

WORKMANSHIP STANDARD

FROM - (SOL CONTROL)	TO	AIRLINE SIZE AND P/N
A (L1)	A	1/16" I.D. 740-0002
F (L2)	F	↑ ↑ ↑
G (L3)	G	
E (L4)	E	
B (L5)	B	
D (L6)	D	
H (L7)	H ₁	
C (L8)	C	
L	L & L ₁ (TBE)	
M	M & M ₁ (TBE)	↓ ↓ ↓
BP2	BP2	1/16" I.D. 740-0002
BP3	BP3	1/8" I.D. 740-0001

NOTES:

1. LABEL EACH END OF AIRLINE WITH WIRE MARKERS (PTT P/N 700-0076) USING LETTERS SPECIFIED IN TABLE.
2. USE P/N 13-0002, HARNESS BOARD-AIRLINE ASSYS TO CUT TUBING LENGTHS.

FOR USE BY PIZZA TIME THEATRE, INC.®
ONLY

PROPRIETARY INFORMATION
PIZZA TIME THEATRE, INC.

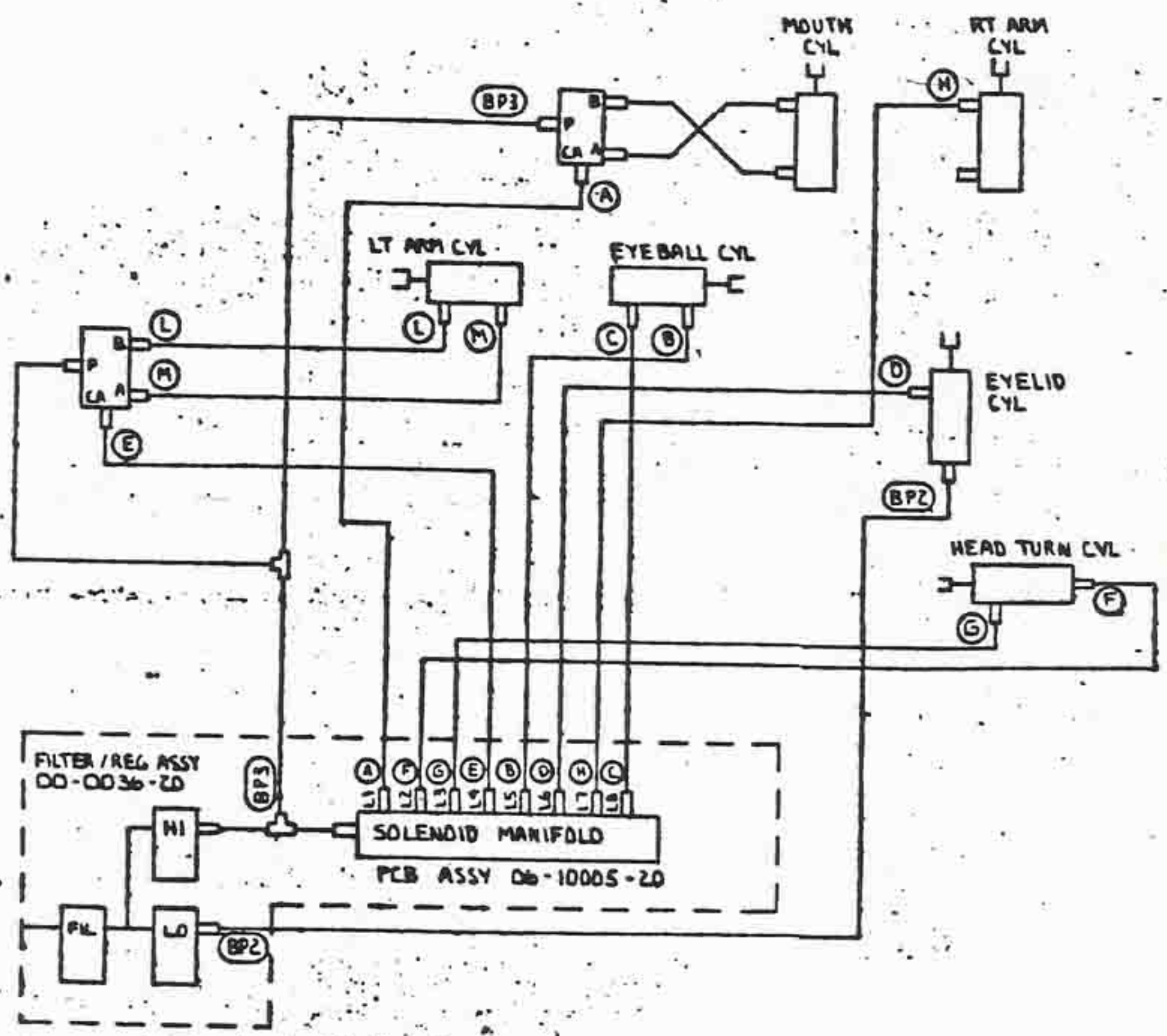


Q.A.	REV	DATE
ORIGINATOR: <i>[Signature]</i>	APPROVAL QA: <i>[Signature]</i>	
APPROVAL ENG. <i>M. Cas</i>	APPROVAL MFG.	

QUALITY ASSURANCE OPERATING PROCEDURE

Title: MUNCH (STAGE) AIRLINE ASSEMBLY

WORKMANSHIP STANDARD



NOTES:
 1. SEE DWG # 00-0324-10 MUNCH (STAGE) AIRLINE ASSY FOR TUBING USAGE.

FOR USE BY PIZZA TIME THEATRE, INC.®
 ONLY

PROPRIETARY INFORMATION
 PIZZA TIME THEATRE, INC.®



Q.A.	REV	DATE
ORIGINATOR <i>J. Ferriol</i>	APPROVAL QA <i>J. Ferriol</i>	
APPROVAL ENG. <i>M. Lee</i>	APPROVAL MFG.	

QUALITY ASSURANCE OPERATING PROCEDURE

Title: WIRE LIST - MUNCH AIRLINES

WORKMANSHIP STANDARD

FROM - (SOL CONTROL)	TO	AIRLINE SIZE AND P/N
A (L1)	A	1/16" I.D. 740-0002
F (L2)	F	↑ ↑ ↑
G (L3)	G	
E (L4)	E	
B (L5)	B	
D (L6)	D	
H (L7)	H	
C (L8)	C	
L	L	
M	M	↓ ↓ ↓
BP2	BP2	1/16" I.D. 740-0002
BP3	BP3	1/8" I.D. 740-0001

NOTES:

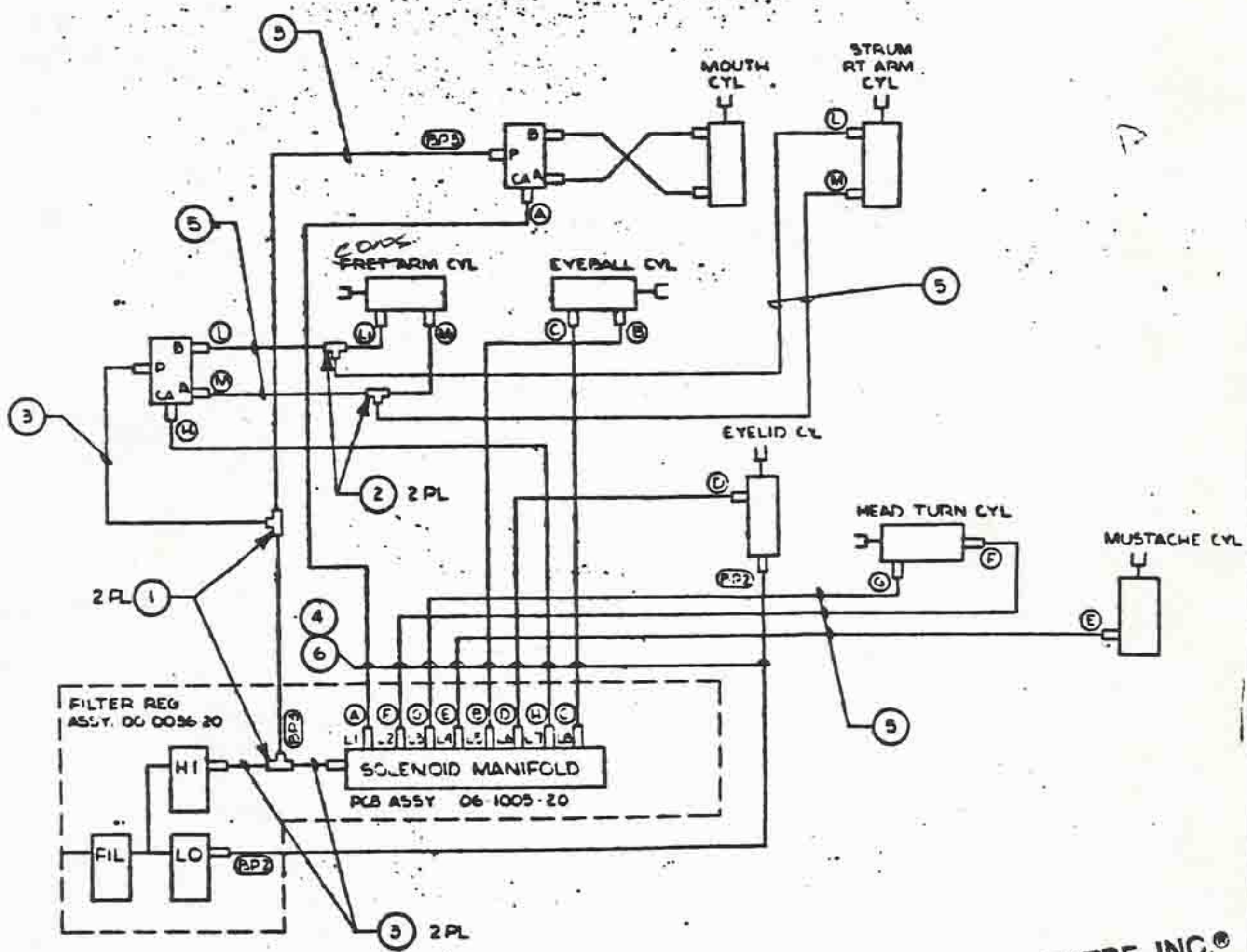
1. LABEL EACH END OF AIRLINE WITH WIRE MARKERS (PTT P/N 700-0076) USING LETTERS SPECIFIED IN TABLE.
2. USE P/N 13-0002, HARNESS BOARD - AIRLINE ASSYS TO CUT TUBING LENGTHS.

PROPRIETARY INFORMATION
PIZZA TIME THEATRE, INC. ©
FOR USE BY PIZZA TIME THEATRE, INC. ©
ONLY

QUALITY ASSURANCE OPERATING PROCEDURE

Title: PASQUALLY (STAGE) AIRLINE ASSEMBLY

WORKMANSHIP STANDARD



NOTES:
1 SEE 00-0325 WIRE LIST - JASPER/PASQUALLY AIRLINE HARNESS ASSY FOR TUBING USAGE.

FOR USE BY PIZZA TIME THEATRE, INC.®
ONLY

PROPRIETARY INFORMATION
PIZZA TIME THEATRE, INC.®



Q.A.	REV	DATE
ORIGINATOR <i>J. Barrios</i>	APPROVAL OF <i>J. Barrios</i>	
APPROVAL ENG <i>M. Crew</i>	APPROVAL MFG.	

QUALITY ASSURANCE OPERATING PROCEDURE

Title: WIRE LIST - PASQUALLY (STAGE) AIRLINES

WORKMANSHIP STANDARD

FROM - (SOL CONTROL)	TO	AIRLINE SIZE AND P/N
A (L1)	A	1/16" I.D. 740-0002
F (L2)	F	↑ ↑ ↑
G (L3)	G	↑ ↑ ↑
E (L4)	E	↑ ↑ ↑
B (L5)	B	↑ ↑ ↑
D (L6)	D	↑ ↑ ↑
H (L7)	H1	↑ ↑ ↑
C (L8)	C	↑ ↑ ↑
L	L ¹ -1 (TEE)	↑ ↑ ↑
M	M ¹ -1 (TEE)	↓ ↓ ↓
BP2	BP2	1/16" I.D. 740-0002
BP3	BP3	1/8" I.D. 740-0001

NOTES:

1. LABEL EACH END OF AIRLINE WITH WIRE MARKERS. (PTT P/N 700-0076), USING LETTERS SPECIFIED IN TABLE.
2. USE P/N 13-0002, HARNESS BOARD- AIRLINE ASSYS TO CUT TUBING LENGTHS.

FOR USE BY PIZZA TIME THEATRE, INC.
ONLY

PROPRIETARY INFORMATION
PIZZA TIME THEATRE, INC.



LIST OF MATERIALS

REV

0010228

A

ITEM	90	80	70	60	50	40	30	20	10	PART NUMBER	REFERENCE	DESCRIPTION	L/M
1									2	6300005		PLASTIC AIR TEE 1/8" x 1/8" x 1/8"	-
2									2	6300002		PLASTIC AIR TEE 1/16" x 1/16" x 1/16"	-
3									6	7400001		TUBING 1/4" OD x 1/8" ID	-
4									35	7400002		TUBING 1/8" OD x 1/16" ID	-
5									3	7600001		SPIRAL WRAP 1/4" OD	-
6									6	7600002		SPIRAL WRAP 1/2" OD	-
7									7	7000076		INSTA-CODE WIRE MARKERS	-
									REF	040007		WIRE LIST - PASQ. AIRLINES	-
									REF	130002		HARNESS BD. - AIRLINE ASSYS	-

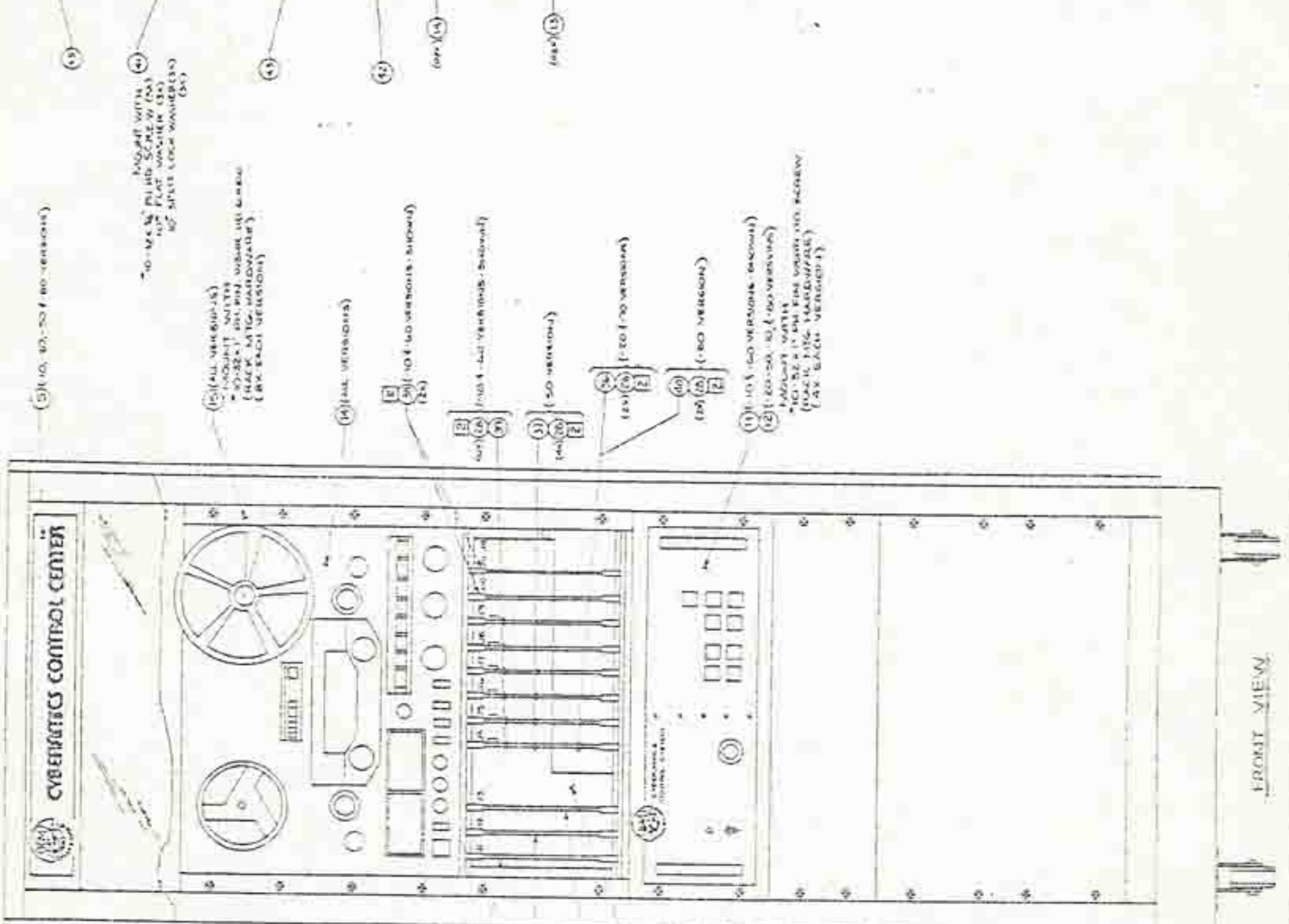
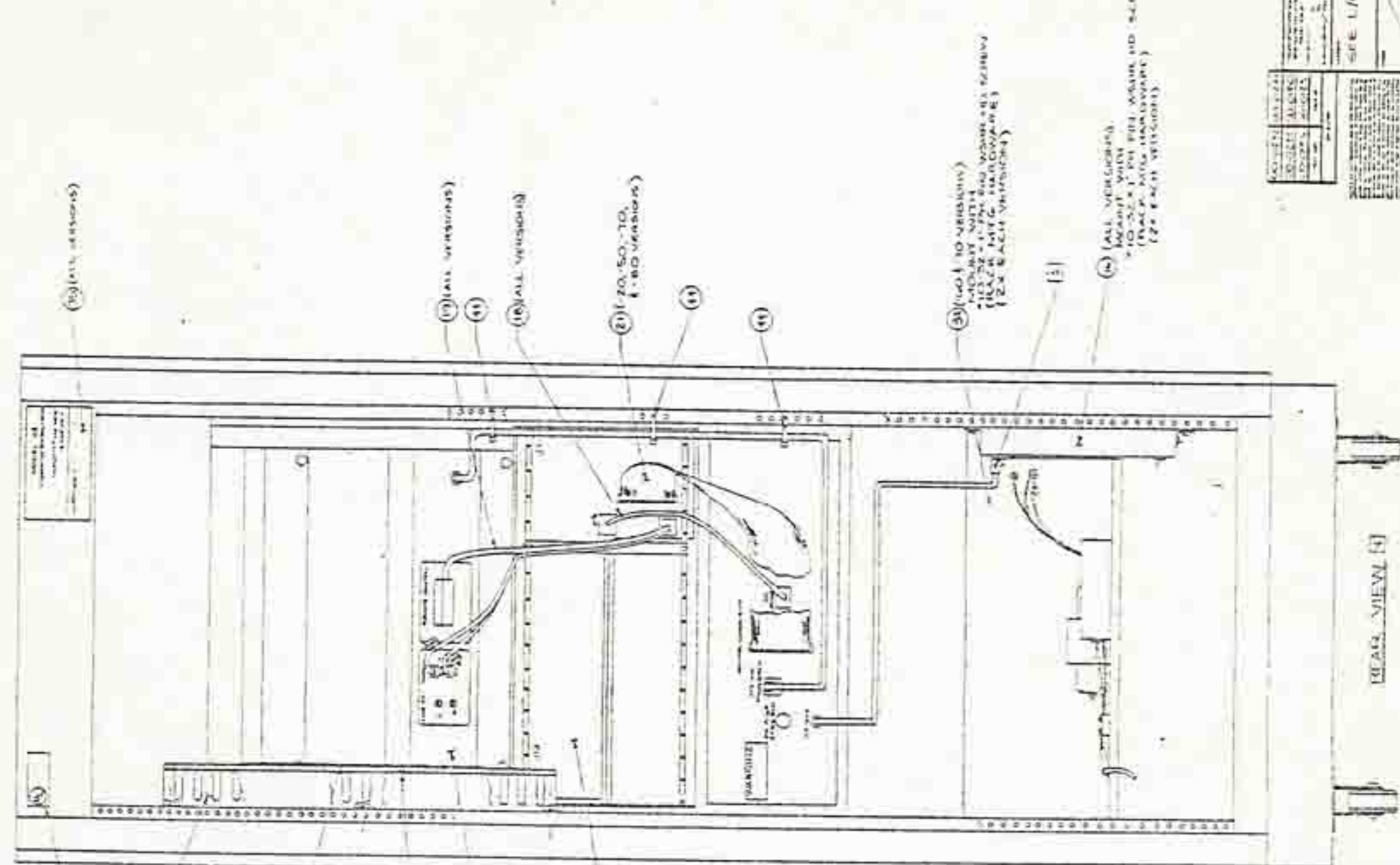
USED ON	-60	-70	-80	-90	ECO	REV	TITLE
-10		00-0046-80				A	PASQUALLY (STAGE)
-20							AIRLINE ASSY
-30							REV
-40							
-50							

FOR USE BY PIZZA TIME THEATRE, INC. ONLY

SHT 2 OF 2

0010228 + A

REV	DESCRIPTION	DATE
1	ISSUED FOR CONSTRUCTION	11/15/54
2	REVISIONS	11/15/54
3	REVISIONS	11/15/54
4	REVISIONS	11/15/54
5	REVISIONS	11/15/54
6	REVISIONS	11/15/54
7	REVISIONS	11/15/54
8	REVISIONS	11/15/54
9	REVISIONS	11/15/54
10	REVISIONS	11/15/54



- (1) (ALL VERSIONS)
- (2) (20, 50, 70, 80 VERSIONS)
- (3) (ALL VERSIONS)
- (4) (ALL VERSIONS)
- (5) (ALL VERSIONS)
- (6) (ALL VERSIONS)
- (7) (20, 50, 70, 80 VERSIONS)
- (8) (ALL VERSIONS)
- (9) (ALL VERSIONS)
- (10) (ALL VERSIONS)
- (11) (ALL VERSIONS)

- NOTES**
1. THE DIMENSIONS FOR ASSEMBLY ARE TO BE MAINTAINED THROUGHOUT THE CONSTRUCTION OF THIS UNIT.
 2. THE DIMENSIONS FOR THE CONSOLE ARE TO BE MAINTAINED THROUGHOUT THE CONSTRUCTION OF THIS UNIT.
 3. THE DIMENSIONS FOR THE CONTROL PANEL ARE TO BE MAINTAINED THROUGHOUT THE CONSTRUCTION OF THIS UNIT.
 4. THE DIMENSIONS FOR THE DIALS ARE TO BE MAINTAINED THROUGHOUT THE CONSTRUCTION OF THIS UNIT.
 5. THE DIMENSIONS FOR THE SWITCHES ARE TO BE MAINTAINED THROUGHOUT THE CONSTRUCTION OF THIS UNIT.
 6. THE DIMENSIONS FOR THE INDICATOR LIGHTS ARE TO BE MAINTAINED THROUGHOUT THE CONSTRUCTION OF THIS UNIT.

REV	DESCRIPTION	DATE
1	ISSUED FOR CONSTRUCTION	11/15/54
2	REVISIONS	11/15/54
3	REVISIONS	11/15/54
4	REVISIONS	11/15/54
5	REVISIONS	11/15/54
6	REVISIONS	11/15/54
7	REVISIONS	11/15/54
8	REVISIONS	11/15/54
9	REVISIONS	11/15/54
10	REVISIONS	11/15/54

LIST OF MATERIALS



REV

00-0169

K

A12.1-2

ITEM	PART NUMBER										REFERENCE	DESCRIPTION	L/M	
	90	80	70	60	50	40	30	20	10					
1	1	1	1	1	1	1	1	1	1	1	660001	0101	RACK ASSY - STANTRON	-
2														
3														
4														
5	1	-	-					1	1		0101	1801	C.E.C. HEADER LOGO	-
6														
7														
8														
9														
10													CONTROL CHASSIS	YES
11	-	-	1	-				-	1		0000	1210	CONTROL CHASSIS	YES
12	1	1	1	1				1	-		0000	1220	CARD CAGE ASSY	YES
13	1	1	1	1				1	1		0000	16810	TAPE DECK (X-7) MODIFIED	YES
14	1	1	1	1				1	1		0000	29710	RACK MOUNTING KIT	-
15	1	1	1	1				1	1		7000	07401	POWER STRIP	-
16	1	1	1	1				1	1		5000	0801		-
17													D.C. POWER CABLE ASSY	YES
18	1	1	1	1				1	1		0000	1410	TAPE CONTROL/AUDIO CABLE	YES
19	1	1	1	1				1	1		0000	16710		
20													CONTROL CONSOLE CABLE	YES
21	1	1	1	1				1	-		0000	720	WIRING DIAGRAM	-
22											0300	0601		
23														

ITEM	USED ON	REV	TITLE	REV
-10	00-0123	00-0230	RACK ASSEMBLY	1331
-20	00-0180	00-0232	(X-7)	1295
-30		00-0241		1203
-40				1151
-50	00-0186			0860

LIST OF MATERIALS



REV

00-0169

A12.1-3

ITEM	PART NUMBER										REFERENCE	DESCRIPTION	L/M				
	90	80	70	60	50	40	30	20	10								
24																	
25		1	1					1	1								YES
26		1	1					1	1								YES
27		1	1					1	1								YES
28		2	2	6				2	6								YES
29																	
30																	
31																	
32																	
33																	
34		1	1					1	1								YES
35		1	1					1	1								-
36		1	1					1	1								YES
37		1	1					1	1								YES
38		1	1					1	1								YES
39		1	1					1	1								YES
40		1	1					1	1								YES
41		18"	18"	18"				18"	18"								-
42		18"	18"	18"				18"	18"								-
43		1	1					1	1								-
44		3	3	3				3	3								-
45		1	1					1	1								-

ITEM	USED ON	AUS. CYBER	AUS. CAB,	KING	BEAGLES	REV	TITLE	SHT
-10	CYBER	-60	-70				RACK ASSEMBLY	M
-20	DOLL/ARTIE	-80	-90				(X-7)	M
-30								
-40								
-50	BEAGLES						A 100-0169	K

8 7 6 5 4 3 2 1

REV.	REVISION	DATE	APPROVED
B	0515	1/16/86	W
C	0611	2-11-86	PL
D	0701	1/1/86	PL
E	0734	1/1/86	PL
F	0810	1/1/86	PL
G	1106	1/1/86	PL

REVISIONS:

ADDED (1) 3/4" DIA. FLAT WASHERS TO HOLD LAMINATE DOWN TO BOTTOM OF CASE

ADDED (2) 3/4" DIA. FLAT WASHERS TO HOLD LAMINATE DOWN TO BOTTOM OF CASE

(1) 3/4" DIA. FLAT WASHERS TO HOLD LAMINATE DOWN TO BOTTOM OF CASE

(2) 3/4" DIA. FLAT WASHERS TO HOLD LAMINATE DOWN TO BOTTOM OF CASE

(1) 3/4" DIA. FLAT WASHERS TO HOLD LAMINATE DOWN TO BOTTOM OF CASE

(2) 3/4" DIA. FLAT WASHERS TO HOLD LAMINATE DOWN TO BOTTOM OF CASE

(1) 3/4" DIA. FLAT WASHERS TO HOLD LAMINATE DOWN TO BOTTOM OF CASE

(2) 3/4" DIA. FLAT WASHERS TO HOLD LAMINATE DOWN TO BOTTOM OF CASE

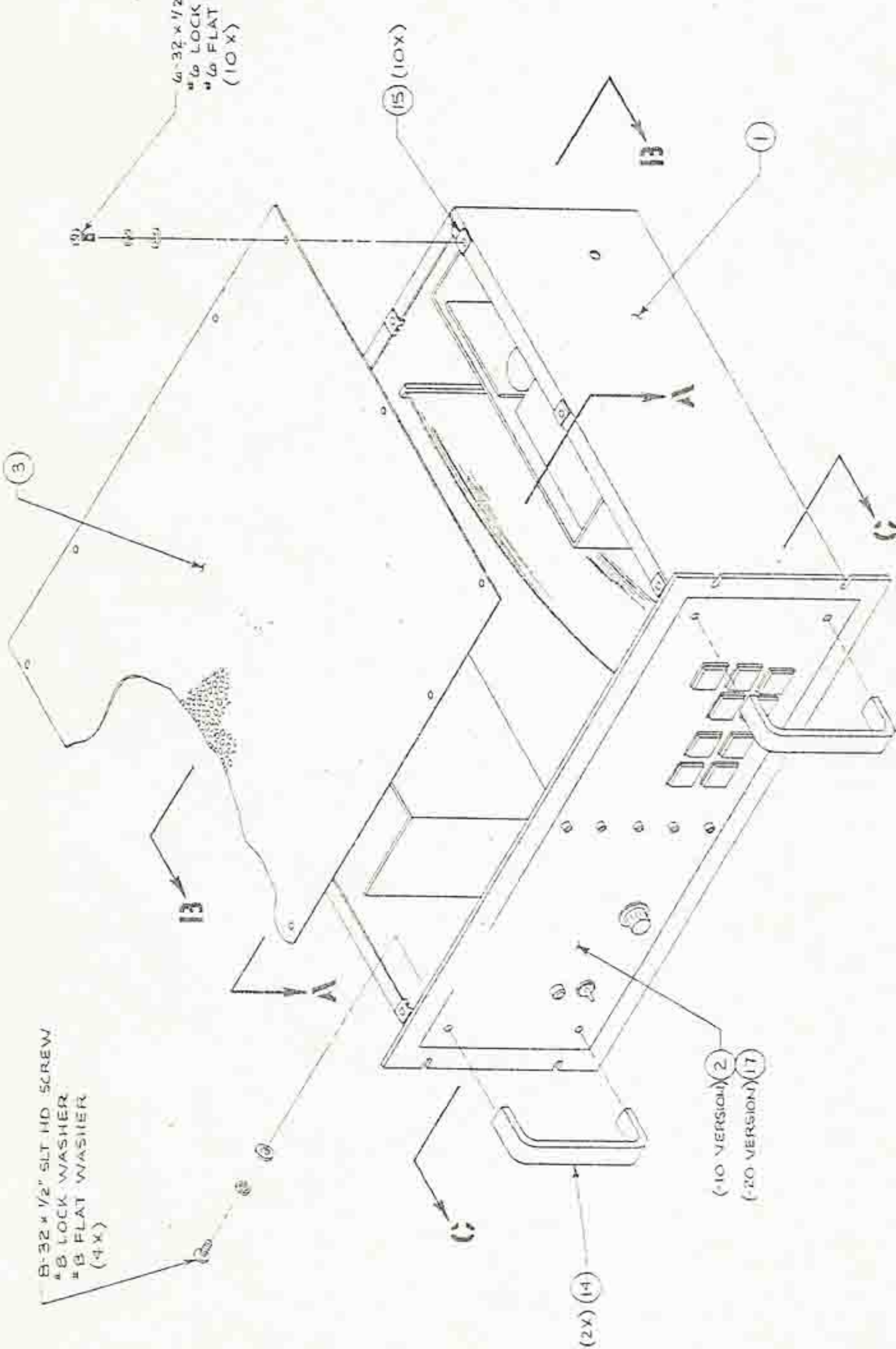
REMOVED (1) 3/4" DIA. FLAT WASHER FROM BOTTOM OF CASE

ADDED (1) 3/4" DIA. FLAT WASHER TO BOTTOM OF CASE

6-32 x 1/2" PH-PH SCREW
 #6 LOCK WASHER
 #6 FLAT WASHER
 (10 X)

B-32 x 1/2" SLT HD SCREW
 #8 LOCK WASHER
 #8 FLAT WASHER
 (4 X)

(-10 VERSION) (2)
 (-20 VERSION) (17)



8 7 6 5 4 3 2 1

REV.	REVISION	DATE	APPROVED
B	0515	1/16/86	W
C	0611	2-11-86	PL
D	0701	1/1/86	PL
E	0734	1/1/86	PL
F	0810	1/1/86	PL
G	1106	1/1/86	PL

REVISIONS:

ADDED (1) 3/4" DIA. FLAT WASHERS TO HOLD LAMINATE DOWN TO BOTTOM OF CASE

ADDED (2) 3/4" DIA. FLAT WASHERS TO HOLD LAMINATE DOWN TO BOTTOM OF CASE

(1) 3/4" DIA. FLAT WASHERS TO HOLD LAMINATE DOWN TO BOTTOM OF CASE

(2) 3/4" DIA. FLAT WASHERS TO HOLD LAMINATE DOWN TO BOTTOM OF CASE

(1) 3/4" DIA. FLAT WASHERS TO HOLD LAMINATE DOWN TO BOTTOM OF CASE

(2) 3/4" DIA. FLAT WASHERS TO HOLD LAMINATE DOWN TO BOTTOM OF CASE

(1) 3/4" DIA. FLAT WASHERS TO HOLD LAMINATE DOWN TO BOTTOM OF CASE

(2) 3/4" DIA. FLAT WASHERS TO HOLD LAMINATE DOWN TO BOTTOM OF CASE

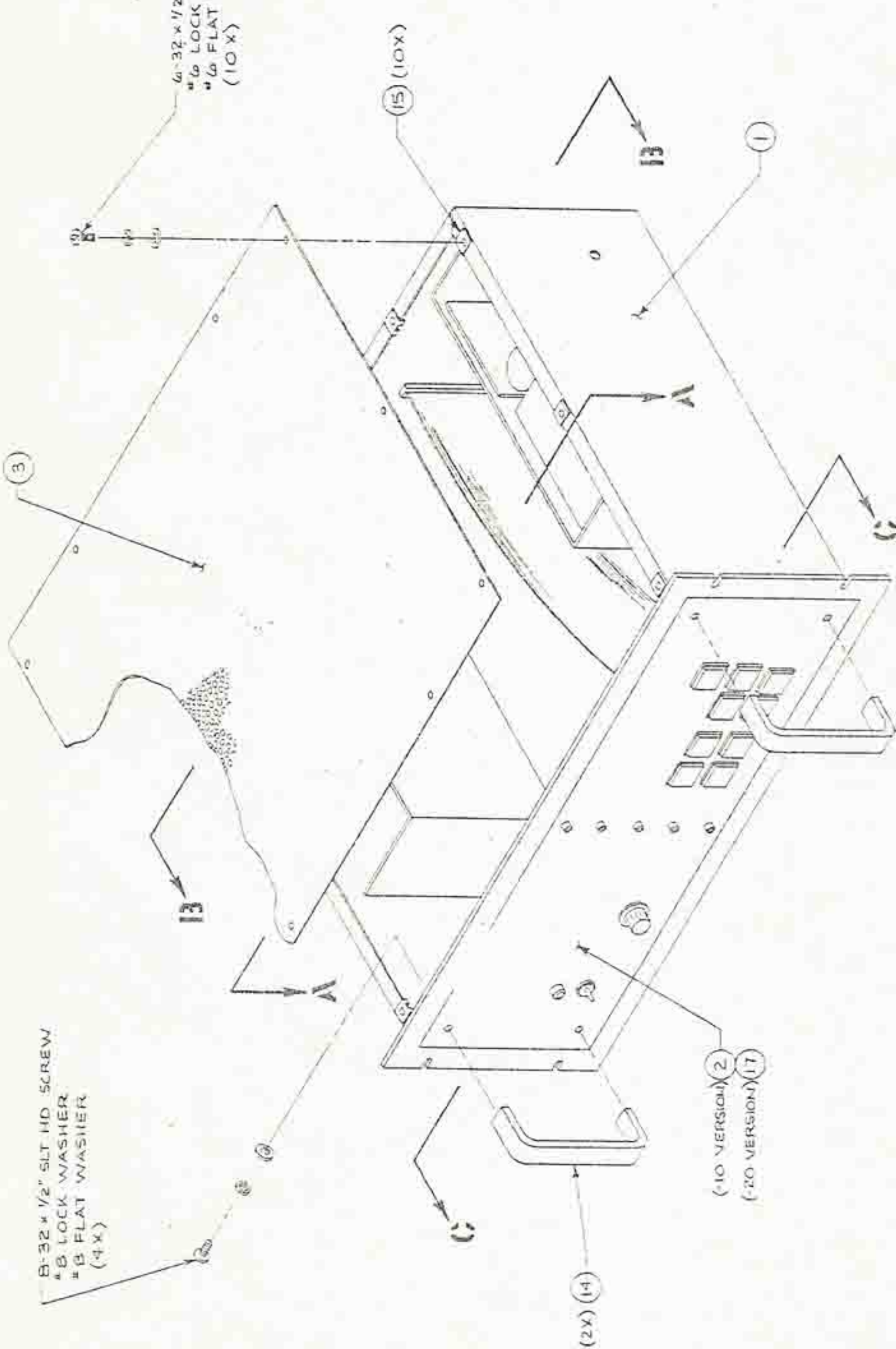
REMOVED (1) 3/4" DIA. FLAT WASHER FROM BOTTOM OF CASE

ADDED (1) 3/4" DIA. FLAT WASHER TO BOTTOM OF CASE

B-32 x 1/2" SLT HD SCREW
 #8 LOCK WASHER
 #8 FLAT WASHER
 (4 X)

6-32 x 1/2" PH-PH SCREW
 #6 LOCK WASHER
 #6 FLAT WASHER
 (10 X)

(-10 VERSION) (2)
 (-20 VERSION) (17)



OUTSTANDING ECNs

Fitec Inc. Therette Inc.
 18860 Bullock Road
 Cupertino, CA 95014

100 FOOT SCALE
 DRAWING
 DRAWN BY
 L. FORTÉ

DATE

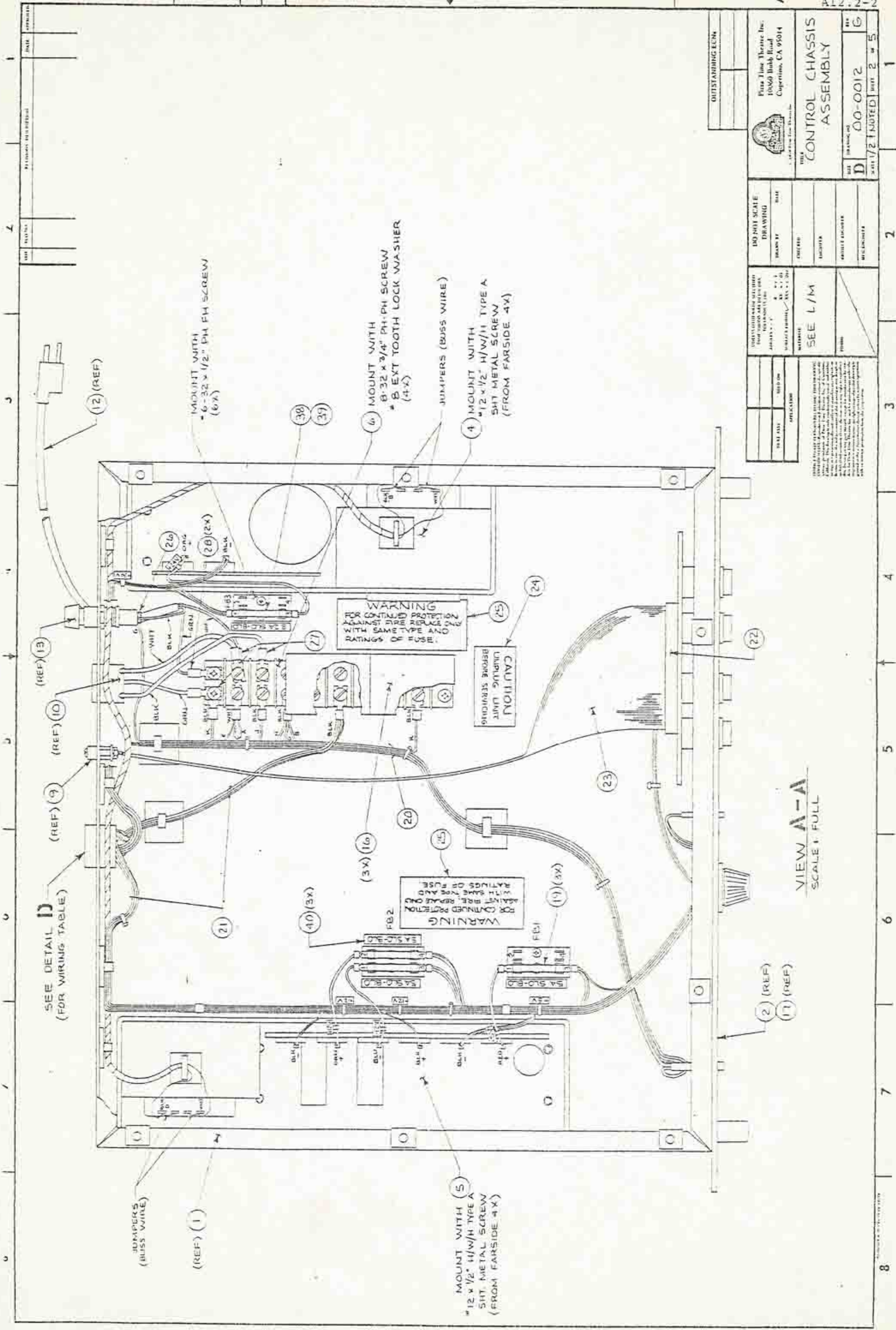
PROJECT

SEE L/M

CONTROL CHASSIS ASSEMBLY

REV. 00-0012

SHEET 1 / 2 TOTAL SHEETS



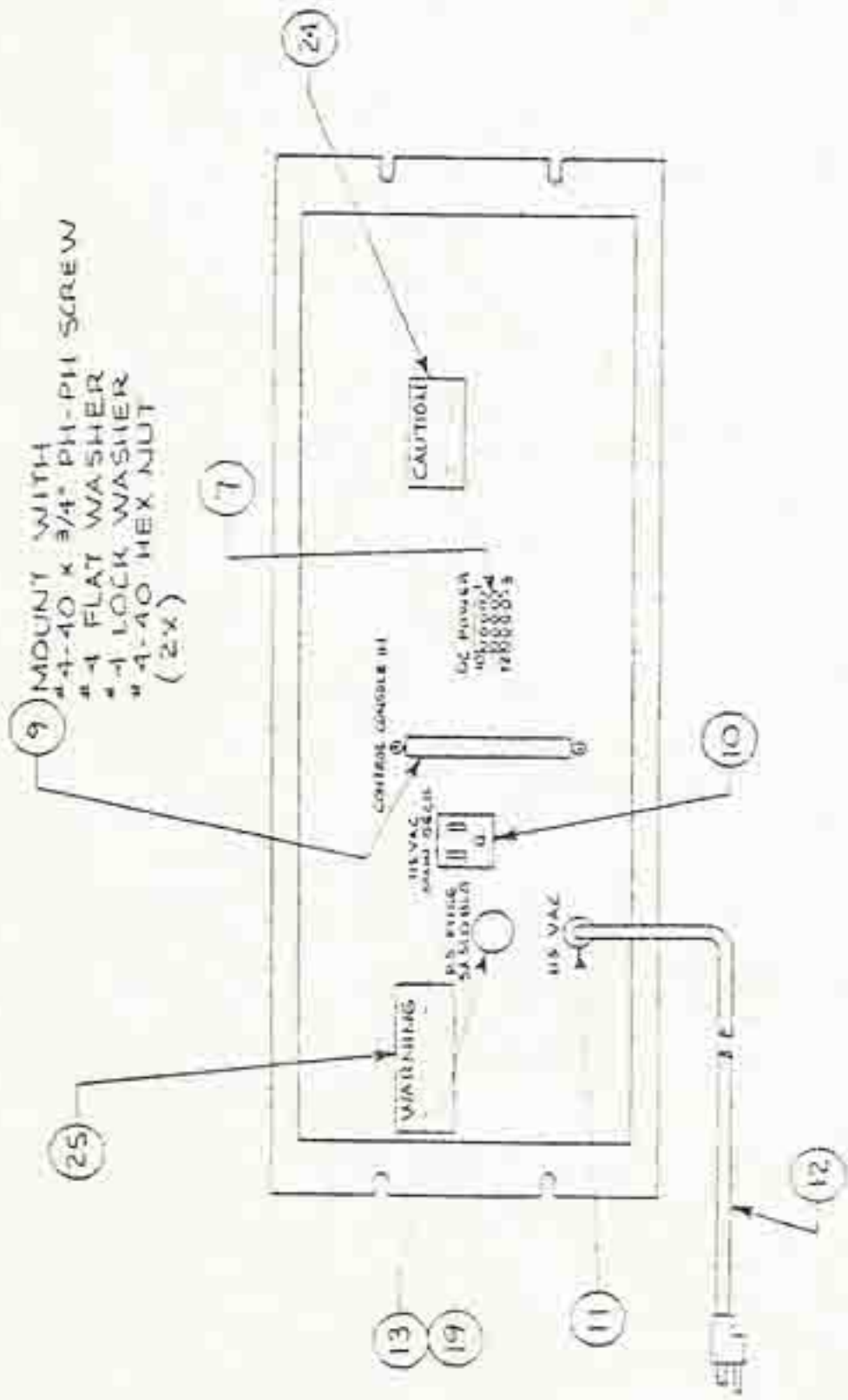
OUTSTANDING ECHS	
DO NOT SCALE DRAWING	DATE
DRAWN BY	CHECKED
DESIGNED BY	APPROVED
WARRANTY	WORKSHEET
REVISIONS	SEE L/M
DATE	NO. OF SHEETS
NO. OF SHEETS	OF

CONTROL CHASSIS ASSEMBLY
 PART 2 OF 5
 DRAWING NO. 00-0012

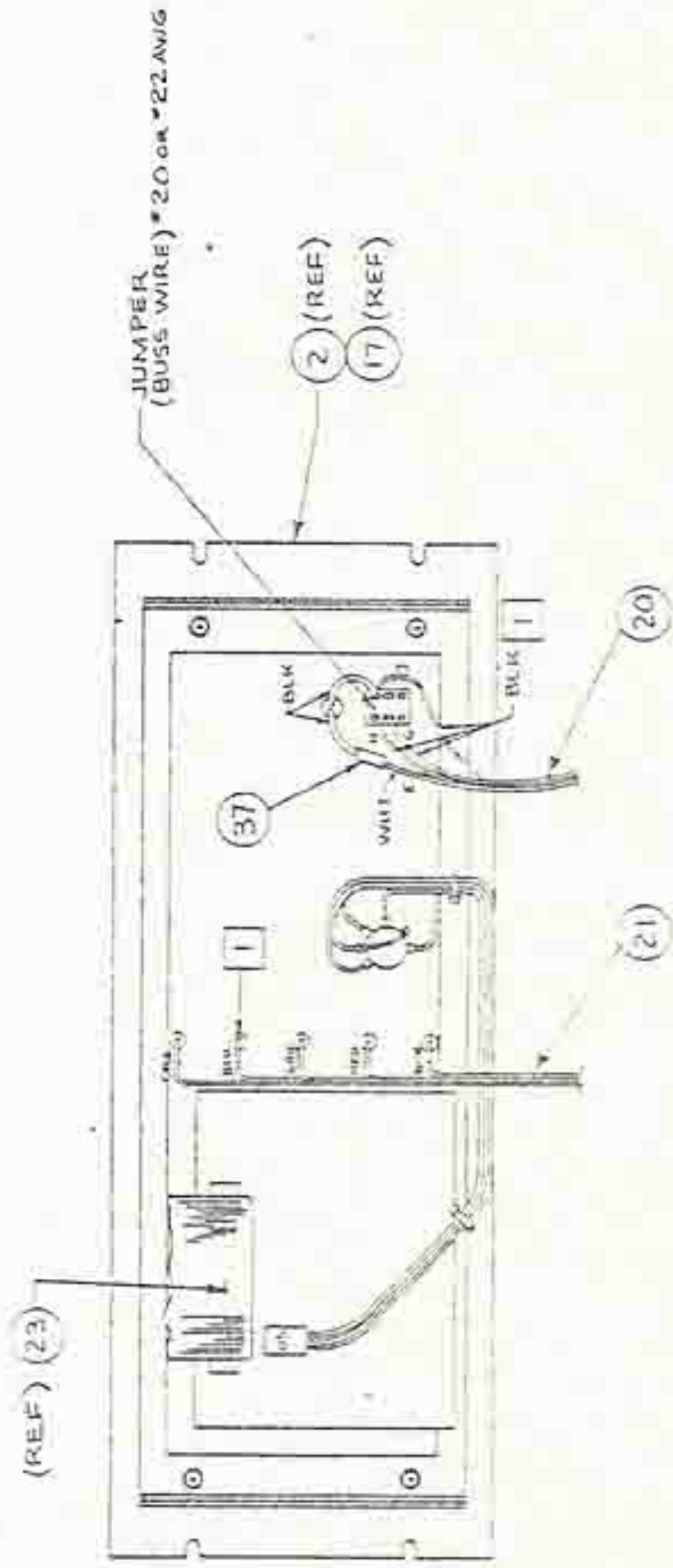
THE QUALITY OF THIS PRODUCT IS GUARANTEED BY THE MANUFACTURER.
 THE MANUFACTURER SHALL NOT BE RESPONSIBLE FOR THE CONSEQUENCES OF THE USE OF THIS PRODUCT.
 THE USER SHALL BE RESPONSIBLE FOR THE PROPER USE AND MAINTENANCE OF THIS PRODUCT.
 THE USER SHALL BE RESPONSIBLE FOR THE PROPER USE AND MAINTENANCE OF THIS PRODUCT.

Price Line Thermostats Inc.
 16069 Binky Road
 Cupertino, CA 95014

1 2 3 4 5 6 7 8



VIEW 13-13



NOTE:
[1] USE SHRINK TUBING ON ALL WIRING ON SWITCHES. SHRINK TUBE ALL UNWIRED LEGS ON SWITCHES.

VIEW 13-14

DETAIL D

WIRING DIAGRAM FOR ITEM 21 - DC HARNESS ASSEMBLY

FROM		TO	
PART NUMBER	PIN # - OR TERMINAL POSITION	PART NUMBER	PIN # - OR TERMINAL POSITION
550-0004	5	100-0005	+12V (-TERM.)
550-0004	2	B30-0002	FB2-4
550-0004	8	B30-0002	FB2-3
550-0004	11	700-0005	-12V (+TERM.)
550-0004	7	700-0005	+5V (+TERM.)
550-0004	10	700-0005	+5V (-TERM.)
550-0004	1	B30-0002	FB1-3
550-0004	4	B30-0002	FB1-3
550-0004	3	B30-0010	FB3-1
550-0004	6	B30-0010	FB3-1
550-0004	12	700-0004	+24V (-TERM.)
550-0004	9	700-0004	+24V (-TERM.)
700-0005	+12V (-TERM.)	580-0009	5
700-0005	-12V (+TERM.)	580-0009	5
700-0005	+5V (-TERM.)	580-0009	5
700-0004	+24V (-TERM.)	580-0009	5
700-0005	+12V (-TERM.)	TEST POINT	GND
B30-0002	FB2-4	TEST POINT	+12VDC
B30-0002	FB2-3	TEST POINT	-12VDC
B30-0002	FB1-3	TEST POINT	+5VDC
B30-0010	FB3-1	TEST POINT	+24VDC
B30-0002	FB1-1	700-0005	15V (+TERM.)
B30-0002	FB2-1	700-0005	-12V (-TERM.)
B30-0002	FB2-2	700-0005	+12V (+TERM.)
B30-0010	FB3-3	700-0004	+24V (+TERM.)

DO NOT SCALE
DRAWN BY
CHECKED BY
DATE

100% INSPECTION REQUIRED
UNLESS OTHERWISE SPECIFIED
DIMENSIONS IN PARENT PARENTHESIS
APPLY TO ALL DIMENSIONS
UNLESS OTHERWISE SPECIFIED

WIRING DIAGRAM

SEE L/M

DATE: 10/1/72

REV: 5

REV: 4

REV: 3

REV: 2

REV: 1

Part Time Theoret Inc.
10060 Buika Road
Cupertino, CA 95014

CONTROL CHASSIS ASSEMBLY

00-0012

LIST OF MATERIALS



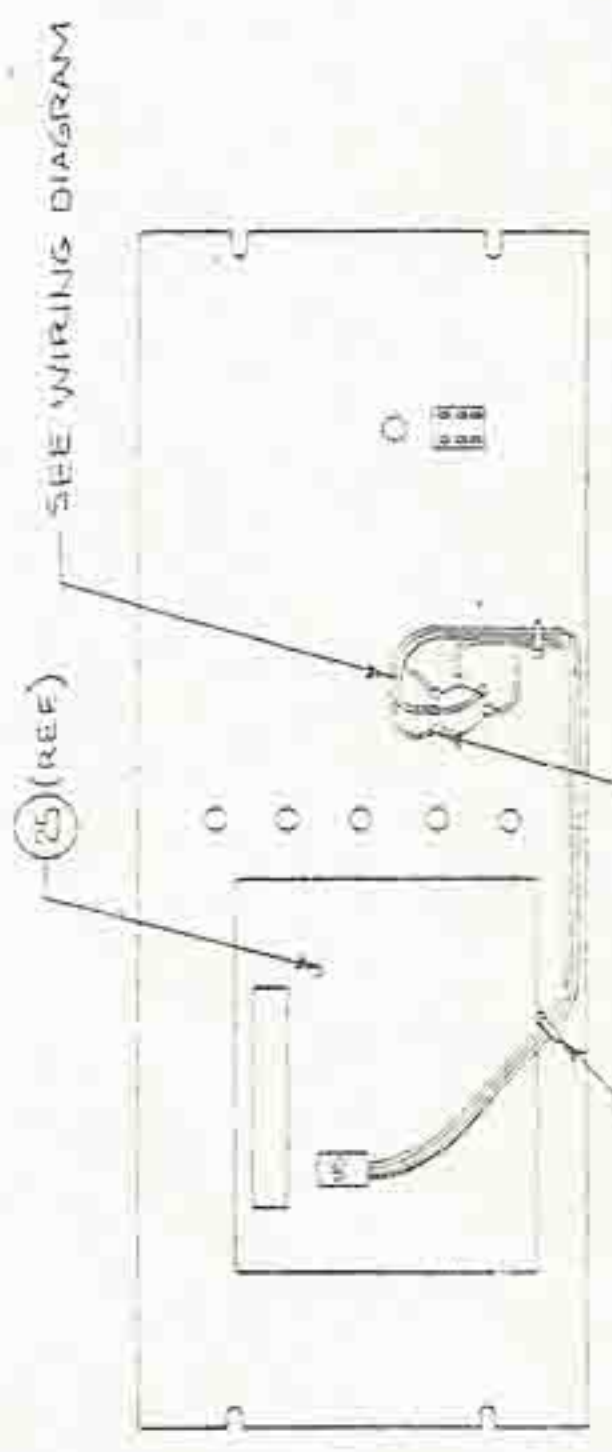
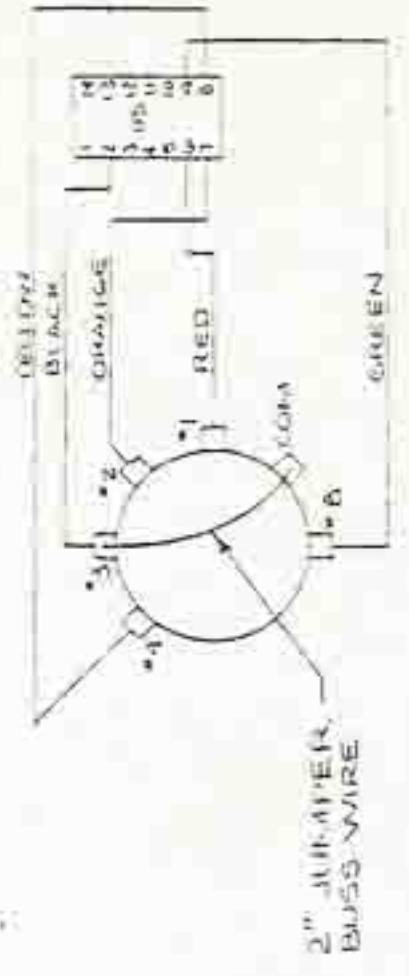
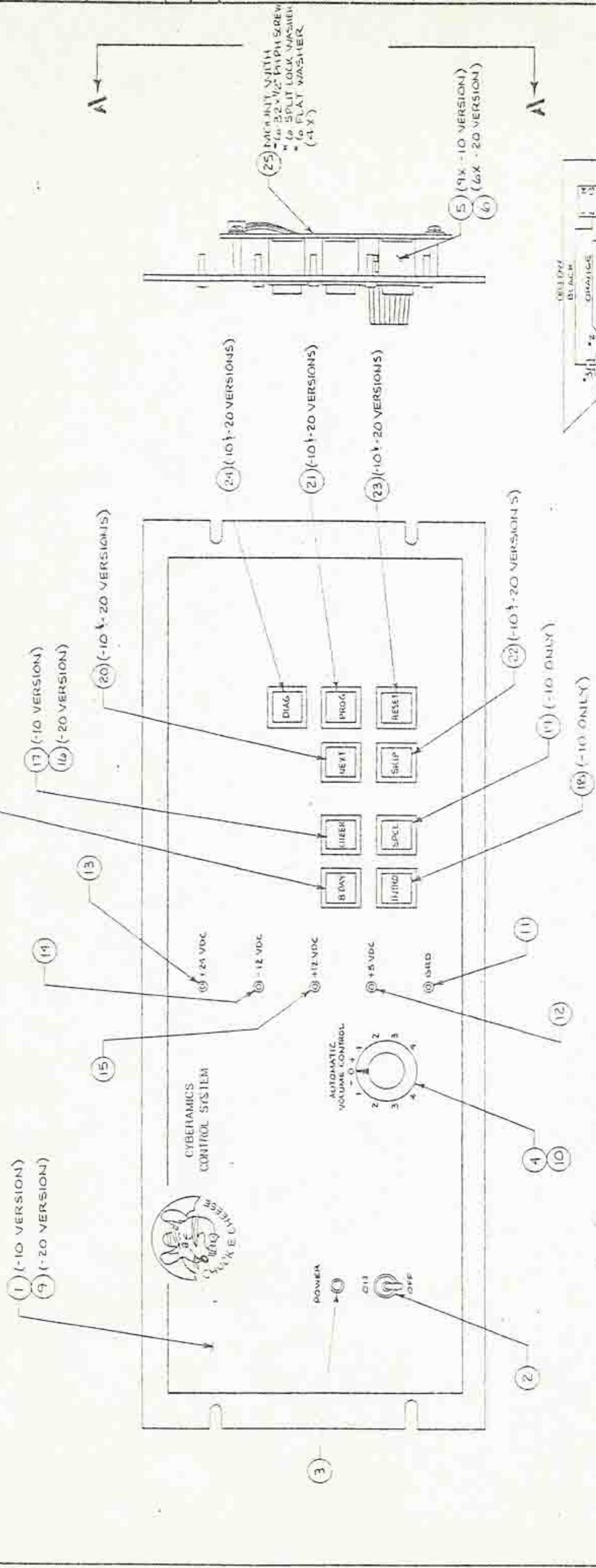
REV

ITEM	PART NUMBER										REFERENCE	DESCRIPTION	L/M		
	90	80	70	60	50	40	30	20	10						
1								1	1				CHASSIS FABRICATION	-	
2								-	1				FRONT PANEL ASSY	YES	
3								1	1				TOP COVER	-	
4								1	7				POWER SUPPLY-24V	-	
5								1	7				POWER SUPPLY-LOGIC	-	
6								1	5				TERMINAL BLOCK-8 POS	-	
7								1	5				CONN-12 POS.-RECEPT.	-	
8															
9								1	5				50 PIN CONN.- PLUG	-	
10								1	5				AC RECPT.-SNAPIN-WIRE	-	
11								1	5				STRAIN RELIEF	-	
12								1	7				AC LINE CORD	-	
13								1	5				FUSE HOLDER	-	
14								2	5				HANDLES	-	
15								10	10				"J" NUT # 6-32	-	
16								3	3				TERM. BLOCK COVER	-	
17								1	-				FRONT PANEL ASSY	YES	
18															
19								4	4				FUSE BAG 5AMP SLOBD	-	
20								1	1				AC HARNESS ASSY	YES	
21								1	1				DC HARNESS ASSY	YES	
22								1	1				50 PIN CONN.-SOCKET	-	
23								18	18				50 COND. FLAT CABLE	-	
	USED ON												TITLE		
-10	00-0169-10													CONTROL CHASSIS ASSEMBLY	REV
-20	00-0169-20														
-30															
-40															
-50															

SHT 4 OF 4

A 0000012 + G

REV	DATE	BY	DESCRIPTION
B	0518		DESIGNED TO MEET B ADDENDUM
C	0549		REVISED TO ADD NEW DRAWING
D	0612		REVISED TO ADD NEW DRAWING
E	0750		REVISED TO ADD NEW DRAWING



NOTES:
 [1] USE SHRINK TUBING ON ALL WIRING TO ROTARY SWITCH AND ALL UNWIRED LEGS ON SWITCH.

WIRING DIAGRAM

DO NOT SCALE DRAWING DRAWN BY: L. FORTY CHECKED BY: [Signature] DATE: 4/24/52	FRONT PANEL ASSEMBLY DRAWING NO: 00-0021-10 REV: D PART 1 of 2
--	---

PULL TIME THEATRE INC.
 40000 Hillside Road
 Cupertino, CA 95014

LIST OF MATERIALS



REV

00-0021-E

ITEM	90	80	70	60	50	40	30	20	10	PART NUMBER	REFERENCE	DESCRIPTION	L/M
1								-	1	01-0072-01		FRONT PANEL - CYBER.	-
2								1	1	570-0002-01		SWITCH, TOGGLE DPDT 6AMP	-
3								1	1	840-0001-01		NEON LIGHT 115VAC W/RES.	-
4								1	1	570-0001-01		SWITCH, ROTARY, 10POS BCD	-
5								6	9	570-0005-01		SWITCH, MOM PUSHBUTTON	-
6								6	9	840-0003-01		LAMP	-
7													
8													
9								1	-	01-0072-02		FRONT PANEL - DOLLI	-
10								1	1	580-0001-01		KNOB, CONTROL	-
11								1	1	580-0003-01		TEST POINT - BLACK	-
12								1	1	580-0002-01		TEST POINT - RED	-
13								1	1	580-0003-01		TEST POINT - ORANGE	-
14								1	1	580-0003-01		TEST POINT - BLUE	-
15								1	1	580-0002-01		TEST POINT - GREEN	-
16								1	1	01-0026-01		ENGRAVING SPEC - B'DAY	-
17								-	1	01-0026-02		ENGRAVING SPEC - CHEER	-
18								-	1	01-0026-03		ENGRAVING SPEC - INTRO	-
19								-	1	01-0026-04		ENGRAVING SPEC - SPCL	-
20								1	1	01-0026-05		ENGRAVING SPEC - NEXT	-
21								1	1	01-0026-06		ENGRAVING SPEC - PROG	-
22								1	1	01-0026-07		ENGRAVING SPEC - SKIP	-
23								1	1	01-0026-08		ENGRAVING SPEC - RESET	-

USED ON	REV	QTY	UNIT	TITLE
-10	00-0012-10			
-20	00-0012-20			FRONT PANEL ASSEMBLY
-30				
-40				
-50				

LIST OF MATERIALS

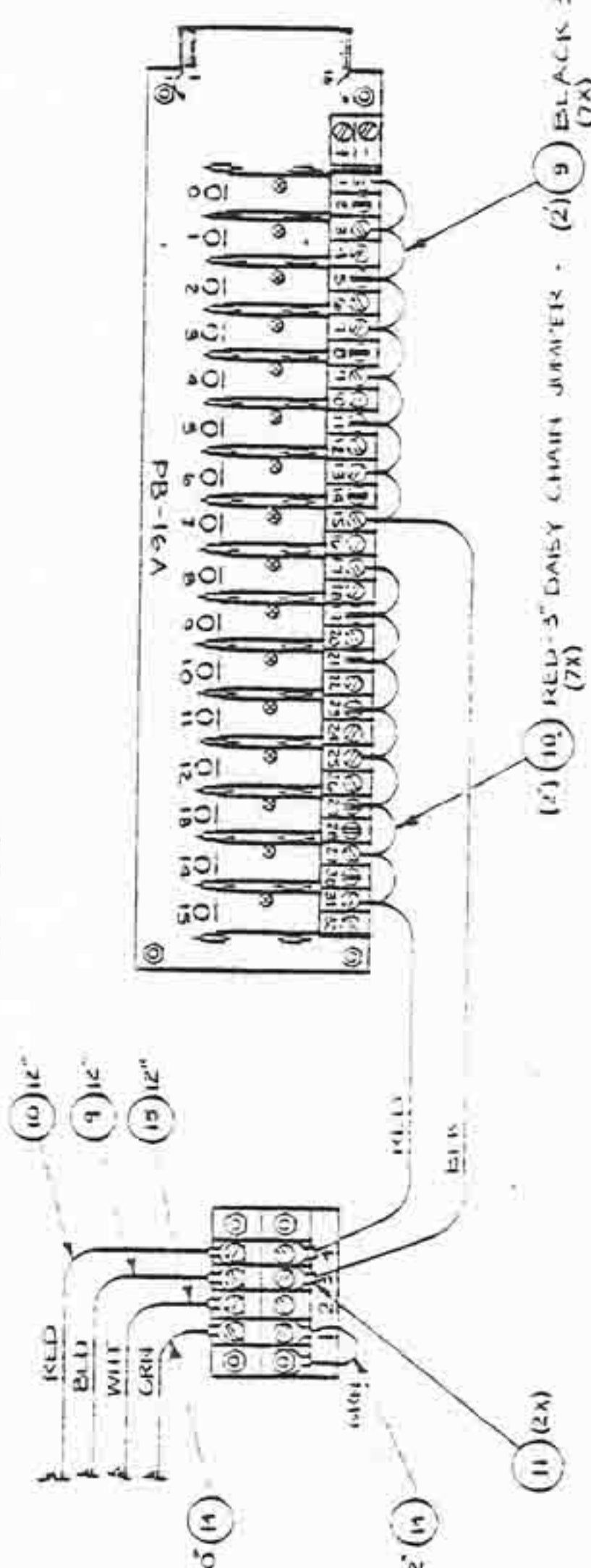
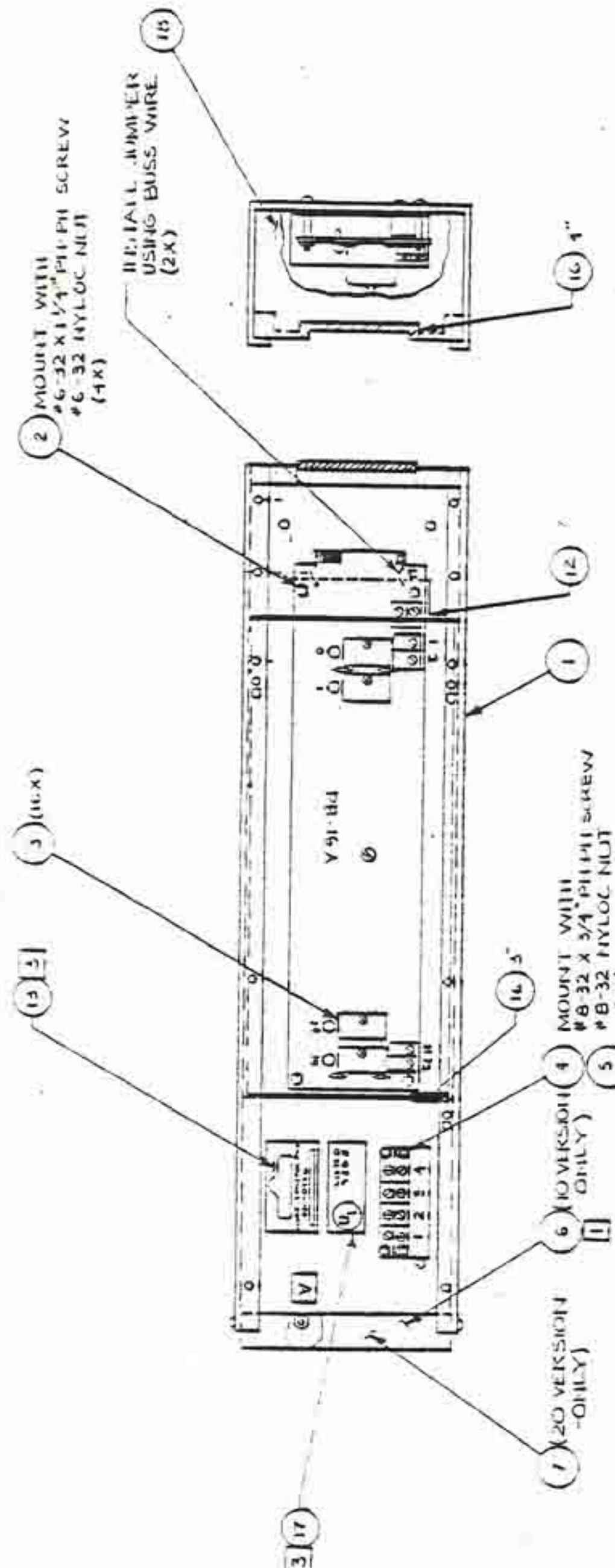


REV 00-06-21 E

ITEM	PART NUMBER										REFERENCE	DESCRIPTION	L/M
	90	80	70	60	50	40	30	20	10				
24								1	1	01-0262-09		ENGRAVING SPEC - DIAG	-
25								1	1	06-0007-20		PCB ASSY	YES
26								1'	7	50-001-01		SHRINK TUBING	-
27								22	76	0007-01		TIE WRAP	-

USED ON	REV	TITLE
-10		
-20		
-30		
-40		
-50		
	ECO	FRONT PANEL ASSEMBLY
	REV	A 100-0021 E

REV	DESCRIPTION	DATE	BY
0571	RELEASE TO PRODUCTION		
A	UP ITEM-B TO LAMP CONTROL ASSY. WIRE REV TO STRAIGHTEN UP WIRE. WIRE REV TO STRAIGHTEN UP WIRE.		PH
D	CREATE NEW EX-OPT-20 VER-10. WIRE REV TO STRAIGHTEN UP WIRE.		PH
C	ADDED - BOM REVISION (ENTERED)		PH
D	ADDED - BOM REVISION (ENTERED)		PH



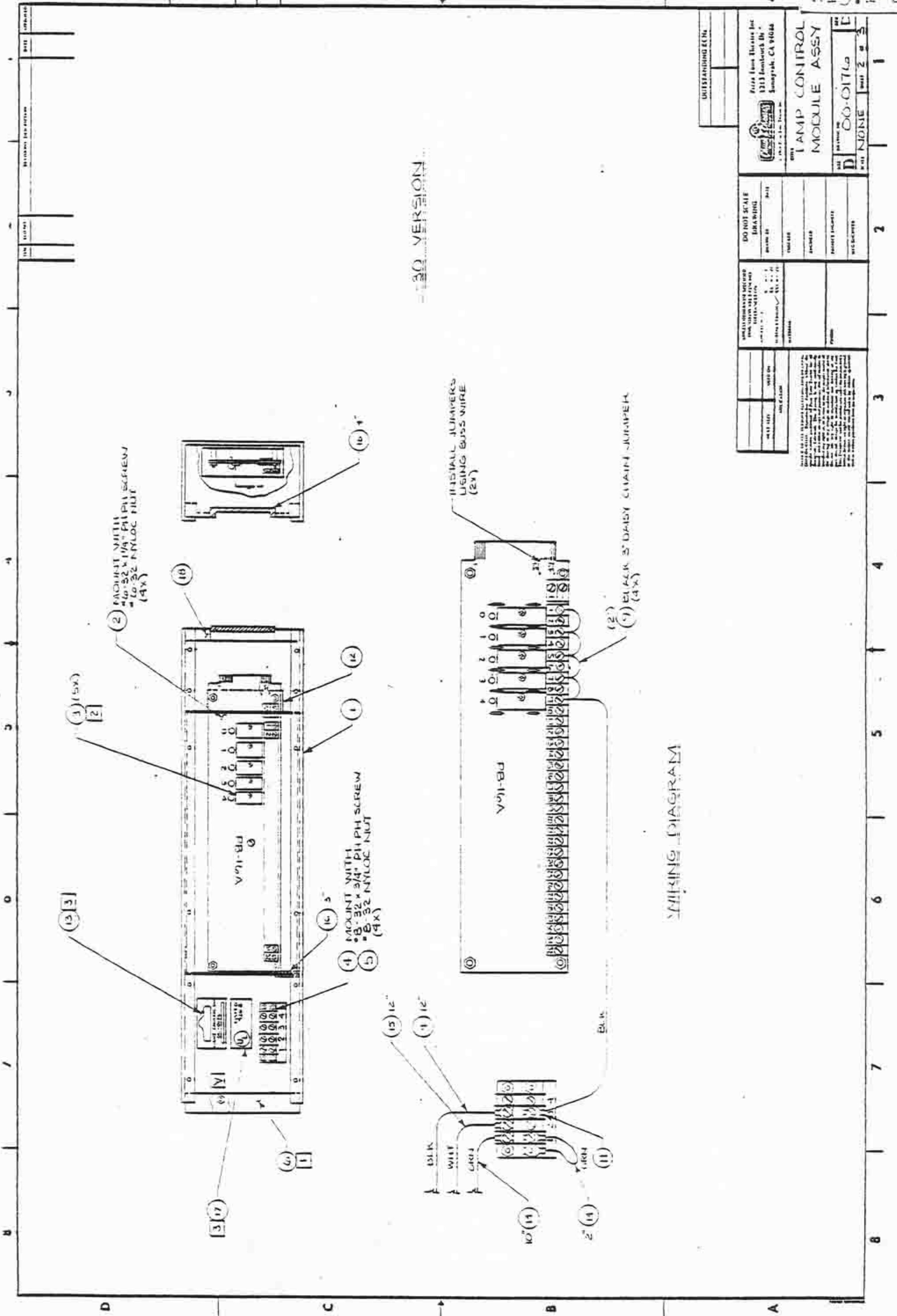
WIRING DIAGRAM

- NOTE:
- USE SUPPLIED #6-32 FASTENERS TO MOUNT ON TO BUTTER. INSTALL REMAINING FASTENERS IF UNSURE. CONNECTOR HOLES FOR FUTURE INSTALLATION.
 - ONE SWITCHING MOD (ITEM 3) TO BE SHIPPED WITH ASSY AS A SPARE ON -50 VERSION.
 - PLACE ITEMS 13 (17 ON SHIP TOP 3 AND 2 OF 3 APPROX WHERE SHOWN ON THIS LAMP CONTROL ASSEMBLY.

-10 5 -20 VERSIONS
(-10 VERSION SHOWN)

DO NOT SCALE DRAWING DATE: 1/15/61 BY: PH	PARTS LIST PART NO. 00-0176 QTY 1 UNIT D
DRAWING NO. 00-0176 REV. 1 DATE 1/15/61 BY PH	PARTS LIST PART NO. 00-0176 QTY 1 UNIT D
DRAWING NO. 00-0176 REV. 1 DATE 1/15/61 BY PH	PARTS LIST PART NO. 00-0176 QTY 1 UNIT D

LAMP CONTROL
 MODULE ASSY
 00-0176
 1



30 VERSION

WIRING DIAGRAM

UNITS REQUIRED: 2 CH

Price from The Radio Shack
1313 Lombard Dr.
Sunnyvale, CA 94088

TAMP CONTROL
MODULE ASSY

DATE: 00-0176

REV: NONE

DO NOT SCALE DRAWING

SCALE: 1" = 1"

DATE: 11/88

DESIGNED BY: []

CHECKED BY: []

APPROVED BY: []

DATE: []

REVISIONS:

NO. 1: []

NO. 2: []

NO. 3: []

NO. 4: []

NO. 5: []

NO. 6: []

NO. 7: []

NO. 8: []

NO. 9: []

NO. 10: []

NO. 11: []

NO. 12: []

NO. 13: []

NO. 14: []

NO. 15: []

NO. 16: []

NO. 17: []

NO. 18: []

NO. 19: []

NO. 20: []

NO. 21: []

NO. 22: []

NO. 23: []

NO. 24: []

NO. 25: []

NO. 26: []

NO. 27: []

NO. 28: []

NO. 29: []

NO. 30: []

THIS DRAWING IS THE PROPERTY OF THE RADIO SHACK CORPORATION. IT IS TO BE USED ONLY FOR THE PURPOSES SPECIFIED HEREIN. IT IS NOT TO BE REPRODUCED, COPIED, OR TRANSMITTED IN ANY FORM OR BY ANY MEANS, ELECTRONIC OR MECHANICAL, INCLUDING PHOTOCOPYING, RECORDING, OR BY ANY INFORMATION STORAGE AND RETRIEVAL SYSTEM, WITHOUT THE WRITTEN PERMISSION OF THE RADIO SHACK CORPORATION.

LIST OF MATERIALS

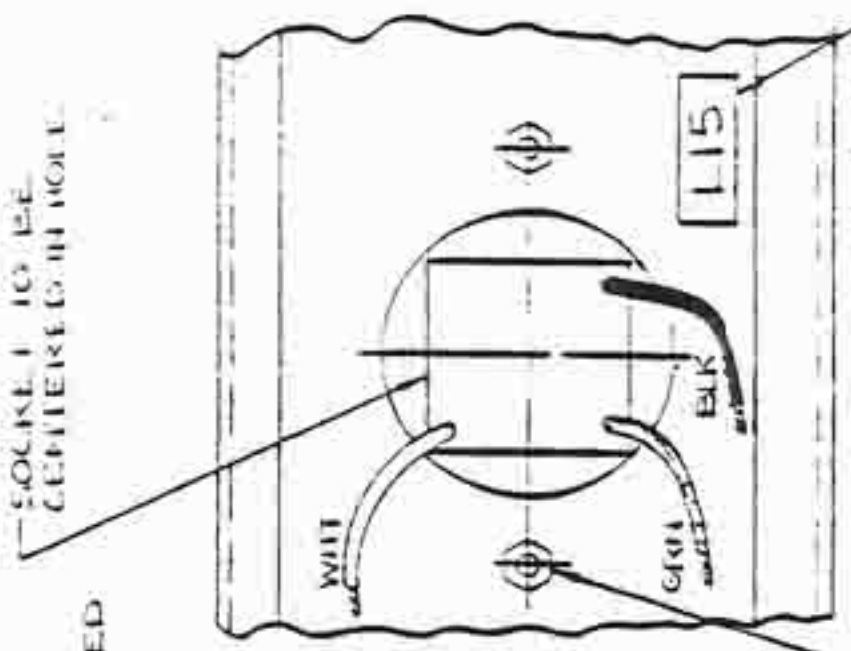
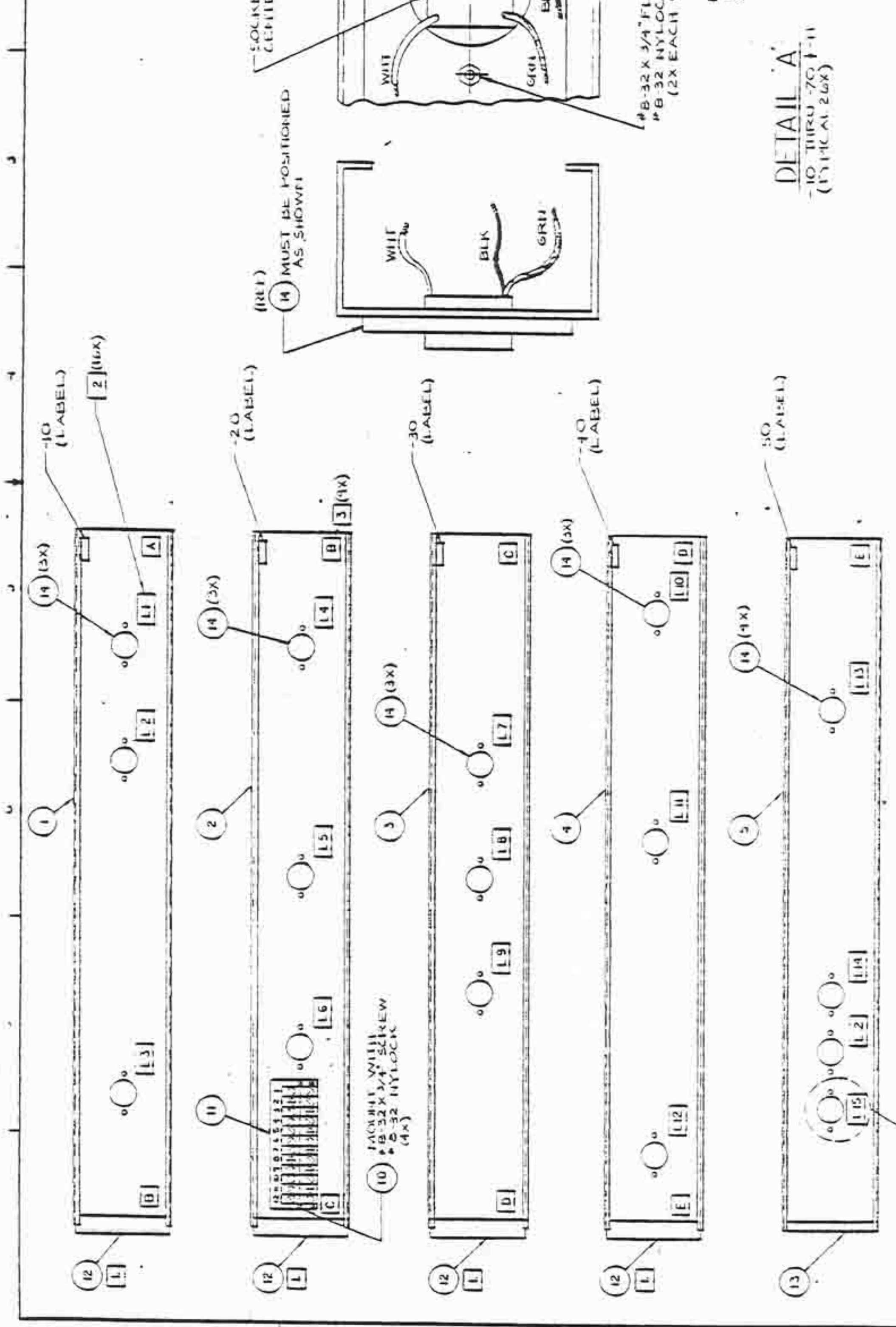


REV

ITEM	90	80	70	60	50	40	30	20	10	PART NUMBER	REFERENCE	DESCRIPTION	L/M
1						1	1	1	1	01-0287-01		LAMP CONTROL SECTION	-
2						1	1	1	1	00-0083-01	PB16A	16 POS SWITCHING UNIT	-
3						6	16	16	16	00-0084-01		AC SWITCHING MOD. OAC24A	-
4						1	1	1	1	00-0047-01		TERM BLOCK 4 POS.	-
5						1	1	1	1	00-0048-01		MARKER STRIP	-
6						1	1	1	1	00-0031-01		GUTTER, CONNECTOR TM /HDWR	-
7						1	1	1	1	00-0032-01		GUTTER, END CAP	-
8													
9						3	3	3	3	00-0026-01		#14 AWG STRANDED THHN WIRE - BLK	BLK
10						3	3	3	3	00-0026-02		#14 AWG STRANDED THHN WIRE - RED	RED
11						6	8	8	8	00-0016-01		SPADE LUG #10	-
12						1	1	1	1	00-0034-01		PANEL LAMP CONTROL DIVIDER	-
13						1	1	1	1	00-0061-01		LABEL - LIGHT CONTROL MODULE	-
14						1	1	1	1	00-0026-03		#14 AWG STRANDED THHN WIRE - GRN	-
15						1	1	1	1	00-0026-04		#14 AWG STRANDED THHN WIRE - WHT	-
16						7	7	7	7	00-0035-01		ALLIGATOR GROMMET -.052	-
17						1	1	1	1	00-0045-01		LABEL - UL LIGHT BAR ASSY	-
18						1	1	1	1	00-0049-01		GUTTER END CAP W/CUT OUT	-

USED ON	REV	REV	REV	REV	REV	TITLE	SHT # OF 13
-10	00-0178	-70				LAMP CONTROL	
-20	00-0179	-80				MODULE ASSY	
-30	00-0264	-90					
-40							
-50							

REV	DATE	DESCRIPTION
5574		RELEASE TO PRODUCTION
A	0723	ADDED H.A.E. 50 VERSION
B	0725	ITEMS B&S WERE CHANGED FROM 0285 TO 0212
C	0785	ADDED ITEM 18 TO LO VERSION
D	11/108	ADDED -11 VERSION



DETAIL A
-10 THRU -50 (1X)
(TYPICAL 26X)

A NOTE: [1] USE SUPPLIED #32 FASTENERS TO MOUNT ON TO COVER. INSTALL REMAINING FASTENERS IN UNUSUAL CORNER HOLES FOR FUTURE INSTALLATION.
[2] LABEL EACH SOCKET WITH APPROPRIATE LETTER.
[3] LETTER EACH END OF GUTTER WITH APPROPRIATE LETTER PER ASSEMBLY DRAWING.

OUTSTANDING ECNs

00-0264	DATE	APPROVAL
00-0174		
00-0175		

DO NOT SCALE DRAWING

DATE: 12/23/45

DESIGNED BY: X.T. G. / J.S. / H.V.

CHECKED BY: J.S. / H.V.

APPROVED BY: J.S. / H.V.

SEE L/M

PRODUCTION INFORMATION

ISSUED: 11/10/48


QUANTITY: 1000

BY: HONE

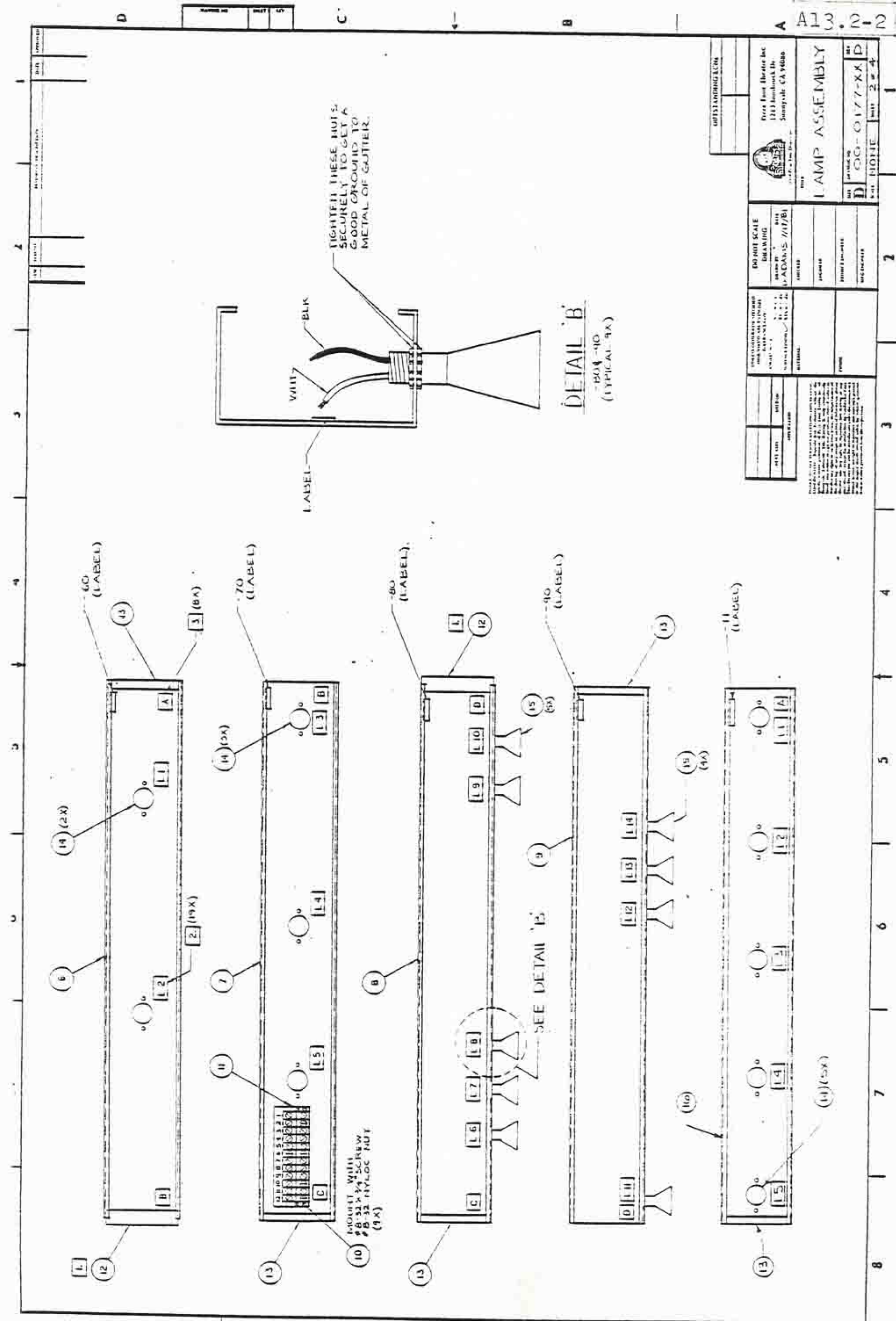
DATE: 11/10/48

PROJECT: LAMP ASSEMBLY

REV: 1



00-0177-XX	REV	1
00-0177-XX	REV	1



DETAIL B
 -90X-90
 (TYPICAL 9X)

OUTSTANDING LEADS FIRE FIGHT BATTERY INC 1213 BROADWAY DR SAN JOSE, CA 95128	
LAMP ASSEMBLY	
DO NOT SCALE DRAWING PROJECT: 13-AD-15-117/B1 SHEET: 2 OF 4	DATE: 11/78 DRAWN BY: [] CHECKED BY: [] APPROVED BY: []

THIS DRAWING IS THE PROPERTY OF FIRE FIGHT BATTERY INC. IT IS TO BE USED ONLY FOR THE PROJECT AND SHEET IDENTIFIED HEREON. IT IS NOT TO BE REPRODUCED, COPIED, OR TRANSMITTED IN ANY FORM OR BY ANY MEANS, ELECTRONIC OR MECHANICAL, INCLUDING PHOTOCOPYING, RECORDING, OR BY ANY INFORMATION STORAGE AND RETRIEVAL SYSTEM, WITHOUT THE WRITTEN PERMISSION OF FIRE FIGHT BATTERY INC.

REV

00-0177

D

DESCRIPTION

REFERENCE

PART NUMBER

ITEM 90 80 70 60 50 40 30 20 10

L/M

1										01-028601										LAMP SECTION - FRT. RT.	-
2										01-028602										- FT. RT. CNTR.	-
3										01-028603										- FT. CNTR.	-
4										01-028604										- FT. LT. CNTR.	-
5										01-028605										- FRT. LT.	-
6										01-028606										- FLOOD RT.	-
7										01-028607										- FLOOD LT.	-
8										01-032501										- SPOT RT.	-
9										01-032502										LAMP SECTION - SPOT LT.	-
10										580004901										TERM BLK. - 12 POS	-
11										580005001										MARKER STRIP	-
12										60003101										GUTTER CONNECTOR	-
13										60003201										GUTTER END CAP	-
14										70008601										HALO LIGHT FIXTURE	-
15										70008701										HUBBLE LIGHT FIXTURE	-
16										01-028608										LAMP SECTION - CAB	-

TITLE

LAMP ASSY

REV

A 00-0177 + D

SHT 3 OF 4

LIST OF MATERIALS



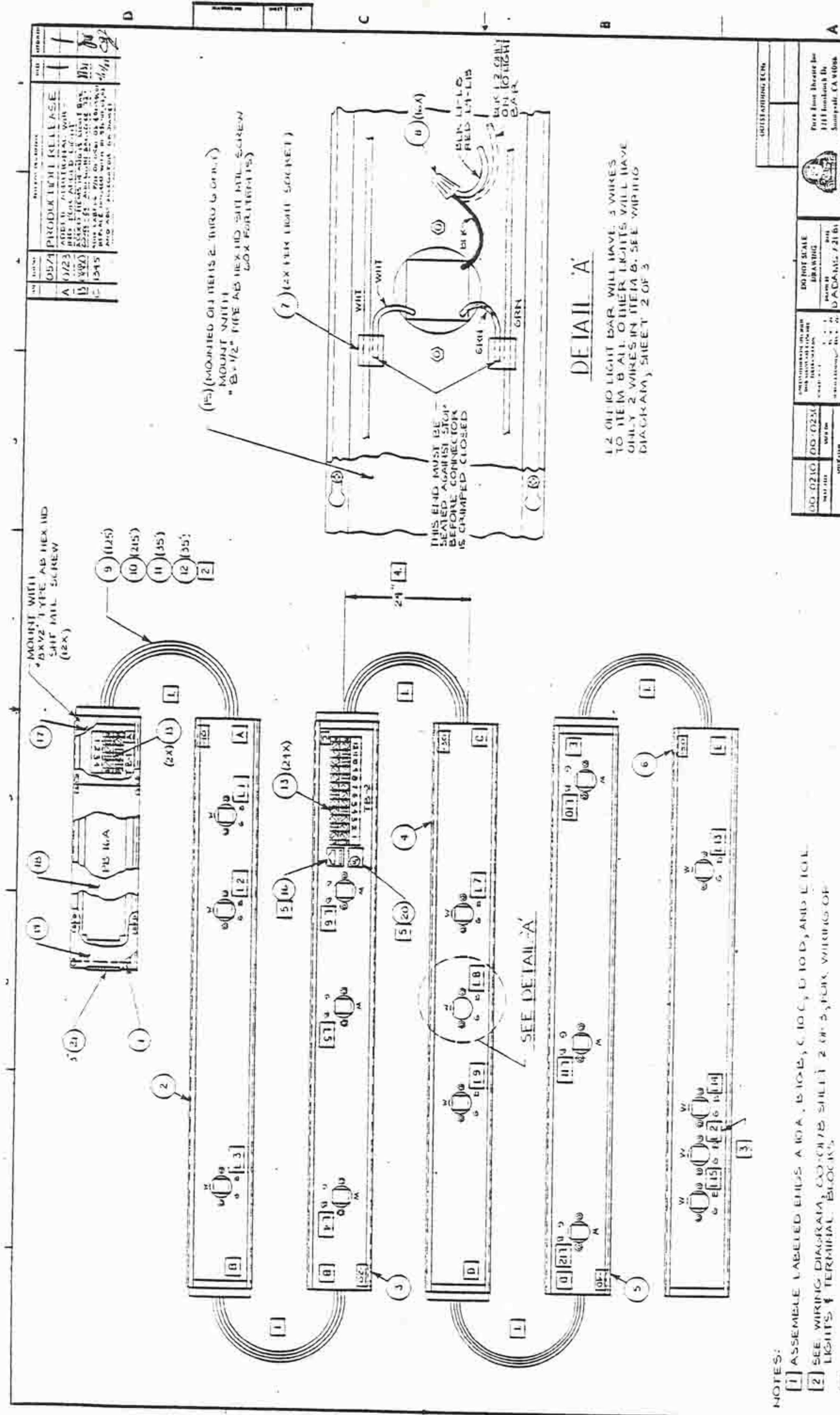
LIST OF MATERIALS



ITEM	91	84	71	61	51	41	31	21	11	PART NUMBER	REFERENCE	DESCRIPTION	REV	D
1										01-028601		LAMP SECTION - FRT. RT.		
2										01-028602		- FT. RT. CNTR.		
3										01-028603		- FT. CNTR.		
4										01-028604		- FT. LT. CNTR.		
5										01-028605		- FT. LT.		
6										01-028606		- FLOOD RT.		
7										01-028607		- FLOOD LT.		
8										01-032501		- SPOT RT.		
9										01-032502		LAMP SECTION - SPOT LT.		
10								5	580004901		TERM BLK - 12 POS.			
11									580005001		MARKER STRIP			
12									660003101		GUTTER CONNECTOR			
13								1	660003201		GUTTER END CAP			
14								5	700008601		HALO LIGHT FIXTURE			
15									700008701		HUBBLE LIGHT FIXTURE			
16								1	01-028608		LAMP SECTION - CAB.			
17									800007401		CONDUIT, LOCK NUT			

USED ON	REV	TITLE
-60	00-0179	
-70	00-0179	
-80	00-0179	
-90	00-0179	
-11	00-0264	
-50	00-0178	LAMP ASSY

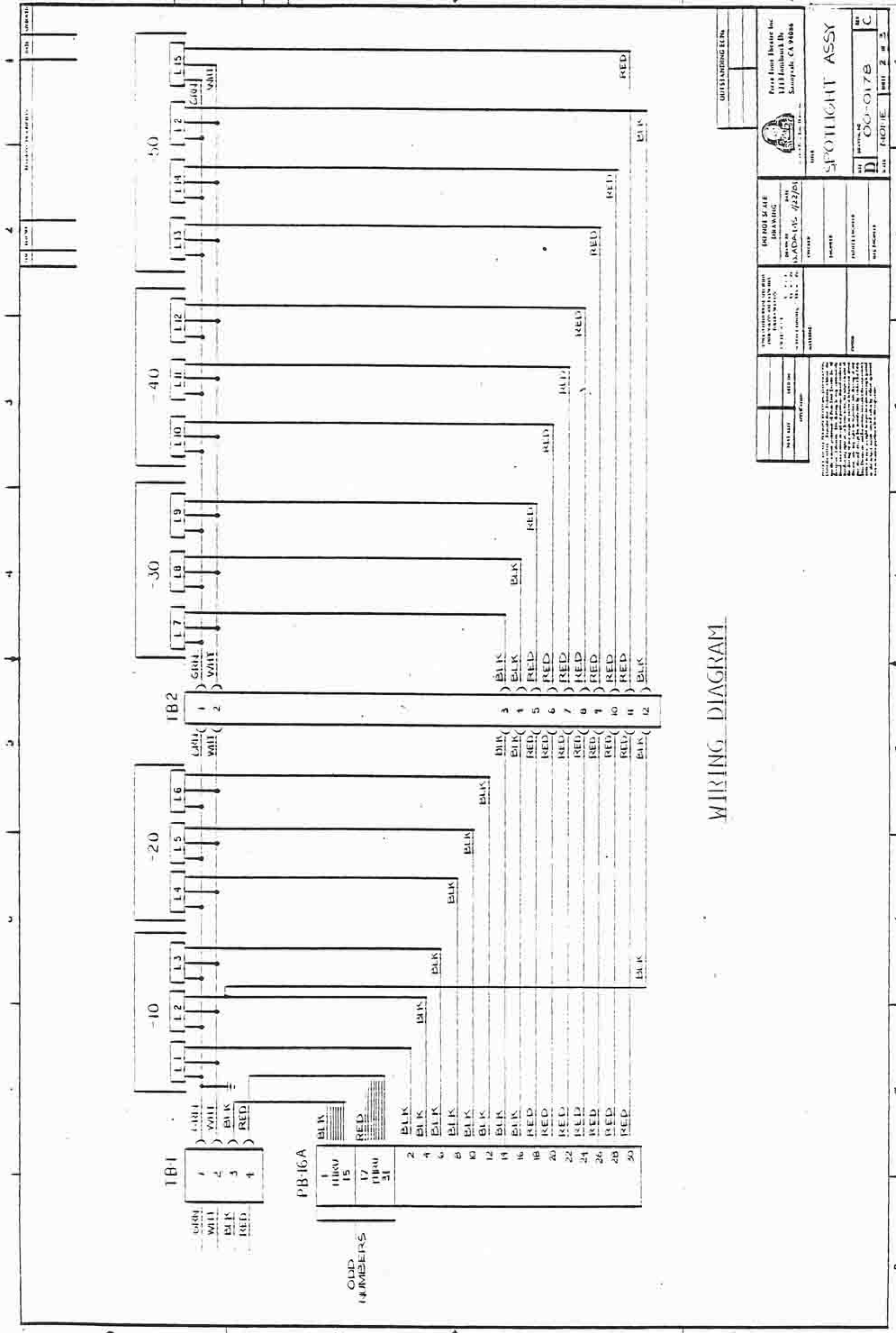
A 00-0177 - D REV



DETAIL 'A'

UNCLASSIFIED		DO NOT SCALE DRAWING		DATE: 1/24/61	
PART: 00-0178		DRAWN: J. J. J.		CHECKED: J. J. J.	
TITLE: SPOTLIGHT ASSY		SCALE: 1/16"		SHEET: 1 OF 3	
PART NO: 00-0178		REV: 1		DATE: 1/24/61	
DRAWN BY: J. J. J.		CHECKED BY: J. J. J.		APPROVED BY: J. J. J.	

- NOTES:
- ASSEMBLE LABELED ENDS A 10A, B 10B, C 10C, D 10D, AND E 10E.
 - SEE WIRING DIAGRAM, 00-0178 SHEET 2 OF 3, FOR WIRING OF LIGHTS & TERMINAL BLOCKS.
 - L2 ON 00-0178-20 LIGHT BAR IS WIRED WITH BLACKS WIRE.
 - WIRES FROM 00-0178-20C TO 00-0178-30C MUST BE 24" LONG.
 - PLACE ITEMS 16-B 20 APPROX WHERE SHOWN IN THESE LAMP ASSY 00-0177-20



WIRING DIAGRAM

OUTSTANDING E.C.N.

Price Light Theatre Inc
1113 Lombard Dr
San Francisco, CA 94108

SPOTLIGHT ASSY

REV D 00-017B

DATE 11/15/81

DESIGNED BY J. ADAMS

DATE 11/15/81

PROJECT NO. 00-017B

REV 2 of 3

LIST OF MATERIALS



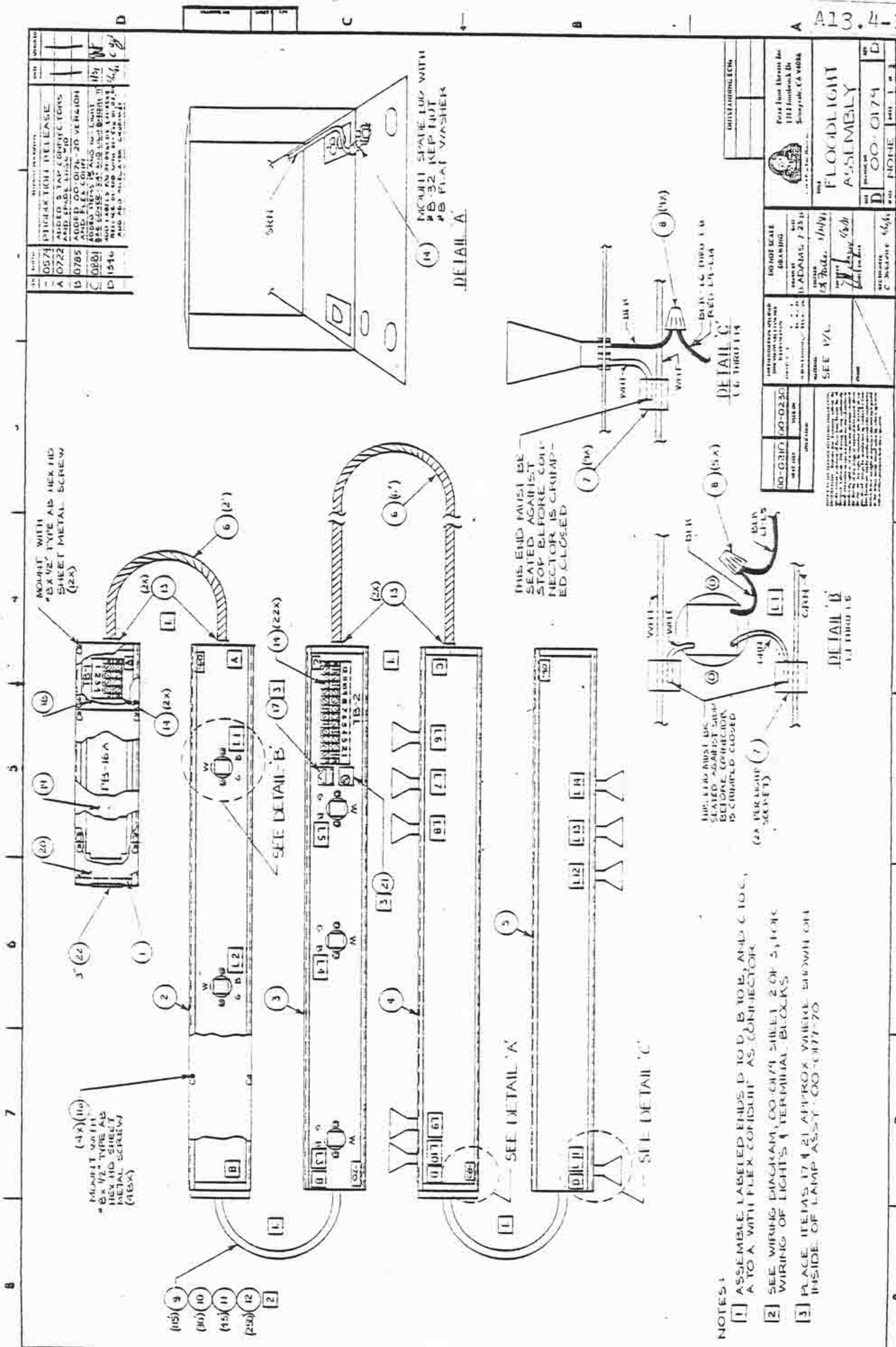
REV

00-0178

A13.3-3

ITEM	90	80	70	60	50	40	30	20	10	PART NUMBER	REFERENCE	DESCRIPTION	L/M	REV
1									1	000176		LAMP CONTROL MOD. ASSY	YES	C
2									1	000177		LAMP ASSY	YES	
3									1	000177		LAMP ASSY		
4									1	000177		LAMP ASSY		
5									1	000177		LAMP ASSY		
6									32	760002		TAP CONNECTOR	YES	
7									16	760002		#12 AWG WIRE NUTS	-	
8									125	770002		#14 AWG STRANDED THIN WIRE	BLK	
9									215	770002		#14 AWG STRANDED THIN WIRE	RED	
10									35	770002		#14 AWG STRANDED THIN WIRE	GRN	
11									35	770002		#14 AWG STRANDED THIN WIRE	WHT	
12									35	770002		#14 AWG STRANDED THIN WIRE		
13									26	760001		SPADE LUG #10	-	
14														
15									5	010401		LIGHT BAR COVER - 72"	-	
16									1	010561		LABEL - LIGHT BAR SPOT	-	
17									1	010536		COVER - LAMP CONTROL - 3SECTION-1	-	
18									1	010536		COVER - LAMP CONTROL - 3SECTION-1	-	
19									1	010536		COVER - LAMP CONTROL - 3SECTION-1	-	
20									1	010545		LABEL - UL LIGHT BAR ASSY	-	
21									3	760003		ALLEGATOR GROMMET -.052	-	

USED ON	REV	QTY	REV	QTY	TITLE	SHT
00-0210	ECO	1	0574	0880	SPOTLIGHT ASSY	13
00-0230	ECO	1	0723	0880	SPOTLIGHT ASSY	13



REV	DESCRIPTION	DATE
0571	PICTURE RELEASE	
A 0722	ADDED 5 TAP CONNECTIONS AND SPARE LIGHT W/O	
B 0785	ADDED 00-0174-20 VERSION AND FEA COPY	
C 0801	ADDED ITEMS 16 AND 17. LIGHT BASE SPARE-24. AND LIGHT BRIGHT 11	
D 1516	ADD LABELS AND PARTS LIST. SEE REFERENCE TO ADD WITH SH-50 IN 012. AND ADD SHEET WITH CABINET	

		Perma-Flex Electric Co. 1111 Hamilton Dr. Sunnyvale, CA 94086	
NO. OF SHEETS	1 OF 1	DATE	1/23/71
DESIGNED BY	J. ADAMS, P. 2311	CHECKED BY	J. ADAMS, P. 2311
DRAWN BY	J. ADAMS, P. 2311	APPROVED BY	J. ADAMS, P. 2311
TITLE	FLOODLIGHT ASSEMBLY		
PROJECT NO.	00-0174	REV.	1 OF 1

MOUNT WITH "B" X 1/2" TYPE AB SHEET METAL SCREW (12X)

(4X) (110) MOUNT WITH "B" X 1/2" TYPE AB HEX HD. SHEET METAL SCREW (18X)

SEE DETAIL 'B'

SEE DETAIL 'A'


SEE DETAIL 'C'

(14) MOUNT SPARE LUG WITH #8-32 KEYPIN #8 FLAT WASHER
DETAIL 'A'

THIS END MUST BE SEATED AGAINST STOP BEFORE CONNECTOR IS CRIMPED CLOSED

THIS END MUST BE SEATED AGAINST STOP BEFORE CONNECTION IS CRIMPED CLOSED
(2X PER LIGHT (1) SEE P/L)

- NOTES:
- ASSEMBLE LABELED ENDS D TO D, B TO B, AND C TO C, A TO A WITH FLEX CONDUIT AS CONNECTOR
 - SEE WIRING DIAGRAM, 00-0174 SHEET 2 OF 3, FOR WIRING OF LIGHTS & TERMINAL BLOCKS
 - PLACE ITEMS 17 & 21 APPROX WHERE SHOWN ON INSIDE OF LAMP ASSY 00-0177-70



WIRING DIAGRAM

1133 Lombard Dr. Sunnyvale, CA 94086

LIST OF MATERIALS



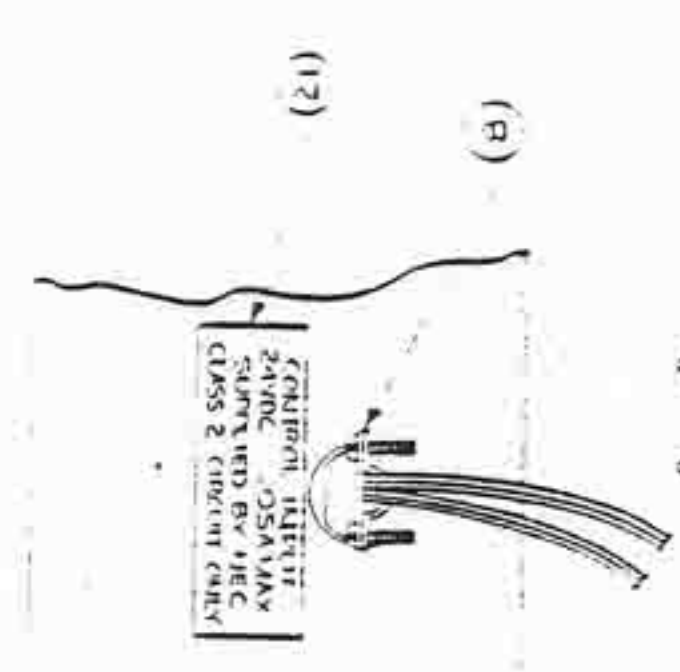

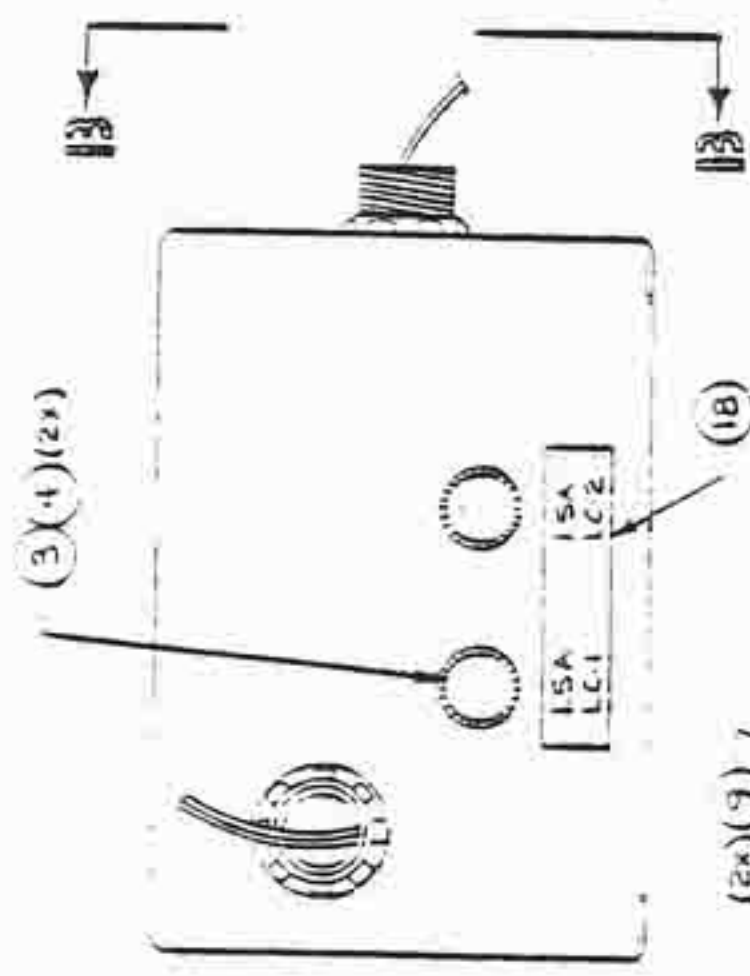
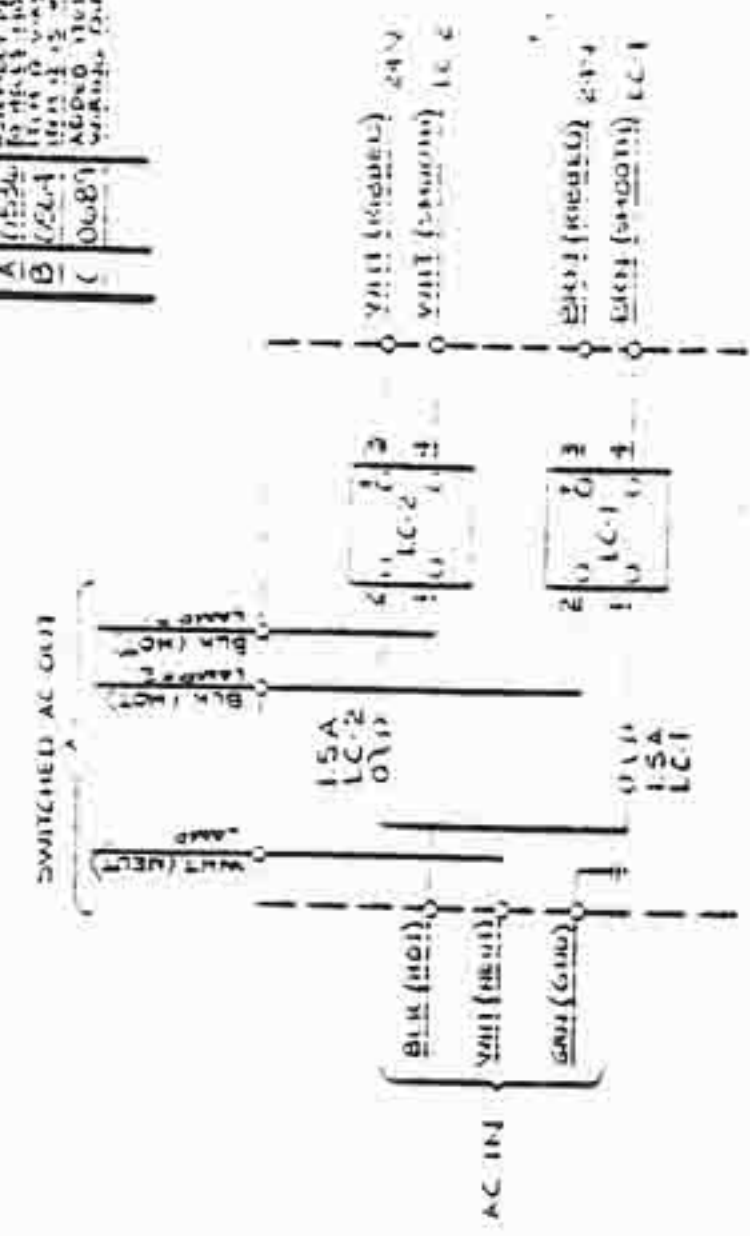
REV D

00-0179

ITEM	90	80	70	60	50	40	30	20	10	PART NUMBER	REFERENCE	DESCRIPTION	L/M
1									1	00017620		LAMP CONTROL MOD - FLOODLT.	YES
2									1	00017760		LAMP ASSY	YES
3									1	00017770			
4									1	00017780			
5									1	00017790		LAMP ASSY	YES
6									8	73000801		FLEX CONDUIT	-
7									19	760002901		TAP CONNECTOR	-
8									14	760002801		#12 AWG WIRE NUTS	-
9									115	770002601		#14 AWG STRANDED THHN WIRE - BUK	-
10									30	770002603		#14 AWG STRANDED THHN WIRE - GRN	-
11									45	770002604		#14 AWG STRANDED THHN WIRE - WHI	-
12									250	770002602		#14 AWG STRANDED THHN WIRE - RED	-
13									4	73000901		FLEX CONNECTOR	-
14									25	760001601		SPADE LUG #10	-
15													-
16									4	01-0401-01		LIGHT BAR COVER - 72"	-
17									1	01-0561-03		LABEL - LIGHT BAR FLOOD	-
18									1	01-0536-01		COVER - LAMP CONTROL - 3 SECTION - 1	-
19									1	01-0536-02		COVER - LAMP CONTROL - 3 SECTION - 2	-
20									1	01-0536-03		COVER - LAMP CONTROL - 3 SECTION - 3	-
21									1	01-0545-01		LABEL - UL LIGHT BAR ASSY	-
22									3	760003501		ALLEGATOR GROMMET -.052	-

ITEM	USED ON	REV	QTY	UNIT	REV	QTY	UNIT	TITLE	SHT NO OF
-10	80-8210			U			Δ		1
-20	80-8230			M			J	FLOODLIGHT ASSY	3
-30				Δ			Δ		1
-40		ECO	0574						1
-50									1

REV	DATE	DESCRIPTION
0509	1/14	RELEASES THIS DRAWING TO THE
A	1/14	REVISIONS TO THIS DRAWING
B	1/14	REVISIONS TO THIS DRAWING
C	1/14	REVISIONS TO THIS DRAWING



PROJECT	00-0170
DATE	1-14-61
REV	1
BY	...
CHECKED	...
APPROVED	...

PROJECT	00-0170
DATE	1-14-61
REV	1
BY	...
CHECKED	...
APPROVED	...

PROJECT	00-0170
DATE	1-14-61
REV	1
BY	...
CHECKED	...
APPROVED	...

PROJECT	00-0170
DATE	1-14-61
REV	1
BY	...
CHECKED	...
APPROVED	...

PROJECT	00-0170
DATE	1-14-61
REV	1
BY	...
CHECKED	...
APPROVED	...

PROJECT	00-0170
DATE	1-14-61
REV	1
BY	...
CHECKED	...
APPROVED	...

PROJECT	00-0170
DATE	1-14-61
REV	1
BY	...
CHECKED	...
APPROVED	...

PROJECT	00-0170
DATE	1-14-61
REV	1
BY	...
CHECKED	...
APPROVED	...

PROJECT	00-0170
DATE	1-14-61
REV	1
BY	...
CHECKED	...
APPROVED	...

PROJECT	00-0170
DATE	1-14-61
REV	1
BY	...
CHECKED	...
APPROVED	...

PROJECT	00-0170
DATE	1-14-61
REV	1
BY	...
CHECKED	...
APPROVED	...

LIST OF MATERIALS



REV C
L/M

00-0170

ITEM	90	80	70	60	50	40	30	20	10	PART NUMBER				REFERENCE	DESCRIPTION	REV			
1	2	3	4	5	6	7	8	9	10	0	1	2	3	4	5	6	7		
1									1	01027301								ENCLOSURE	
2									1	01027302								MOUNTING PLATE	
3									2	800033								FUSE HOLDER	
4									2	830007								FUSE 1.5 AMP 250V AGC	
5									2	810006								SOLID STATE RELAY	
6									6	770020								2 COND #18 AWG 300V "BROWN"	
7									6	770021								2 COND #18 AWG 300V "WHITE"	
8									1	800075								1/2" NPT SCREW CLAMP	
9									2	730005								1/2" NPT NIPPLE - STEEL	
10									4	800075								1/2" NPT LOCK NUT #141	
11									2	760020								1/2" NPT INSULATING BUSHING	
12									8	760025								#18 AWG RING LUG #8 SCREW	
13									4	760015								#14 AWG SPADE LUG	
14									2	760013								#18 AWG QUICK CONN 3/16"	
15									2	760026								#14 AWG QUICK CONN 3/16"	
16									4	770040								#18 AWG BLK U/L TYPE 1015	
17									6	760010								FLAG MARKER TIE WRAP	
18									1	01026410								LABEL - 1.5A	
19									1	01026420								LABEL - SWITCH BOX	
20									1	01026430								LABEL - INPUT	
21									1	01026440								LABEL - CONTROL	
22									1	010275								LABEL - U/L	
23									1	700070								LABEL - WARNING	

USED ON	-60	-70	-80	-90	REV	TITLE
-10	00-0210				1	A.C. SWITCH MODULE
-20					9	ASSY, MODEL 51A
-30					0509	
-40					0509	
-50					0509	

LIST OF MATERIALS



0010170

REV

ITEM	90	80	70	60	50	40	30	20	10	PART NUMBER				REFERENCE	DESCRIPTION	LM				
										0	1	2	7	3	0	1				
1									1	0	1	0	2	7	3	0	1		ENCLOSURE	
2									1	0	1	0	2	7	3	0	2		MOUNTING PLATE	
3									2	5	8	0	0	0	3				FUSE HOLDER	
4									2	8	3	0	0	0	0	7			FUSE 1.5 AMP 250V AGC	
5									2	8	1	0	0	0	0	6			SOLID STATE RELAY	
6									6	7	7	0	0	0	2	0			2 COND #18 AWG 300V "BROWN"	
7									6	7	7	0	0	0	2	1			2 COND #18 AWG 300V "WHITE"	
8									1	8	0	0	0	0	7	5			1/2" NPT SCREW CLAMP	
9									2	7	3	0	0	0	0	5			1/2" NPT NIPPLE - STEEL	
10									4	8	0	0	0	0	7	5			1/2" NPT LOCK NUT #141	
11									2	7	6	0	0	0	2	0			1/2" NPT INSULATING BUSHING	
12									8	7	6	0	0	0	2	5			#18 AWG RING LUG #8 SCREW	
13									4	7	6	0	0	0	1	5			#14 AWG SPADE LUG	
14									2	7	6	0	0	0	1	3			#18 AWG QUICK CONN 3/16"	
15									2	7	6	0	0	0	2	6			#14 AWG QUICK CONN 3/16"	
16									A/R	7	7	0	0	0	0	4	0	1	#18 AWG BLK U/L TYPE 1015	
17									6	7	6	0	0	0	1	0			FLAG MARKER TIE WRAP	
18									1	0	1	0	2	6	4	1	0		LABEL - 1.5A	
19									1	0	1	0	2	6	4	2	0		LABEL - SWITCH BOX	
20									1	0	1	0	2	6	4	3	0		LABEL - INPUT	
21									1	0	1	0	2	6	4	4	0		LABEL - CONTROL	
22									1	0	1	0	2	7	5				LABEL - U/L	
23									1	7	0	0	0	0	7	0			LABEL - WARNING	

USED ON	-60	-70	-80	-90	REV	REV	REV	REV	TITLE
00-0210					1	A	M	J	
					0	5	3	6	A.C. SWITCH MODULE
					0	5	0	9	ASSY, MODEL 51A
					0	5	0	0	REV
					0	5	0	0	A 10010170 + C

LIST OF MATERIALS

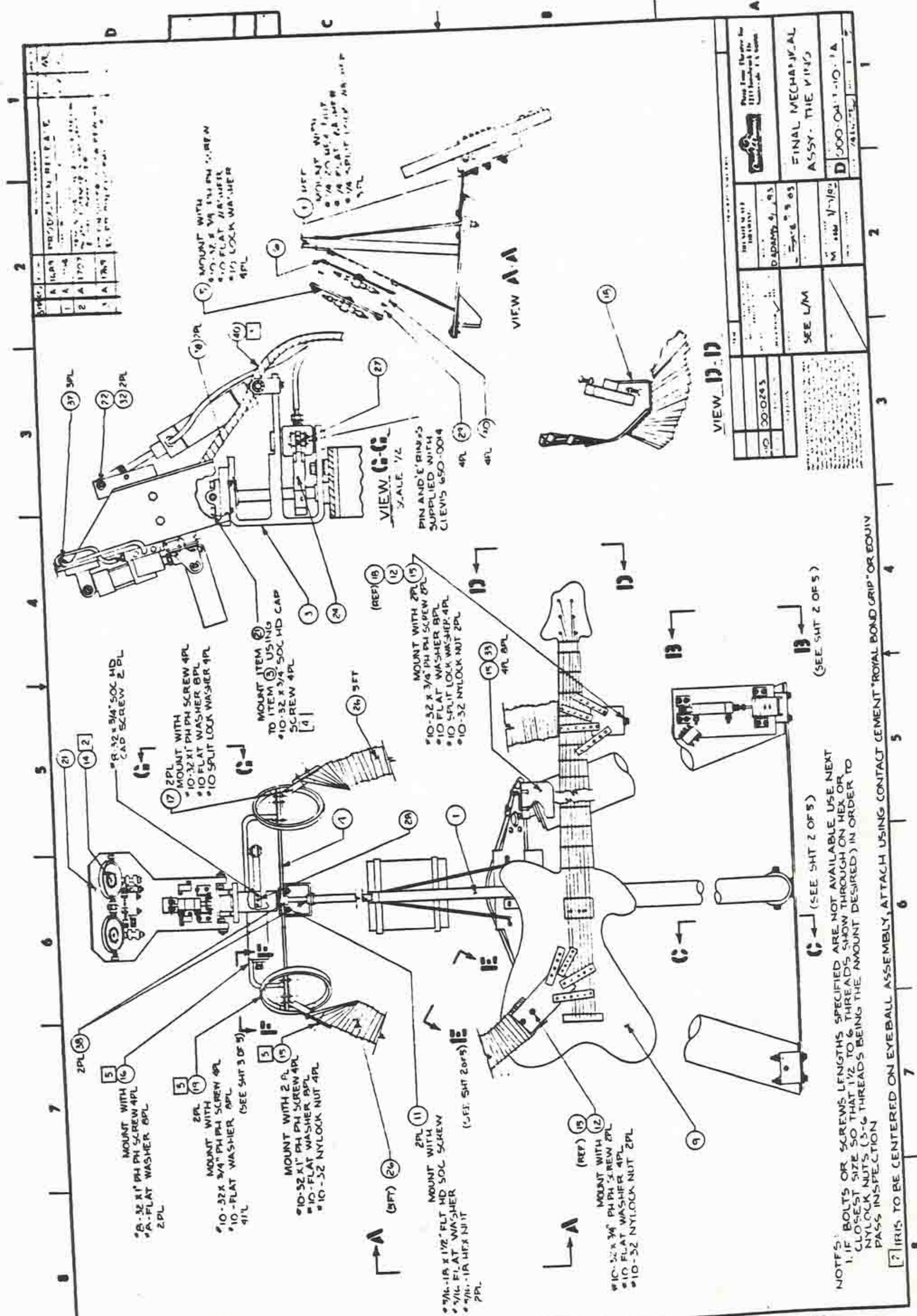


00-0170

ITEM	90	80	70	60	50	40	30	20	10	PART NUMBER						REFERENCE	DESCRIPTION	L/M	
										7	0	0	0	8	0				7
24									1									LABEL- HIGH VOLTAGE	
25									2									SHRINK TUBING - 3/8"	
	USED ON																		
-10																			
-20																			
-30																			
-40																			
-50																			
																	TITLE		
																	AC SWITCH MODULE		
																	ASSY MODEL SIA		
																	REV		
																	A 00-0170		
																	+		
																	C		

Table of Contents

<u>Description</u>	<u>Part Number</u>	<u>Beginning Page Number</u>
Character Final Mechanical	000-0200-XX	B2.1-1
Head	000-0044-XX	B3.1-1
Eyelid	000-0042-XX	B3.2-1
Eyeball	000-0043-XX	B3.3-1
Centering, Eyeball	000-0045-XX	B3.4-1
Yoke	000-0268-XX	B4.1-1
Base Plate/Torso	000-0250-XX	B5.1-1
Base Support	000-0236-XX	B5.2-1
Hip	000-0251-XX	B5.3-1
Leg Cylinder	000-0252-XX	B5.4-1
Four Way Valve	000-0254-XX	B5.5-1
Foot Mech	000-0255-XX	B5.6-1
Guitar	000-0253-XX	B7.1-1



REV	DATE	BY	CHKD	DESCRIPTION
1	11/14/54
2	11/17/54
3	11/18/54

1	11/14/54
2	11/17/54
3	11/18/54

1	11/14/54
2	11/17/54
3	11/18/54

1	11/14/54
2	11/17/54
3	11/18/54

1	11/14/54
2	11/17/54
3	11/18/54

1	11/14/54
2	11/17/54
3	11/18/54

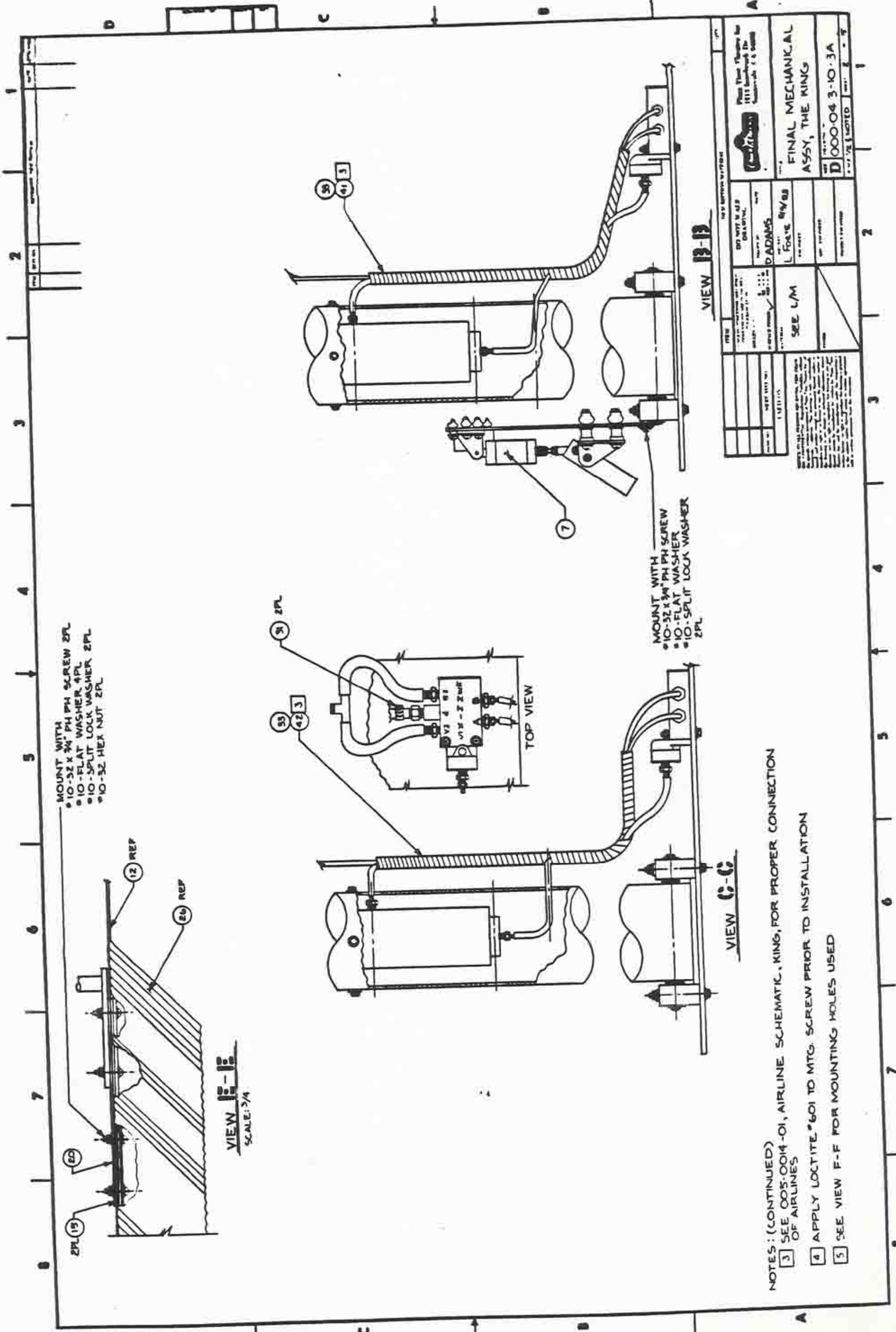
NOTES:

- IF BOLTS OR SCREWS LENGTHS SPECIFIED ARE NOT AVAILABLE USE NEXT CLOSEST SIZE SO THAT 1/2 TO 6 THREADS SHOW THROUGH ON HEX OR NYLOCK NUTS (3-6 THREADS BEING THE AMOUNT DESIRED) IN ORDER TO PASS INSPECTION
- IRIS TO BE CENTERED ON EYEBALL ASSEMBLY, ATTACH USING CONTACT CEMENT "ROYAL BOND GRIP" OR EQUIV

FINAL MECHANICAL ASSY. THE VING

SEE L/M

SEE SHT 2 OF 5



MOUNT WITH
 #10-32 x 3/4" PH SCREW 2PL
 #10-FLAT WASHER 4PL
 #10-SPLIT LOCK WASHER 2PL
 #10-32 HEX NUT 2PL

VIEW 12-12
 SCALE: 3/4"

TOP VIEW

MOUNT WITH
 #10-32 x 3/4" PH SCREW
 #10-FLAT WASHER
 #10-SPLIT LOCK WASHER
 2PL

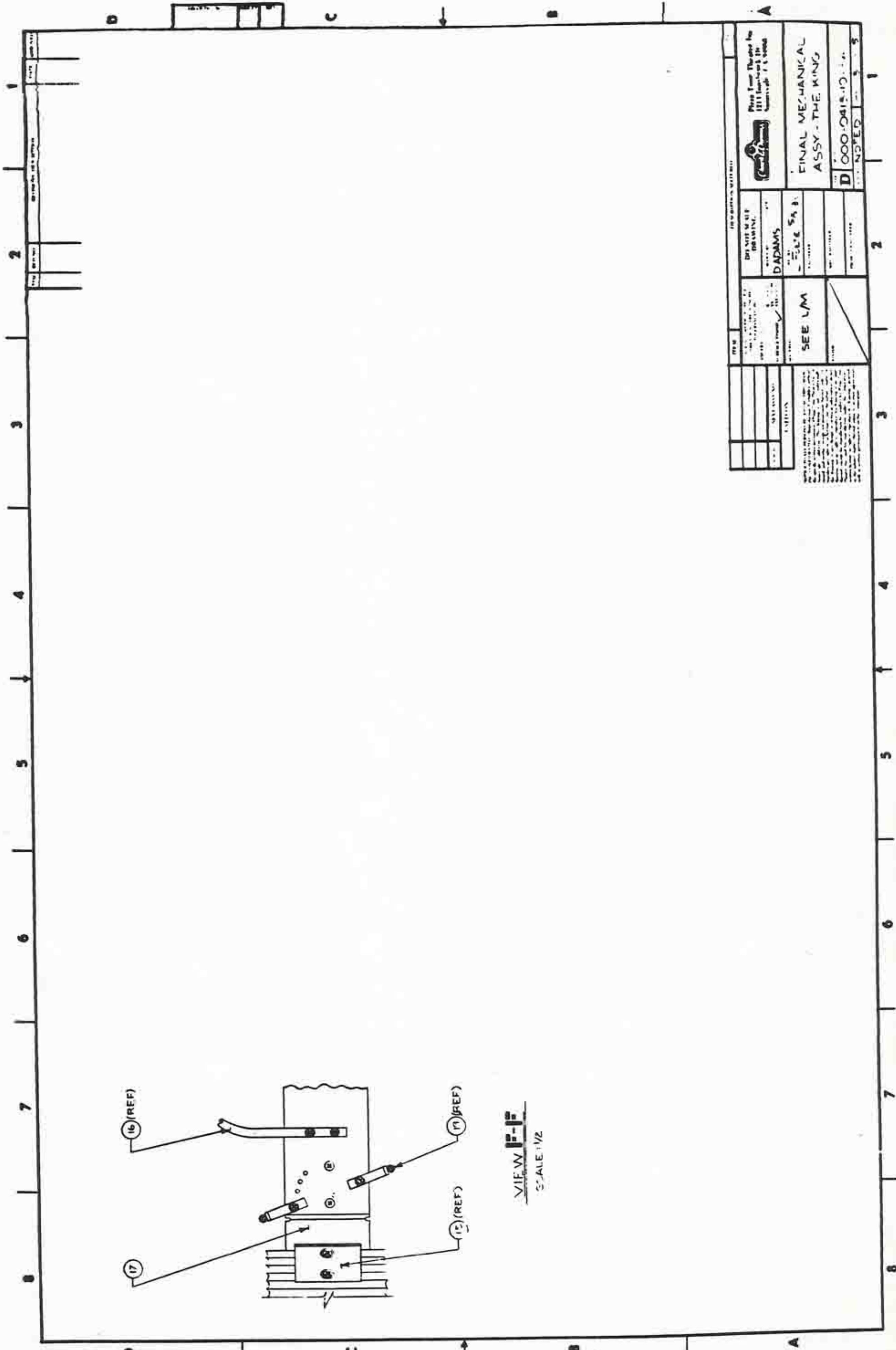
VIEW 6-6

VIEW 13-13

NOTES: (CONTINUED)

- 3 SEE 005-0014-01, AIRLINE SCHEMATIC, KING, FOR PROPER CONNECTION OF AIRLINES
- 4 APPLY LOCTITE #601 TO MTC. SCREW PRIOR TO INSTALLATION
- 5 SEE VIEW F-F FOR MOUNTING HOLES USED

		Please Refer Drawing for Part Numbers and Dimensions.	
DRAWN BY D. ADAMS	CHECKED BY L. FOLEY	PART NO. SEE L/M	REV. 2
TITLE FINAL MECHANICAL ASSY, THE KING		PART NO. D 000-043-10-3A	
DATE 1954		SCALE AS SHOWN	



VIEW **1-1**
SCALE 1/2

Please Refer The order for THE KING MECHANICAL ASSY. TO THE KING	
FINAL MECHANICAL ASSY - THE KING	
D 000-0415-10	
ORDER NO. 1	
DESIGNED BY DADAMS	CHECKED BY S. B.
DRAWN BY SEE L/M	DATE 10-1-53
PART NO. 000-0415-10	QUANTITY 1
MATERIAL ALUMINUM	FINISH ANODIZED

LIST OF MATERIALS



ITEM	USED ON										PART NUMBER	REFERENCE	DESCRIPTION	LM
	90	80	70	60	50	40	30	20	10					
1									1	0004	12-10		BASE PLATE/TORSO ASSY	YES
2														
3									1	0003	89-10		YOKE ASSY R&T	YES
4									1	0010	58-01		SHOULDER PLATE WELD	YES
5									1	0061	05-11		SOL. BOARD ASSY KING #1	YES
6									1	0061	05-21		SOL. BOARD ASSY KING #2	YES
7									1	0000	25-10		FOOT MECH ASSY KING	YES
8														
9									1	0002	53-10		GUITAR ASSY. KING	YES
10														
11									2	0106	50-01		STOP, SHOULDER TURN	-
12									2	0020	01-10		HAND ASSY-RIGHT	YES
14									2	0020	22-50		IRIS-DOLLI & ARTIE	-
15									10	0010	28-01		LEATHER STRAIN RELIEF	-
16									1	0010	36-50		COSM. SUPT. BAR	-
17									2	0010	36-01		UP ARM COSM SUPT PLATE	-
18									1	0010	36-40		FRET BRACKET	-
19									2	0010	46-50		COSM SUPPORT RING	-
20									1	0010	50-00		WRIST STRAP	-
21									1	0000	04-30		HEAD MECH ASSY W/EARS	-
22									1	0010	02-40		HEAD TILT SHAFT	-
23														

ITEM	USED ON	REV	TITLE	ASSY NO
-10	00-0243	BA	FINAL MECH ASSY -	4 OF 5
-20		BA		
-30		1769		
-40		1707		
-50		1704	THE KING	
		1689		
		ECO	REV	
		A		
		1A		
		2A		
		3A		

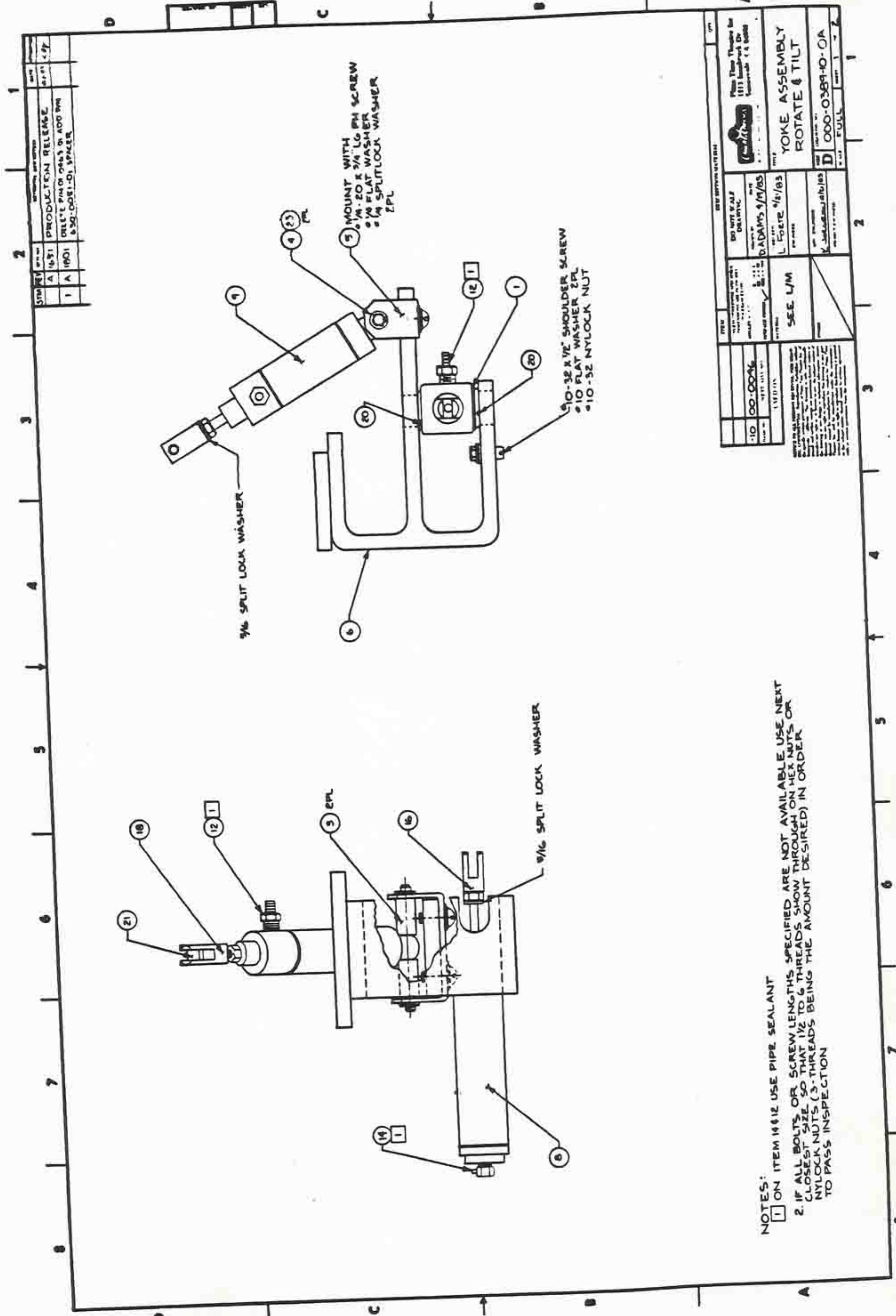
LIST OF MATERIALS



ITEM	PART NUMBER										REFERENCE	DESCRIPTION	LM
	90	80	70	60	50	40	30	20	10				
24									1	001018001		HEAD TURN DRIVE	-
25													
26									10	75000701		DRYER HOSE 4" DIA	-
27									1	680003401		BEARING	-
28									1	800014901		DRIVE LOCK PIN	-
29									4	580003801		STANDOFF	-
30									4	800009401		STANDOFF	-
31									2	800003101		HOSE CLAMP	-
32									2	800001501		"E" RING 1/4" SHAFT	-
33									1/2	760000101		TIE WRAP	-
35													
37									3	760002101		ADJ CABLE TIE DOWN	-
38									4	680003301		BEARING 5/8" I.D.	-
39													
40									1	000039810		THE KING 321 AIRLINE ASSY	YES
41									1	000039820		THE KING 321 AIRLINE ASSY	YES
42									1	000039830		THE KING 321 AIRLINE ASSY	YES
43									1/2	0005001401		THE KING 321 SCHEMATIC	-

	USED ON				REV	TITLE
	-60	-70	-80	-90		
-10						FINAL MECH
-20						ASSY
-30						THE KING REV
-40						ASSY NO. 00010413-1013A
-50						

SHEET 5 OF 5



SYMBOL	DESCRIPTION	DATE
A 1651	PRODUCTION RELEASE	01-21-87
1 A 1901	ORIG. PINCH PALS ON ADD SWM 8.29-0081-01 SPACER	

		Plan This Product for 1111 Main Street Pittsburgh, Pa 15222	
REV	DATE	BY	CHK
10	00-0000	L. FORTY	9/18/83
SEE L/M		YOKES ASSEMBLY ROTATE & TILT	
PART NO. 000-0389-10-0A		FULL	

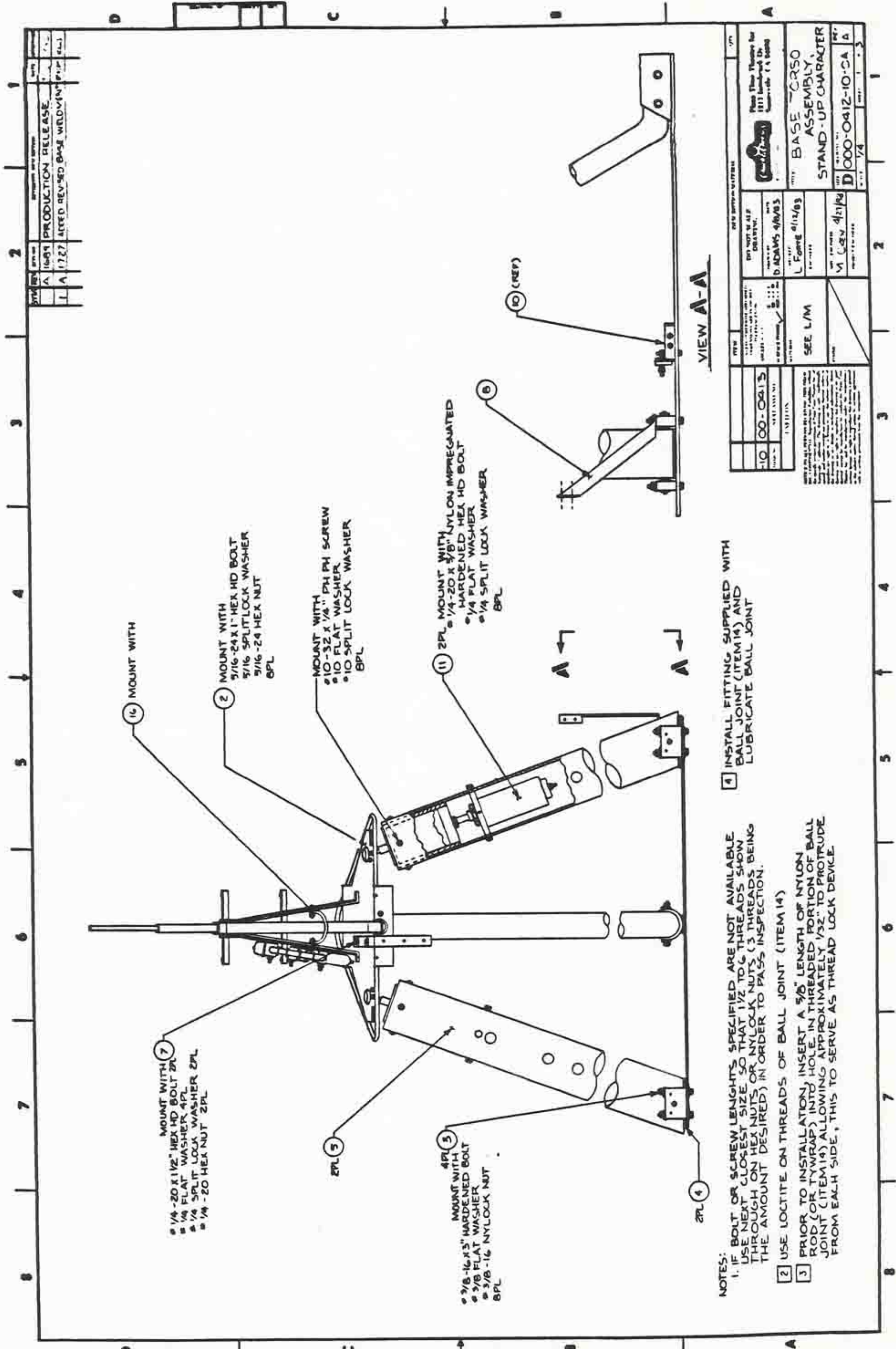
NOTES:
 1. ON ITEM 14612 USE PIPE SEALANT
 2. IF ALL BOLTS OR SCREW LENGTHS SPECIFIED ARE NOT AVAILABLE USE NEXT
 CLOSEST SIZE SO THAT 1/2 TO 6 THREADS SHOW THROUGH ON HEX NUTS OR
 NYLOCK NUTS (3-THREADS BEING THE AMOUNT DESIRED) IN ORDER
 TO PASS INSPECTION

LIST OF MATERIALS



ITEM	90	80	70	60	50	40	30	20	10	PART NUMBER	REFERENCE	DESCRIPTION	LM
1									1	001-0183-01		WASHER, DELRIN	-
2													
3									2	630-0051-01		SPACER, 1/2" ROUND 7/8" LONG	-
4									1	001-0651-01		SHAFT, HEAD TILT-LOWER	-
5									1	001-0652-01		BRACKET, HEAD TILT	-
6									1	001-0654-01		YOKE, CYLINDER DRIVE MACHINED	-
7													
8									1	600-0012-01		AIR CYLINDER	-
9									1	600-0027-01		AIR CYLINDER	-
10													
11													
12									2	630-0011-01		BARB 1/8" NPT TO 1/16" TUBE	-
13													
14									1	630-0043-01		FTG. 1/8" NPT TO 1/16" BARBS RT	
15													
16									1	650-0014-01		CLEVIS	
17													
18									1	650-0037-01		CLEVIS # D-231-1	-
19													
20									2	680-0010-01		BEARING, FLANGED 1/2" ID	-
21									1	680-0038-01		BEARING, CYLINDER KAL 1/4" ID	-
22													
23									2	800-00207-01		RING, RETAINING SELF LOCK 3/8" DIA	-

USED ON	-60	-70	-80	-90	-80	-90	-80	-90
00-0046								
ECO					1651	1801		
REV					A	A1		
TITLE	Yoke ASSEMBLY							
	ROTATE & TILT							
	REV							
ASSY NO.	100010389-1A-OA							
SHT # OF 2	2							



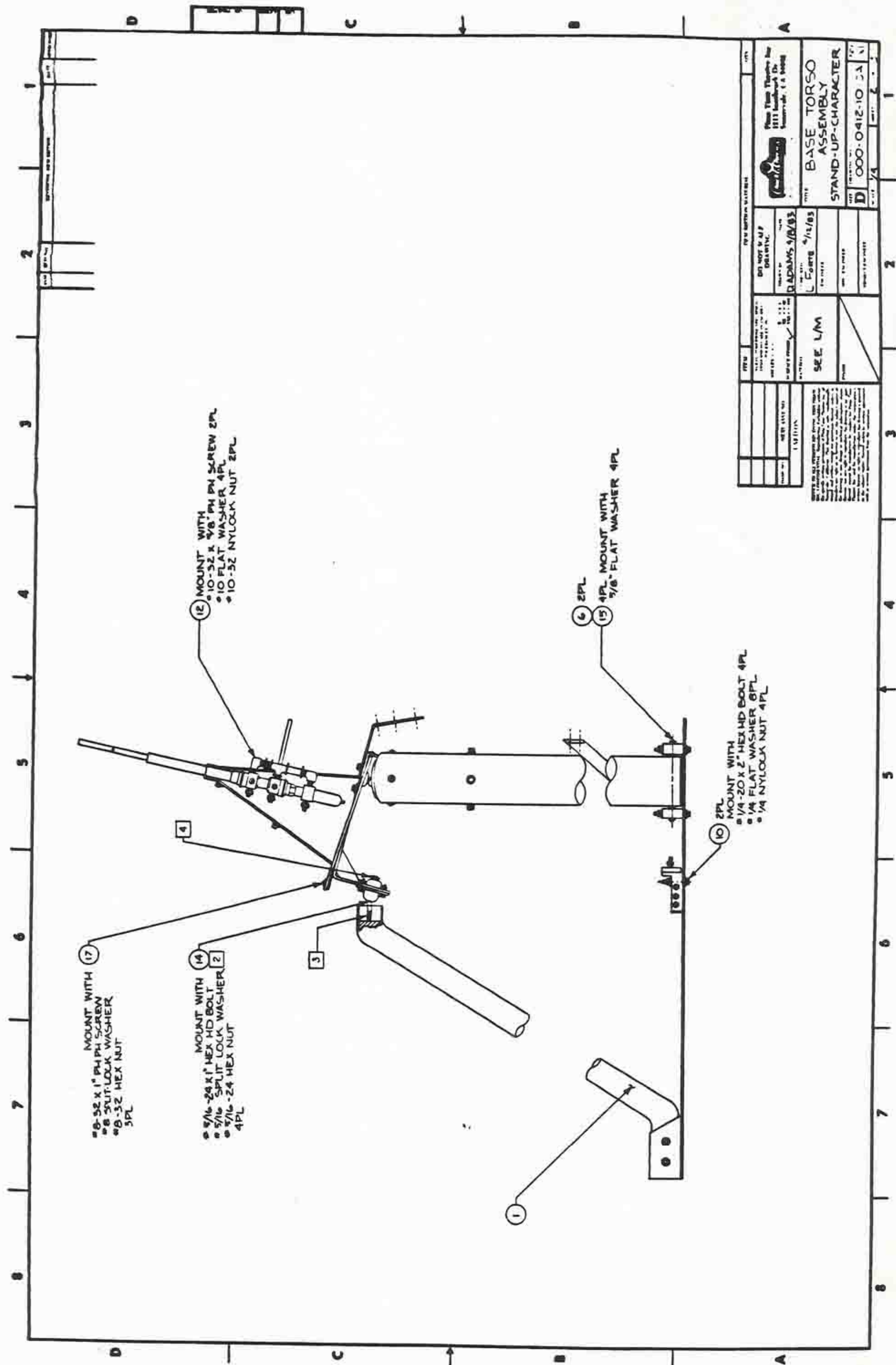
REV	DATE	DESCRIPTION
1	1727	ACC'D REVISED BASE WELDING
2	1609	PRODUCTION RELEASE

ITEM	QUANTITY	DESCRIPTION
10	00-0015	...
D. ADAMS 4/10/83 L. FONGE 4/12/83 M. LAY 4/21/83		
SEE L/M		
Plan This Drawing for 1001 Standard Dr Cambridge, MA 02142		
BASE ASSEMBLY STAND-UP CHARACTER		
D 000-0412-10-CA A		

4 INSTALL FITTING SUPPLIED WITH BALL JOINT (ITEM 14) AND LUBRICATE BALL JOINT

NOTES:
 1. IF BOLT OR SCREW LENGTHS SPECIFIED ARE NOT AVAILABLE USE NEXT CLOSEST SIZE SO THAT 1/2 TO 6 THREADS SHOW THROUGH ON HEX NUTS OR NYLOCK NUTS (3 THREADS BEING THE AMOUNT DESIRED) IN ORDER TO PASS INSPECTION.

2 USE LOCTITE ON THREADS OF BALL JOINT (ITEM 14)
 3 PRIOR TO INSTALLATION, INSERT A 5/8" LENGTH OF NYLON ROD (OR TYWRAP) INTO HOLE IN THREADED PORTION OF BALL JOINT (ITEM 14) ALLOWING APPROXIMATELY 1/32" TO PROTRUDE FROM EACH SIDE, THIS TO SERVE AS THREAD LOCK DEVICE.



17 MOUNT WITH
 • 8-32 x 1" PH PH SCREW
 • 8 SPLIT-LOCK WASHER
 • 8-32 HEX NUT
 3PL

14 MOUNT WITH
 • 5/16-24 x 1" HEX HD BOLT
 • 5/16 SPLIT LOCK WASHER 2
 • 5/16-24 HEX NUT
 4PL

12 MOUNT WITH
 • 10-32 x 3/8" PH PH SCREW 2PL
 • 10 FLAT WASHER 4PL
 • 10-32 NYLOCK NUT 2PL

6 2PL
 15 4PL MOUNT WITH
 3/8" FLAT WASHER 4PL

10 2PL MOUNT WITH
 • 1/4-20 x 2" HEX HD BOLT 4PL
 • 1/4 FLAT WASHER 8PL
 • 1/4 NYLOCK NUT 4PL

		Please Refer To Drawing For DIMENSIONS AND TOLERANCES UNLESS OTHERWISE SPECIFIED	
PART NO. 000-0412-10	REV. 1	DATE 1/12/83	BY L. F. GIBBS
TITLE BASE TORSO ASSEMBLY STAND-UP-CHARACTER		DRAWING NO. 000-0412-10	
SEE LM		1	

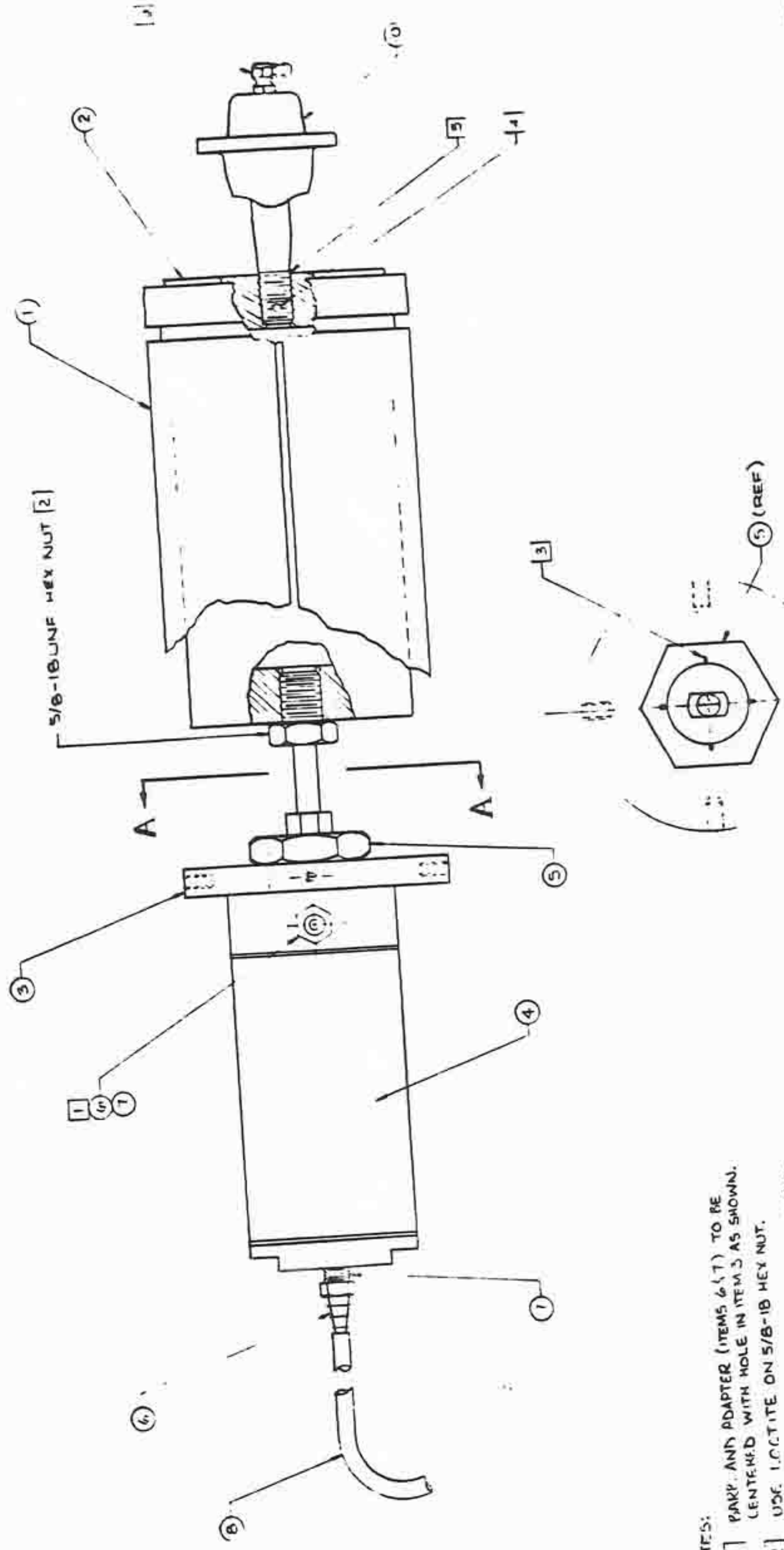
LIST OF MATERIALS



ITEM	USED ON										REFERENCE	DESCRIPTION	LM
	90	80	70	60	50	40	30	20	10				
1									1	0020511-10		BASE PLATE	-
2									1	0010675-01		BASE TORSO	-
3								4	0010368-01		LEG SUPPORT BLOCK	-	
4								2	0010369-01		RUBBER LEG PAD	-	
5								2	0010354-01		LEG SUPPORT	-	
6								2	0010363-01		LOWER LEG PIN	-	
7								1	0010404-01		GUITAR MTG. BRACKET	-	
8								1	0010496-01		FOOT SUPPORT BRKT	-	
9										-			
10								2	0000254-10		4 WAY VALVE ASSY	YES	
11								2	0000319-10		LEG CYLINDER ASSY	YES	
12								1	0000036-40		FILTER / REG ASSY	YES	
13										-			
14								1	6800039-01		BALL JOINT	-	
15								4	8000131-01		"E" RING 1/2" SHAFT	-	
16								1	0010671-01		SUPPORT BAR, UPPER TORSO	-	
17								1	0010670-01		BAR, HIP SUPPORT	-	
										-			
										-			
										-			
										-			
										-			
										-			
										-			
										-			
										-			
										-			

REV	TITLE	ASSY NO.	SHT
A	BASE TORSO	000-0412-10	3 OF 3
A1	ASSY, STAND-UP		
A2	CHARACTER		
ECO			
1689			
1727			
1736			
-50			
-40			
-30			
-20			
-10			

PART NO. 1451
 PRODUCT IN RELEASE
 DATE 1-51



ITEM NO.	DESCRIPTION	QUANTITY	UNIT
10	20-0320	1	EA
SEE L/M M. BURTON / M/B L. FORTY / L/F DATE 1-51 DRAWN BY CHECKED BY			
THIS DRAWING IS THE PROPERTY OF THE COMPANY AND IS NOT TO BE REPRODUCED OR COPIED IN ANY MANNER WITHOUT THE WRITTEN PERMISSION OF THE COMPANY.			
THIS DRAWING IS THE PROPERTY OF THE COMPANY AND IS NOT TO BE REPRODUCED OR COPIED IN ANY MANNER WITHOUT THE WRITTEN PERMISSION OF THE COMPANY.		THE COMPANY'S POLICY IS TO PROTECT THE CONFIDENTIALITY OF ALL INFORMATION CONTAINED HEREIN.	
THE COMPANY'S POLICY IS TO PROTECT THE CONFIDENTIALITY OF ALL INFORMATION CONTAINED HEREIN.		THE COMPANY'S POLICY IS TO PROTECT THE CONFIDENTIALITY OF ALL INFORMATION CONTAINED HEREIN.	

- NOTES:
- [1] PART AND ADAPTER (ITEMS 6 & 7) TO BE CENTERED WITH HOLE IN ITEM 5 AS SHOWN.
 - [2] USE LOCTITE ON 5/8-18 HEX NUT.
 - [3] STAKE 1 1/2" - 12 UNF-28 MTH NUT (ITEM 5) AS SHOWN IN VIEW A-A (4X), AFTER TIGHTENING NUT DOWN. ALLOW FOR SELF-CENTERING OF CYLINDER WHEN TIGHTENING NUT.
 - [4] BEFORE INSTALLING BALL JOINT (ITEM 10) IN LEG SUPPORT (ITEM 2), INSERT IN HOLE INDICATED A 5/8" LONG SECTION OF NYLON ROD (OR NYLON WRAP). ALLOW 1/32" TO PROTRUDE FROM EACH SIDE OF THREADED SHAFT. THIS TO SERVE AS A THREAD LOCK.
 - [5] USE LOCTITE ON THREAD OF BALL JOINT (ITEM 10).
 - [6] INSTALL FITTING (3 SUPPLIES) AND LUBRICATE BALL JOINT (ITEM 10).

1 2 3 4 5 6 7 8
 A B C D

LIST OF MATERIALS



REV

00-0319

A

ITEM	USED ON										PART NUMBER	REFERENCE	DESCRIPTION	L/M
	90	80	70	60	50	40	30	20	10	10				
1									1		01-0357-01		SLEEVE	-
2									1		01-0539-01		UPPER LEG SUPPORT	-
3									1		01-0361-01		CYLINDER SUPT. PLATE	-
4									1		06-0002-30-1		AIR CYLINDER	-
5									1		06-0002-30-2		HEX NUT 1 1/2"-12UNF	-
6									2		06-3000-2-0-1		BARB 1/8 HOSE TO 1/8NPT	-
7									2		06-3000-4-2-0-1		BUSHING 1/8NPT F ^o 3/8NPTM	-
8									5		07-4000-01-0-1		TUBING, 1/4" OD x 1/8" ID	-
9													BALL JOINT	-
10									1		0680003901			-
														-
														-
														-
														-
														-
														-
														-
														-
														-

SHIT 2 OF 2

TITLE

LEG CYLINDER

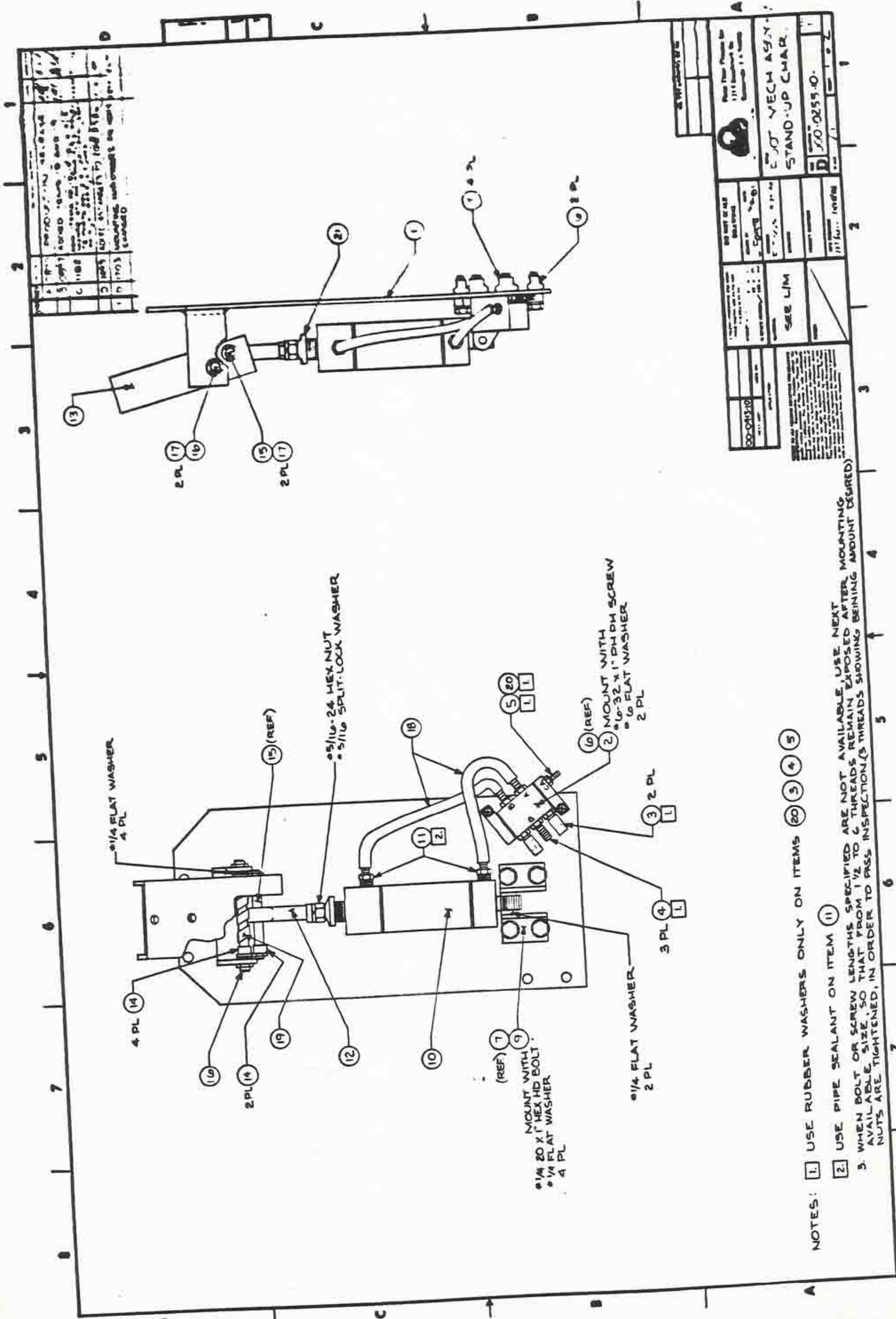
ASSY - STAND-UP

CHARACTER

REV

A 00-0319 + A

REV	ECO	DESCRIPTION
A	1451	LEG CYLINDER
		ASSY - STAND-UP
		CHARACTER
		REV
		A 00-0319 + A



LIST OF MATERIALS

00-0255 D1

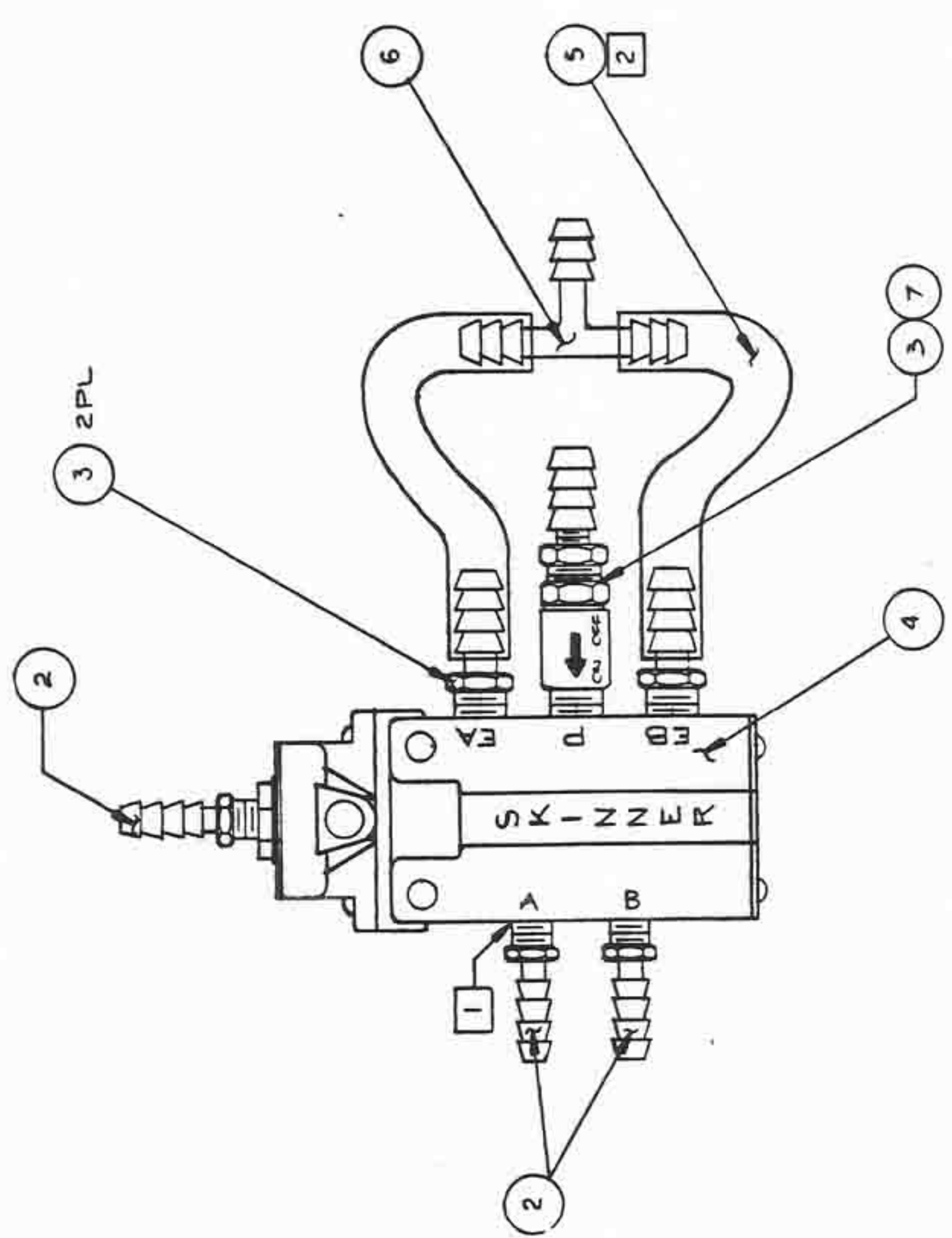
AM

ITEM	QUANTITY										REFERENCE	DESCRIPTION	
	90	80	70	60	50	40	30	20	10				
1										1		01-0367-01	FOOT PLATE, STAND-UP CHAR
2										1		01-0008-01	4 WAY VALVE
3										2		03-0003-01	AIR MUFFLER
4										3		03-0001-01	BARB, 1/8" HOSE TO 10-32
5										1		03-0008-01	BARB, 1/16" HOSE TO 10-32
6										2		08-0002-01	WELL NUT # 6-32
7										4		08-0003-01	WELL NUT # 1/4-20
8													MTG. BRKT. (PAIR)
9										1		05-0006-01	AIR CYLINDER
10										1		00-0008-01	BARB, 1/8" HOSE TO 1/8" NPT
11										2		03-0002-01	SPHER. ROD END - MOD.
12										1		01-0289-01	JAW HINGE
13										1		01-0467-01	BEARING, FLANGE NO LU 1/2 ID
14										6		08-0003-01	JAW HINGE CYL SHAFT
15										1		01-0460-01	JAW HINGE PIVOT SHAFT
16										1		01-0345-01	"E" RING - 1/4" SHAFT
17										4		08-0001-01	AIR TUBING 1/4" OD x 1/8" ID
18										1		07-0001-01	SPIRAL WRAP 1/4" OD
19										3		07-0001-01	RUBBER WASHER #10-32
20										1		06-0003-01	FAUCET WASHER - MOD
21													

ITEM	USED ON	REV	A	B	C	D	E	TITLE
-10	00-0413	ECO	0870	0897	1182	1493	1703	FOOT MECH.
-20								ASSY - STAND-UP
-30								CHARACTER REV
-40								A 0000255-10-01
-50								

SHT 2 OF 2

REV	REV NO	DESCRIPTION	DATE	APPROVED
A	0863	PRODUCTION RELEASE	9/11/91	[Signature]
B	1272	DELETE PTT #71 610-0002 & 610-0022 FROM L/M & DWG AND ADD 610-0044 & 610-0016	12/1/91	MILK

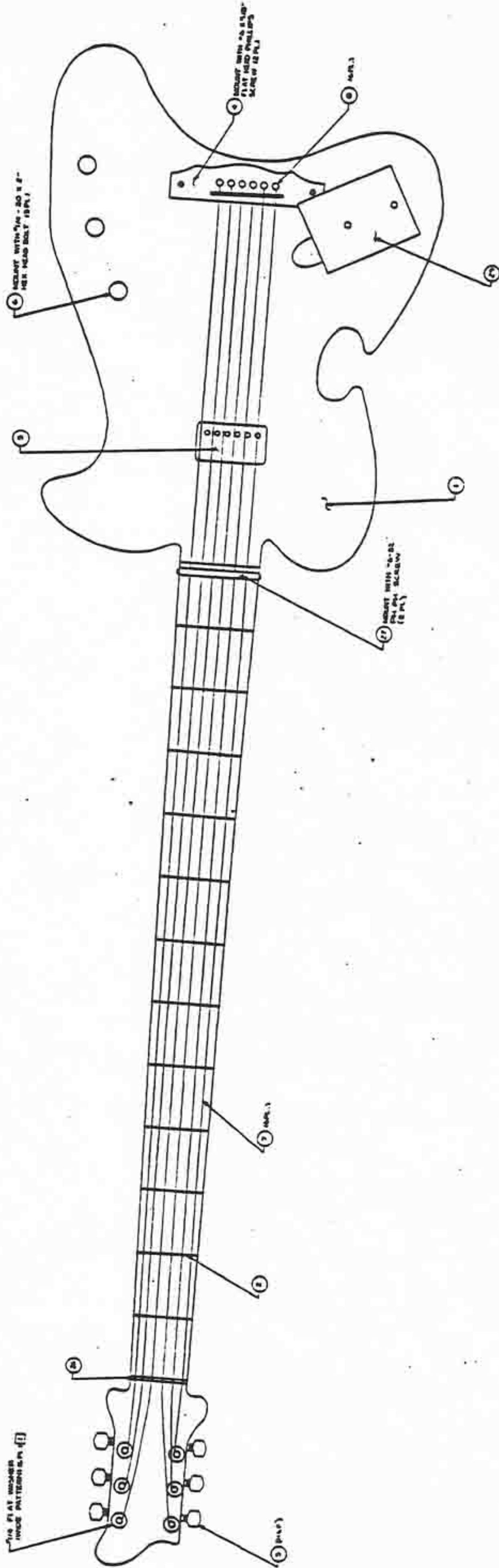


- NOTES:
- [1] USE PIPE SEALANT ON ALL BARBS AND ADAPTERS
 - [2] MAKE EXHAUST HOSE 6" LONG FROM BARB AT EA TO AIR 'T' (ITEM 6) AND AT EB TO AIR 'T'.

00-0250	00-0254	00-0254	00-0254
REV	REV	REV	REV
1	1	1	2

 Pizza Time Theatre Inc. 1213 Innbrook Drive Sunnyvale, CA 94086	DO NOT MAKE DRAWING D. ADAMS 9/1/91 DATE 1/4/91 INVOICE #116 PROJECT NUMBER MFG ENGINEER 1/1/91	ENTERED THROUGH THE SHOP DIMENSIONS ARE IN INCHES UNLESS SPECIFIED OTHERWISE	MATERIAL SEE L/M FINISH /
FOUR WAY VALVE ASSY -STAND UP CHAR.			

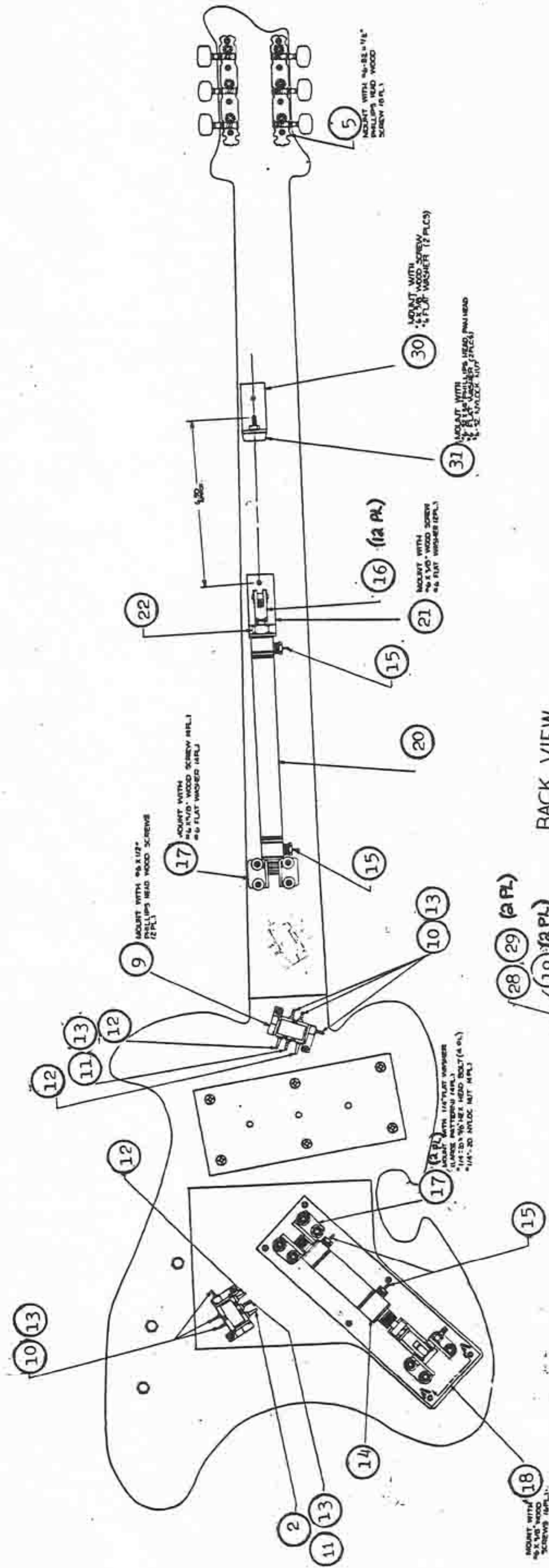
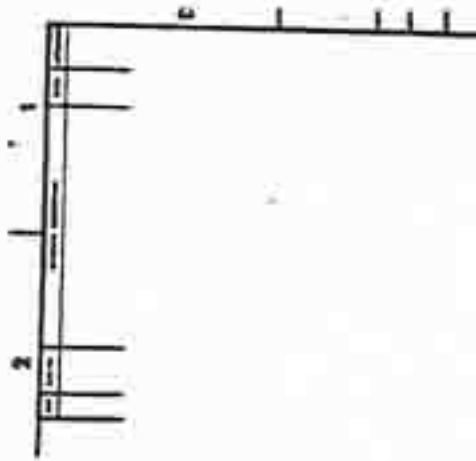
REVISIONS		DATE		BY	
1	INITIALS	2	DATE	3	BY
APPROVED FOR CONSTRUCTION				DATE	
NAME				DATE	
TITLE				DATE	
PROJECT NAME				DATE	
DRAWING NO.				DATE	
SCALE				DATE	
SHEET NO.				DATE	
TOTAL SHEETS				DATE	



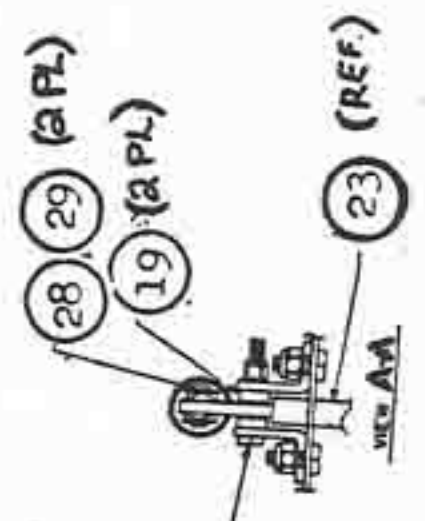
FRONT VIEW

NOTE:
 [1] USE 1/8" FLAT WOODEN WIPERS
 COVERED IN FELT OF 1/8" x 3/8"
 CUTTING DIAMETER. FILES IN
 1/8" WIPERS. DO NOT USE ANY OTHER
 MATERIALS IN THIS AREA. THE
 WIPERS SHOULD BE KEPT CLEAN AND NOT
 OILED. THE WIPERS SHOULD BE
 KEPT IN THE CASE WHEN NOT IN USE.

1	INITIALS	2	DATE
APPROVED FOR CONSTRUCTION		DATE	
NAME		DATE	
TITLE		DATE	
PROJECT NAME		DATE	
DRAWING NO.		DATE	
SCALE		DATE	
SHEET NO.		DATE	
TOTAL SHEETS		DATE	



BACK VIEW



MOUNT WITH #4 X 1/8" WOOD SCREW #8 FLAT WOOD NUT #8 X 1/8" WOOD SCREW #8 FLAT WOOD NUT (2 PL)

MOUNT WITH #8 X 1/8" WOOD SCREWS (APL)

B7.1-2

REVISIONS		DATE		BY	
NO.	DESCRIPTION				
1	ISSUED FOR PRODUCTION				
2					
3					
4					
5					
6					
7					
8					
9					
10					
11					
12					
13					
14					
15					
16					
17					
18					
19					
20					
21					
22					
23					
24					
25					
26					
27					
28					
29					
30					
31					

DATE: 10/15/50
BY: [Signature]
TITLE: GUITAR ASSEMBLY
SYND-UP CHARACTER

LIST OF MATERIALS

REV

00 + 02 3

C



ITEM	90	80	70	60	50	40	30	20	10	PART NUMBER	REFERENCE	DESCRIPTION	LM
1									1	01-0402-01		GUITAR BLANK	-
2													-
3									1	8000152-01		NICKLE P/U COVERS	-
4									1	8000153-01		ACOUSTIC BRIDGE W SADDLES	-
5									1	8000154-01		GEARS CLASSICAL STEEL STG.	-
6									3	8000155-01		FENDER TELE. KNOBS	-
7									30	7700018-01		BUSS WIRE 22 AWG	-
8									6	8000156-01		BRIDGE PUSH PINS	-
9									2	6100008-01		4 WAY VALVE	-
10									6	6300008-01		BARB 1/16" TUBE TO 10-32	-
11									2	6300001-01		BARB 1/8" TUBE TO 10-32	-
12									4	6300003-01		AIR MUFFLER	-
13									8	6300003-01		RUBBER WASHER	-
14									1	6000008-01		AIR CYLINDER	-
15									4	6300001-01		BARB	-
16									2	6500007-01		CLEVIS	-
17									3	6500006-01		PIVOT BRACKET	-
18									1	01-0403-01		GUITAR MECH. PLATE	-
19									2	01-0114-03		SPACER	-
20									1	6000024-01		AIR CYLINDER	-
21									1	01-0441-01		MTG. BRACKET BANJO	-
22									1	8000136-01		MTG. NUT	-
23									1	02-0308-01		GUITAR STRUM HAND WELD	-

USED ON	-60	-70	-80	-90	REV	TITLE
-10	00-0200				REV	
-20					ECO	GUITAR ASSEMBLY- STAND-UP
-30					0884	
-40					0960	CHARACTER
-50					1166	REV

LIST OF MATERIALS

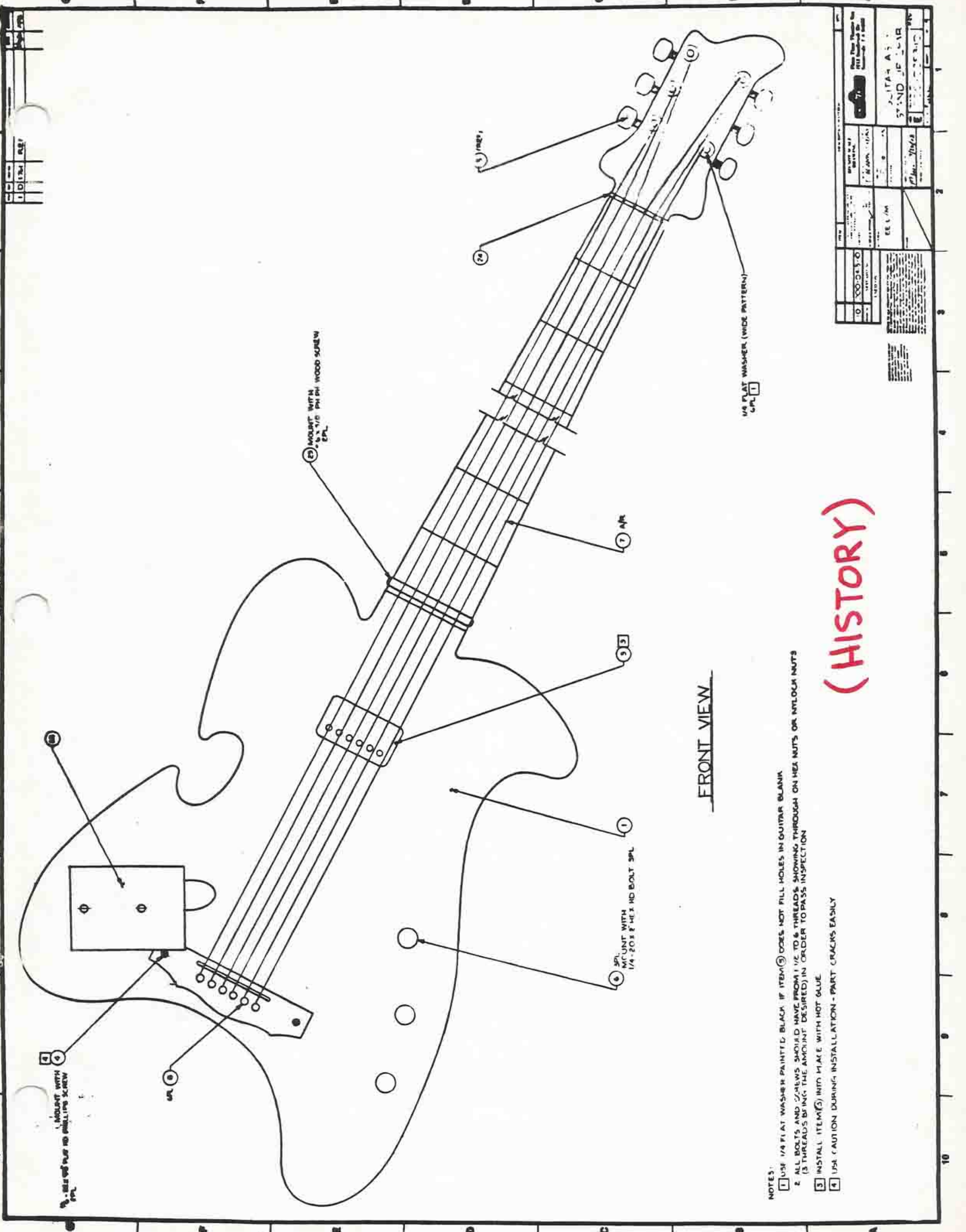


REV 0

00+02F

ITEM	90	80	70	60	50	40	30	20	10	PART NUMBER	REFERENCE	DESCRIPTION	LM
24										+			
25										+			
26									1	01-0454-01		GUITAR NUT - THE KING	-
27									1	01-0453-01		GUITAR STRING BRKT.	-
28									1	01-0455-01		GUITAR STRUM HAND MECH. PIN	-
29									2	800001501		'E' RING 1/4" SHAFT	-
30									1	01-0501-01		CYLINDER BUMPER BRKT	-
31									1	580004301		RECESSED BUMPER	-
										+			
										+			
										+			
										+			
										+			
										+			
										+			
										+			
										+			
										+			
										+			
										+			

USED ON	REV	TITLE
-10		
-20		
-30		
-40		
-50		
-60		GUITAR ASSEMBLY
-70		STAND-UP
-80		CHARACTER REV
-90		A 00+0257+C

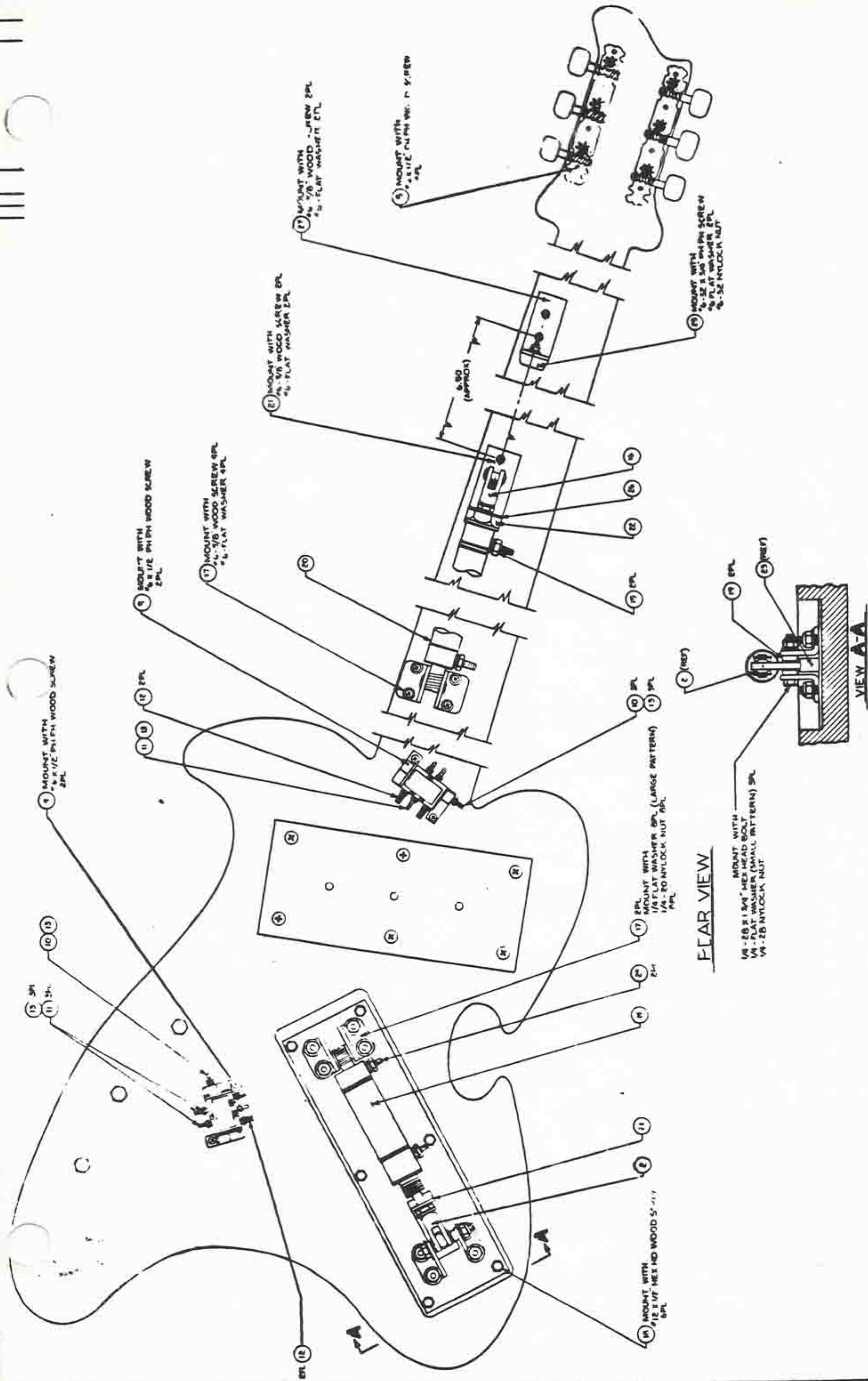


FRONT VIEW

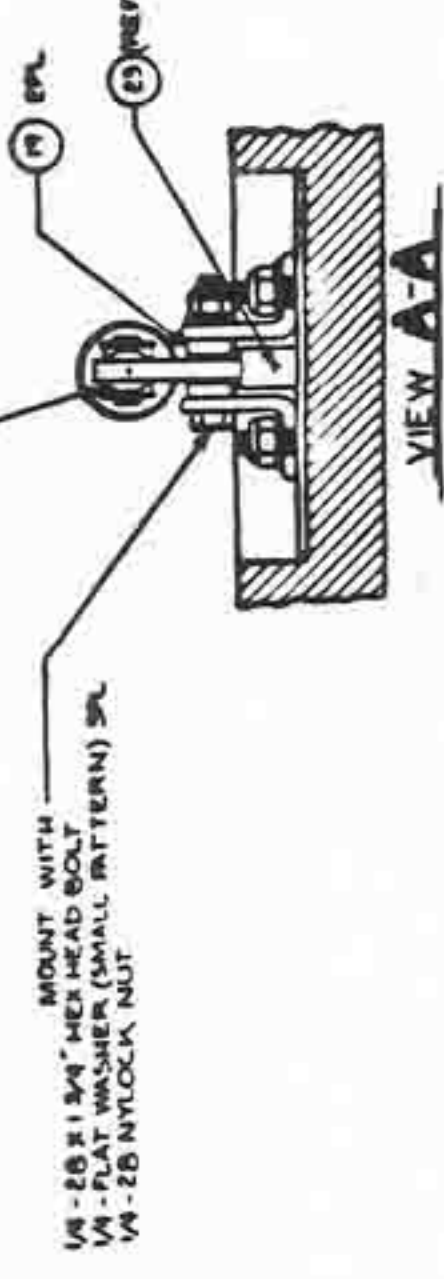
(HISTORY)

- NOTES:
- 1 USE 1/4 FLAT WASHER PAINTED BLACK IF ITEM 5 DOES NOT FILL HOLES IN GUITAR BLANK
 - 2 ALL BOLTS AND SCREWS SHOULD HAVE FROM 1/2 TO 3 THREADS SHOWING THROUGH ON HEX NUTS OR NYLON NUTS (3 THREADS BEING THE AMOUNT DESIRED) IN ORDER TO PASS INSPECTION
 - 3 INSTALL ITEM 5 INTO PLACE WITH HOT GLUE
 - 4 USE CAUTION DURING INSTALLATION - PART CRACKS EASILY

10	00-083-0	1/4-20 X 2 PH HD BOLT SPL	10	00-083-0	1/4-20 X 2 PH HD BOLT SPL
11	00-083-0	1/4-20 X 2 PH HD BOLT SPL	11	00-083-0	1/4-20 X 2 PH HD BOLT SPL
12	00-083-0	1/4-20 X 2 PH HD BOLT SPL	12	00-083-0	1/4-20 X 2 PH HD BOLT SPL
13	00-083-0	1/4-20 X 2 PH HD BOLT SPL	13	00-083-0	1/4-20 X 2 PH HD BOLT SPL
14	00-083-0	1/4-20 X 2 PH HD BOLT SPL	14	00-083-0	1/4-20 X 2 PH HD BOLT SPL
15	00-083-0	1/4-20 X 2 PH HD BOLT SPL	15	00-083-0	1/4-20 X 2 PH HD BOLT SPL
16	00-083-0	1/4-20 X 2 PH HD BOLT SPL	16	00-083-0	1/4-20 X 2 PH HD BOLT SPL
17	00-083-0	1/4-20 X 2 PH HD BOLT SPL	17	00-083-0	1/4-20 X 2 PH HD BOLT SPL
18	00-083-0	1/4-20 X 2 PH HD BOLT SPL	18	00-083-0	1/4-20 X 2 PH HD BOLT SPL
19	00-083-0	1/4-20 X 2 PH HD BOLT SPL	19	00-083-0	1/4-20 X 2 PH HD BOLT SPL
20	00-083-0	1/4-20 X 2 PH HD BOLT SPL	20	00-083-0	1/4-20 X 2 PH HD BOLT SPL



REAR VIEW



VIEW A-A

		GUITAR ASSY STAND UP CHAIR	
PART NO. 000-0253-10 REV. 01	DATE 10/1/77	DRAWN BY J. H. ...	CHECKED BY ...
DESIGNED BY ...	ENGINEER ...	MATERIALS ...	MANUFACTURING ...
FINISH ...	WEIGHT ...	DIMENSIONS ...	COMMENTS ...

LIST OF MATERIALS



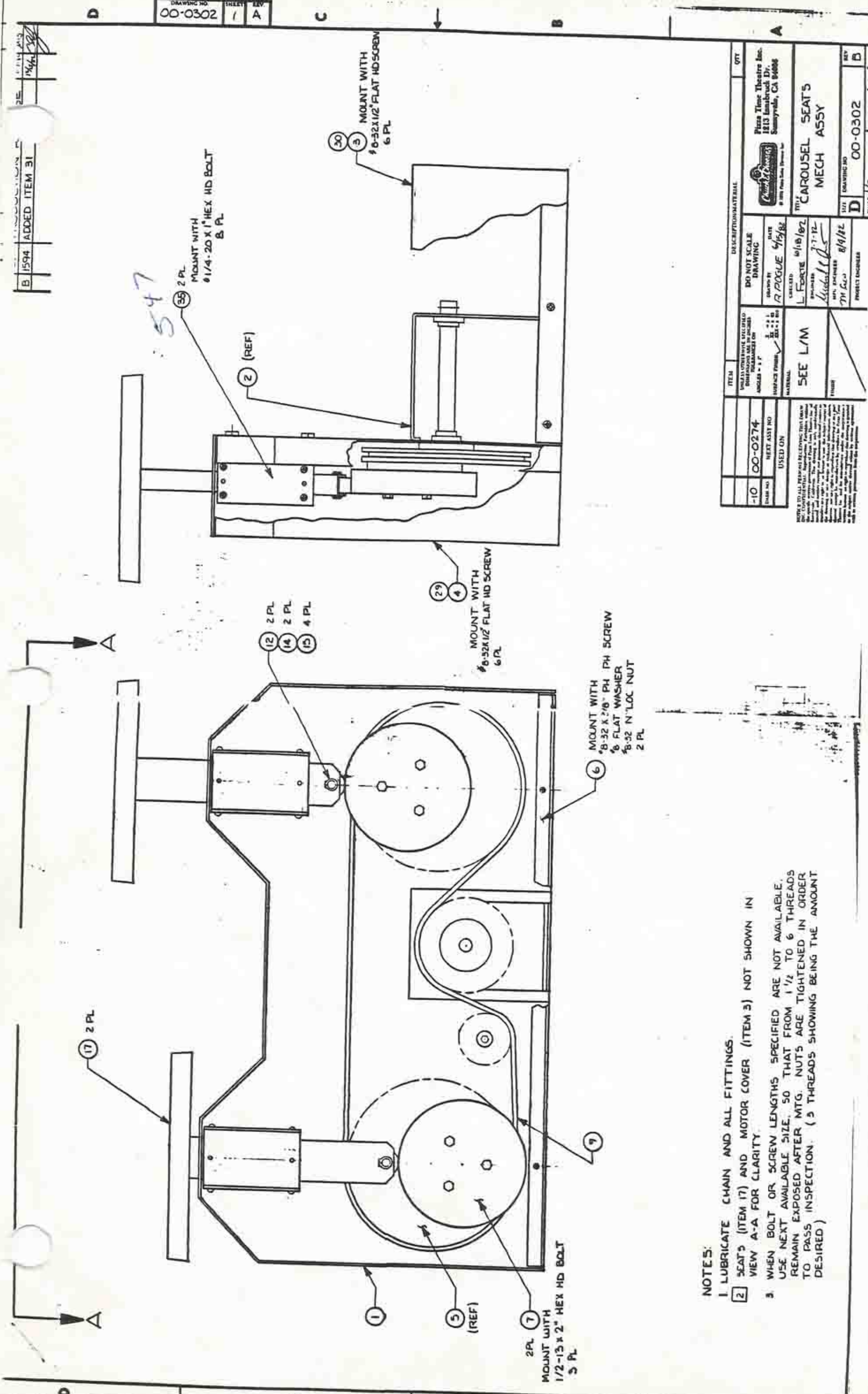
ITEM	PART NUMBER										REFERENCE	DESCRIPTION	LM
	90	80	70	60	50	40	30	20	10				
1									1	001040201		GUITAR BLANK	-
2									1	650001401		CLEVIS ROD	-
3									1	800015201		NICKLE P/U COVER	-
4									1	800015301		ACOUSTIC BRIDGE W SADDLES	-
5									1	800015401		GEARS CLASSICAL STEEL STG	-
6								3	800015501		FENDER TELE KNOBS	-	
7								APR	770001801		BUSS WIRE 22 AWG	-	
8								6	300015601		BRIDGE PUSH PINS	-	
9								2	610000801		4 WAY VALVE	-	
10								4	630000801		BARB, #10-32 TO 1/16"	-	
11								4	630000101		BARB, #10-32 TO 1/8"	-	
12								4	630000301		AIR MUFFLER	-	
13								8	630000301		RUBBER WASHER	-	
14								1	600000801		AIR CYLINDER	-	
15								3	6300001101		BARB 1/8NPT TO 1/8OD TO 1/16ID	-	
16								1	650000701		CLEVIS ROD	-	
17								3	650000601		PIVOT BRACKET	-	
18								1	001040301		GUITAR MECH PLATE	-	
19								2	001011403		SPACER	-	
20								1	600002401		AIR CYLINDER	-	
21								1	001044101		MTG BRACKET BANJO	-	
22								1	800013601		MTG NUT 5/8-18	-	
23								1	002030801		GUITAR STRUM HAND WELD	-	

ITEM	USED ON	REV	TITLE
-10	00-0413	D	GUITAR ASSEMBLY
-20		ECO	STAND-IJP
-30		1761	CHARACTER REV
-40			ASSY NO. 0000253-10-DI
-50			

LIST OF MATERIALS

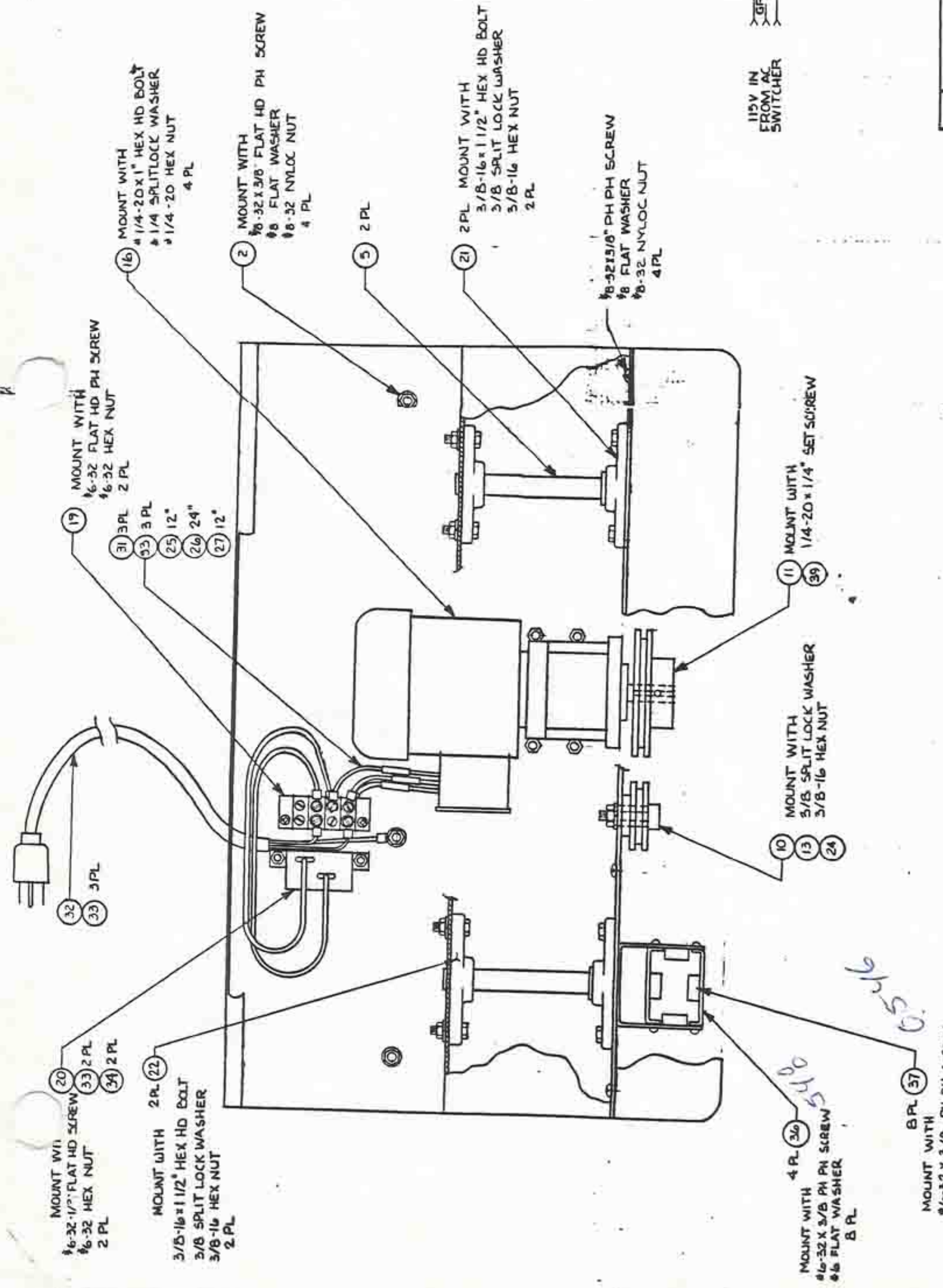


ITEM	PART NUMBER										REFERENCE	DESCRIPTION	LM
	90	80	70	60	50	40	30	20	10				
24								1	001-0454-01			GUITAR NUT - THE KING	-
25								1	001-0453-01			GUITAR STRING BRKT	-
26								2	001-0321-01			LEATHER WASHER	-
27								1	001-0501-01			CYLINDER BUMPER BRKT	-
28								1	580-0043-01			RECESSED BUMPER	-
29								2	630-0044-01			BARB, 1/4NPT TO 1/8ID	-

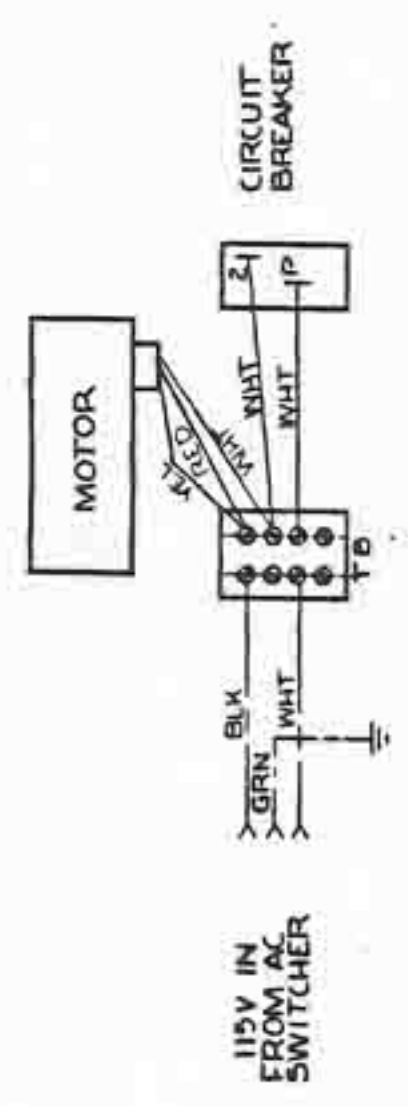


- NOTES:
- 1 LUBRICATE CHAIN AND ALL FITTINGS.
 - 2 SEAT'S (ITEM 17) AND MOTOR COVER (ITEM 3) NOT SHOWN IN VIEW A-A FOR CLARITY.
 - 3 WHEN BOLT OR SCREW LENGTHS SPECIFIED ARE NOT AVAILABLE, USE NEXT AVAILABLE SIZE, SO THAT FROM 1/2 TO 6 THREADS REMAIN EXPOSED AFTER MTG. NUTS ARE TIGHTENED IN ORDER TO PASS INSPECTION. (3 THREADS SHOWING BEING THE AMOUNT DESIRED)

ITEM	DESCRIPTION/MATERIAL	QTY
-10	00-0274	
DO NOT SCALE DRAWING DRAWN BY R. ROGUE 4/15/82 CHECKED BY L. FORCIE 4/18/82 APPROVED BY J. H. GUNN 8/4/82 PROJECT ENGINEER		
TITLE: CAROUSEL SEAT'S MECH ASSY DRAWING NO: 00-0302 REV: D		
Pizza Time Theatre Inc. 1813 Lambshead Dr. Sunnyvale, CA 94088		



WIRING DIAGRAM



VIEW A-A

ITEM	DESCRIPTION/MATERIAL	QTY
	DO NOT SCALE DRAWING	
	DATE 6/19/82	
	DRAWN BY R. FOGLE	
	CHECKED	
	ENGINEER	
	MFC ENGINEER	
	PROJECT ENGINEER	
	TITLE CAROUSEL SEATS MECH ASSY	
	121 DRAWING NO. 00-0302	
		B

NOTE: ALL DIMENSIONS UNLESS OTHERWISE SPECIFIED ARE IN INCHES.
 DIMENSIONS ARE TO CENTER UNLESS OTHERWISE SPECIFIED.
 UNLESS OTHERWISE SPECIFIED, ALL DIMENSIONS ARE TO CENTER UNLESS OTHERWISE SPECIFIED.
 UNLESS OTHERWISE SPECIFIED, ALL DIMENSIONS ARE TO CENTER UNLESS OTHERWISE SPECIFIED.
 UNLESS OTHERWISE SPECIFIED, ALL DIMENSIONS ARE TO CENTER UNLESS OTHERWISE SPECIFIED.

Five Time Theatre Inc.
 1813 Lakeside Dr.
 Sunnyvale, CA 94088

LIST OF MATERIALS



REV

00+0302

B

ITEM	PART NUMBER										REFERENCE	DESCRIPTION	L/M
	90	80	70	60	50	40	30	20	10				
1									1	01-0378-01		PLATE, BASE	-
2									1	01-0377-01		BRACKET, SUPPORT	-
3									1	01-0376-01		COVER, MOTOR	-
4									1	01-0375-01		COVER, FRONT	-
5								2	01-0552-01		SPROCKET/SHAFT ASSY	-	
6								1	01-0373-01		PLATE, DRIP	-	
7								2	01-0550-01		CAM, CAROUSEL	-	
8													
9								1	01-0557-01		CHAIN #35 DBL	-	
10								1	800018901		SPROCKET #35 DBL IDLER	-	
11								1	01-0551-01		SPROCKET, MOTOR	-	
12								2	01-0533-01		AXLE, ROLLER	-	
13								1	01-0398-01		BUSHING, IDLER	-	
14								2	680004001		ROLLER BEARING	-	
15								4	800018801		RETAINING RING	-	
16								1	800013801		MOTOR	-	
17								2	01-0535-01		SEAT	-	
18													
19								1	580004401		BLOCK, TERMINAL	-	
20								1	830001201		CIRCUIT BREAKER	-	
21								2	680003101		BEARING ROLLER	-	
22								2	680003201		BEARING SLEEVE	-	
23													

USED ON	REV	REV	TITLE
-10 00-0274	A	1389	CAROUSEL SEATS
-20	B	1594	MECH ASSY
-30			
-40			
-50			

LIST OF MATERIALS



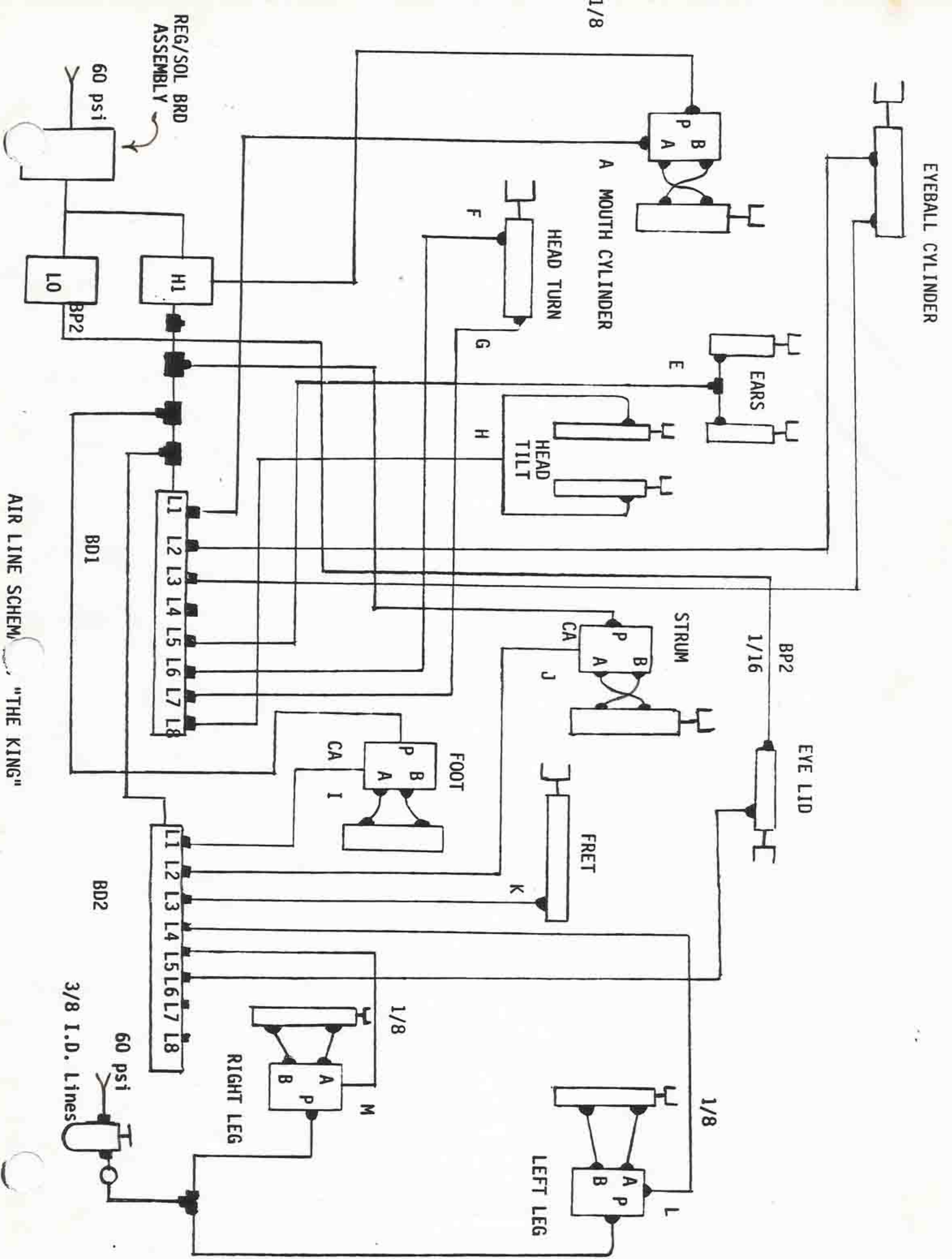
REV

00+0302

B

ITEM	PART NUMBER										REFERENCE	DESCRIPTION	LM
	90	80	70	60	50	40	30	20	10				
24									1	01-0497-01		SCREW, SHOULDER	-
25								1/8	77-0004-03			WIRE, 18 AWG RED	-
26								1/8	77-0004-10			WIRE, 18 AWG WHT	-
27								1/8	77-0004-05			WIRE 18 AWG YEL	-
28													
29								1	01-0485-01			CARPET, FRONT COVER	-
30								1	01-0486-01			CARPET, MOTOR COVER	-
31								3	76-0017-01			BUTT SPLICE	-
32								1	77-0006-01			AC LINE CORD	-
33								8	76-0023-01			SPADE LUG	-
34								2	76-0027-01			QUICK CONN 1/4	-
35								2	01-0547-01			BRACKET, SEAT GUIDE	-
36								4	01-0548-01			PLATE, BEARING BLK	-
37								8	01-0546-01			BLOCK, BEARING	-
38													
39								1	800-0178-01			KEY SEAT 3/16 x 3/16 x 1	-
40													

USED ON	REV	TITLE
-10		CAROUSEL SEATS
-20		MECH ASSY
-30		
-40		
-50		



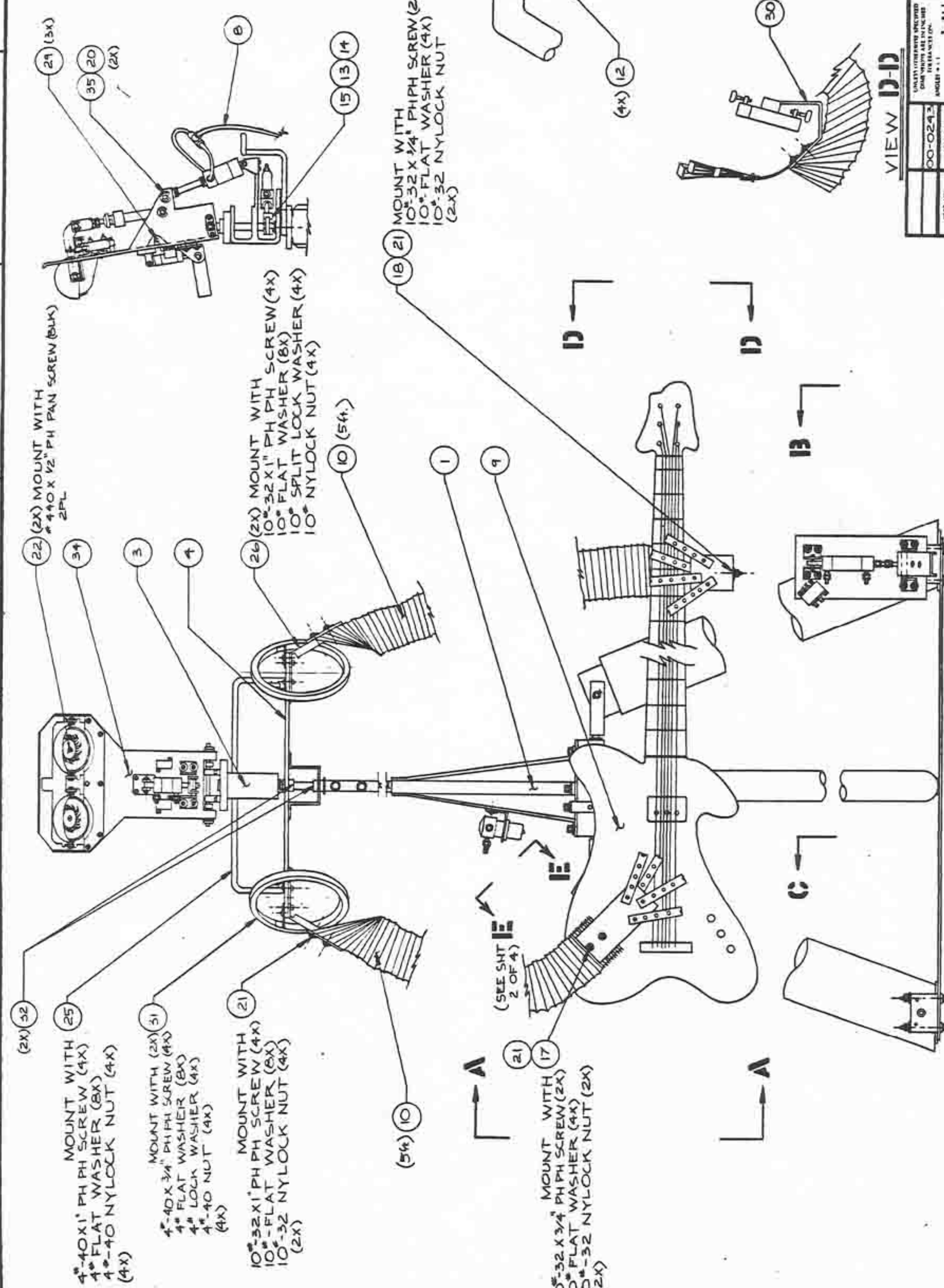
AIR LINE SCHEM. "THE KING"

FOR NEW
HIPS!

002-0309-10 TO 001-0675-10
KIT

1	000-0330-10	BALL JOINT RETRO	1
2	680-0039-01	BALL JOINT	2
3	001-0675-01-06	BASE WELCOMENT	1
4	001-0539-01		2
5	800-0136-01		2
6	001-0363-01		4
7	805-5624-16-01		4
8	822-5016-00-01		4
9	812-5618-00-01		4
10	804-1032-20-01		8
11	821-0010-00-01		8
12	822-0010-00-01		8
13	805-1420-10-07		8
14	821-1004-00-01		8
15	822-1004-00-06		8
16	001-0357-01 (SHORT)		2

REV	DESCRIPTION	DATE	APPROVED
A	0871 PRODUCTION RELEASE	11/21/81	F. Tibbs
B	UP DATE L/M ADD ITEMS 31 AND 32 & CHANGE ITEMS 5, 4, 14	2-11-81	F. Tibbs
C	01171 OBSOLETE ITEM 2 & 16, ADD ITEMS 33, 34, 35, 36, 37, 38, 39, 40, 41, 42		



4\"/>

4\"/>

10\"/>

10\"/>

10\"/>

10\"/>

10\"/>

10\"/>

10\"/>

10\"/>

10\"/>

10\"/>

VIEW A-A

VIEW B-B

VIEW C-C

VIEW D-D

VIEW E-E

VIEW F-F

VIEW G-G

VIEW H-H

VIEW I-I

OUTSTANDING ECNs	
DO NOT SCALE DRAWING	DATE 11/11/81
DESIGNED BY DADAMS	DATE 11/11/81
CHECKED BY F. TIBBS	DATE 12/21/81
PROJECT ENGINEER	
PROJECT MANAGER	
DATE 00-024	USED ON
SCALE 1/4\"/>	
SEE L/M	
<small>NOTE: ALL DIMENSIONS UNLESS OTHERWISE SPECIFIED ARE IN INCHES. DIMENSIONS IN PARENTHESES ARE IN MILLIMETERS. DIMENSIONS IN PARENTHESES ARE TO BE USED ONLY IF THE DIMENSION IS IN PARENTHESES. DIMENSIONS IN PARENTHESES ARE TO BE USED ONLY IF THE DIMENSION IS IN PARENTHESES. DIMENSIONS IN PARENTHESES ARE TO BE USED ONLY IF THE DIMENSION IS IN PARENTHESES.</small>	

FINAL MECHANICAL ASSY - THE KING

REV D 00-0200

DATE 11/11/81

BY F. TIBBS

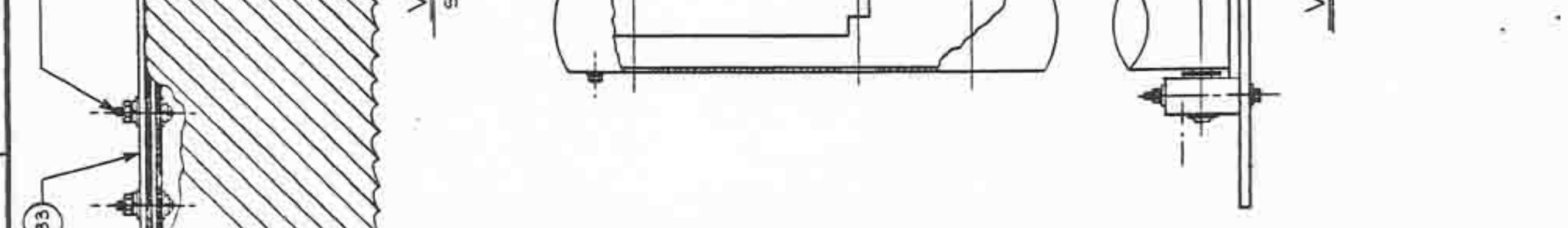
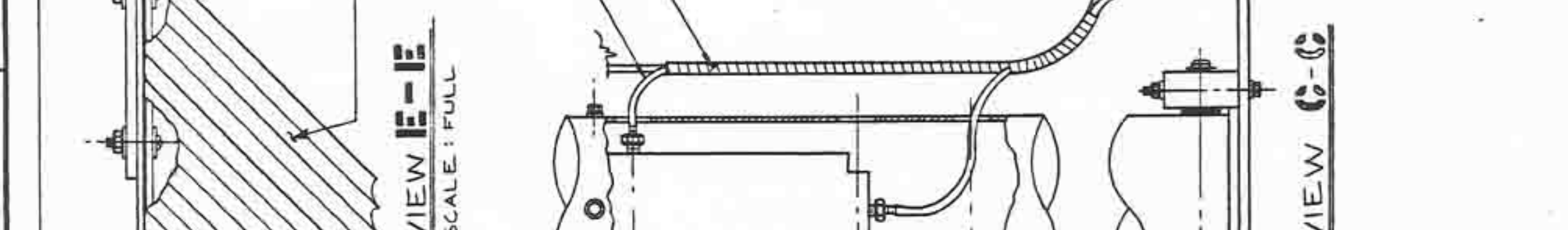
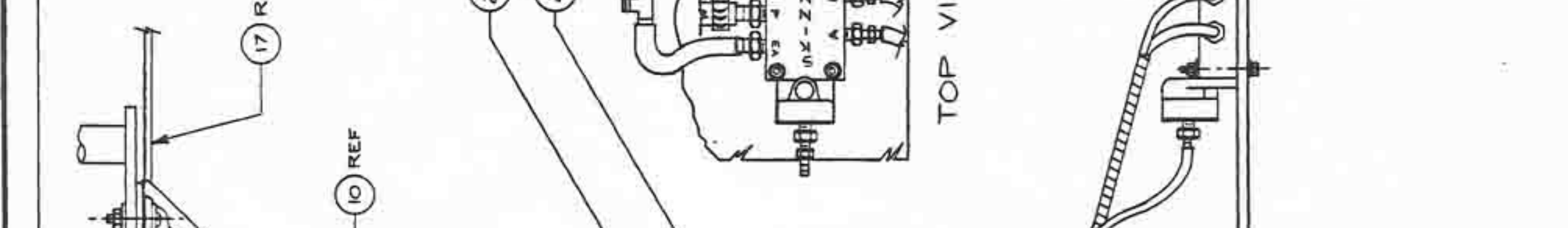
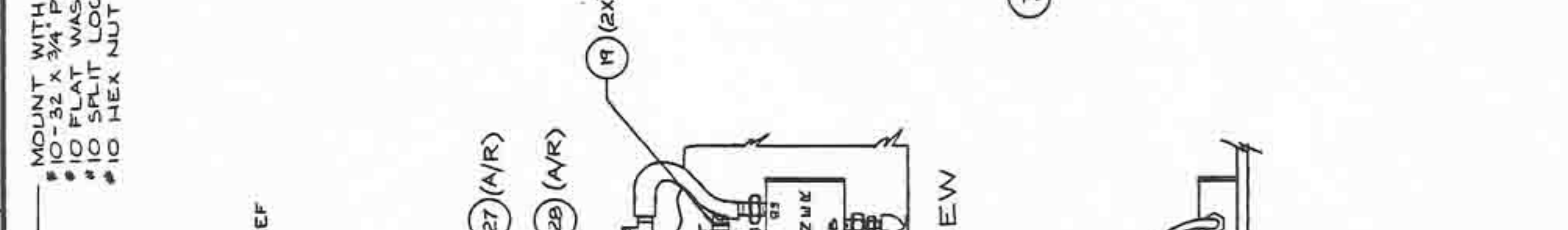
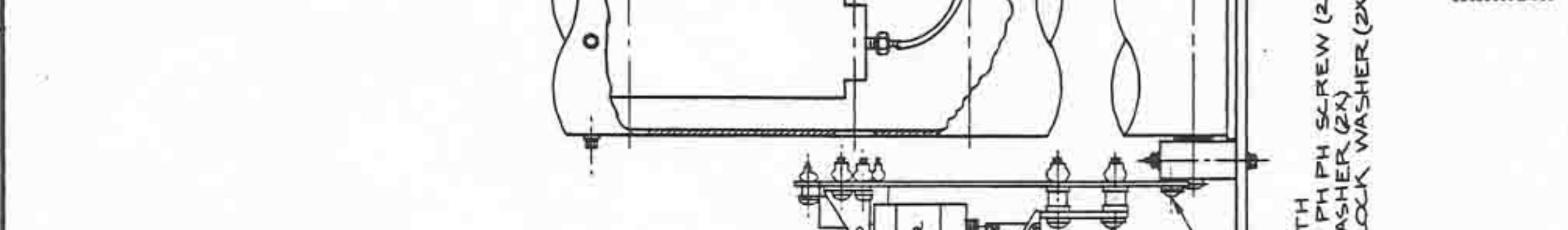
SCALE 1/4\"/>

Notes: 1. IF ALL BOLTS OR SCREWS LENGTHS SPECIFIED ARE NOT AVAILABLE, USE NEXT CLOSEST SIZE, SO THAT 1/2 TO 6 THREADS SHOW THROUGH ON HEX NUTS OR NYLOCK NUTS (3-THREADS BEING THE AMOUNT DESIRED) IN ORDER TO PASS INSPECTION

REV	FORM	REVISION DESCRIPTION	DATE	APPROVED

DO NOT SCALE DRAWING	DATE 11/1/81	BY D.A.D.A.P.S.
DESIGNED BY FT.D.B.S.	DATE 12-2-81	BY
CHECKED BY	DATE	BY
APPROVED BY	DATE	BY
SCALE 1/2" = 1"	PROJECT NO. 00-0200	REV. C

PLEASE REFER TO THE DRAWING FOR ALL DIMENSIONS AND TOLERANCES. DIMENSIONS ARE IN INCHES UNLESS OTHERWISE SPECIFIED. ANGLES ARE IN DEGREES. SURFACE FINISHES ARE AS SHOWN. MATERIAL: SEE L/M. FINISHES: SEE L/M. SPECIAL NOTES: SEE L/M.



LIST OF MATERIALS



REV **00-02** **C**

B2.1-3

ITEM	PART NUMBER										REFERENCE	DESCRIPTION	L/M						
	90	80	70	60	50	40	30	20	10	0									
1									1	0	0	2	5	0	1	0	BASE PLATE TORSO ASSY.	YES	
2																			
3									1	0	0	2	6	8	1	0	YOKE ASSY R&T	YES	
4									1	0	2	0	3	4	5	1	0	SHOULDER PLATE WELD.	YES
5									1	0	6	1	0	0	5	1	1	SOL. BOARD ASSY. THE KING #1	YES
6									1	0	6	1	0	0	5	2	1	SOL. BOARD ASSY. THE KING #2	YES
7									1	0	0	0	2	5	5	1	0	FOOT MECH. ASSY.	YES
8									1	0	0	0	2	5	6	1	0	AIRLINE ASSY. - THE KING	YES
9									1	0	0	0	2	5	3	1	0	GUITAR ASSY. - STAND-UP CHAR	YES
10									1	7	5	0	0	0	7	0	1	DRYER HOSE, 4" DIA	-
11									4	8	0	0	0	0	9	4	0	STAND OFF	-
12									4	5	8	0	0	0	3	8	0	STAND OFF	-
13									1	0	1	0	1	0	0	0	1	HEAD TURN DRIVE	-
14									1	6	8	0	0	0	3	4	0	BEARING	-
15									1	8	0	0	0	1	4	9	0	DRIVE LOCK PIN	-
16																			-
17									1	0	2	0	0	1	0	1	0	HAND ASSY. - RIGHT	-
18									1	0	2	0	0	1	0	2	0	HAND ASSY. - LEFT	-
19									2	8	0	0	0	0	3	1	0	HOSE CLAMP	-
20									2	8	0	0	0	0	1	5	0	'E' RING, 1/4" SHAFT	-
21									8	0	1	0	2	8	8	0	1	LEATHER STRAIN RELIEF	-
22									2	0	2	0	0	2	2	5	0	IRIS-DOLLI & ARTIE	-
23									12	7	6	0	0	0	1	1	0	TIE WRAP	-

USED ON	REV	REV	REV	TITLE
-60				FINAL MECHANICAL
-70	000-0243-10			ASSEMBLY
-80				THE KING
-90				
-50				A 000200 + C

LIST OF MATERIALS



REV

00-02-0

C

B2.1-4

ITEM	PART NUMBER										REFERENCE	DESCRIPTION	LM
	90	80	70	60	50	40	30	20	10				
25									1	01-0365-01		COSM. SUPT. BAR-STD-UPCHAR	-
26									2	01-0366-01		UP ARM COSM. SUPT. PLATE	-
27									10	740-001-01		TUBING 1/8" OD	-
28									6	760-001-01		SPIRAL WRAP 1/4" OD	-
29									3	760-002-01		ADJ. CABLE TIE DOWN	-
30									1	01-0364-01		FRET BRKT-STAND-UPCHAR	-
31									2	01-0465-01		COSMETIC SUPPORT RING	-
32									2	680-003-01		BEARING 5/8 I.D.	-
33									1	01-0500-01		WRIST STRAP	-
34									1	00-0248-30		HEAD MECH ASSY-W-EARS	-
35									1	01-0461-01		HEAD TILT SHAFT	-

* * *

USED ON	REV	TITLE
-10	000-0243-10	FINAL MECHANICAL
-20		ASSEMBLY-
-30		THE KING
-40		REV
-50		A 00-0200 + C

LIST OF MATERIALS

00+001

REV

ITEM	90	80	70	60	50	40	30	20	10	PART NUMBER	REFERENCE	DESCRIPTION	L/M
1							1	1		01-0065-		Head Mech Plate	-
2							8	8		80-0030-		Well Nut 1/4-20	-
3							2	2		80-0029-		Well Nut 6-32	-
4							4	4		80-0033-		Well Nut 8-32	-
5							2	2		01-0023-		Head Tilt Clevis Shaft Brkt	-
6										-			-
7							2	2		680-0005-		Bearing	-
8							1	1		610-0008-		4 way Valve	-
9							7	6	5	630-0008-		Barb, 10-32x1/16"	-
10							3	3	3	630-0001-		Barb, 10-32x1/8"	-
11							2	2	2	630-0003-		Air Muffler	-
12										-			-
13							1	1	1	650-0006-		Bracket, Mouth Pivot	-
14							1	1	1	01-0061-		Jaw Hinge	-
15							1	1	1	01-0052-		Jaw Pivot Pin	-
16							4	4	4	800-0015-		E Ring - 1/4 shaft	-
17							1	1	1	01-0055-		Jaw Clevis Shaft	-
18							1	1	1	01-0028-		Mouth Capband Clevis	-
19							1	1	1	01-0028-		Eye lid Trunnion Pivot Brkt	-
20							2	2	2	680-0020-		Bearing, Nylon	-
21							1	1	1	600-0010-		Air Cylinder *BET-OIL-D (eyelid)	-
22							1	1	1	680-0008-		Bearing, 253EDx.3155 ODx 1/2"	-
23							1	1	1	600-0020-		Air Cylinder	-

1070
 0772
 0716
 0663
 0513
 0502
 0466
 0465
 0458
 0455
 0449
 0445
 0430
 0406
 0368

USED ON	REV	DATE	BY	DESCRIPTION	REV	DATE	BY	DESCRIPTION
-10	CEC, STD				ECO	0368		
-20	Passg				ECO	0406		
-30	Delli-Aette				ECO	0430		
-40					ECO	0445		
-50					ECO	0455		
					ECO	0465		
					ECO	0466		
					ECO	0502		
					ECO	0513		
					ECO	0663		
					ECO	0716		
					ECO	0772		
					ECO	1070		

TITLE

Head Assembly

REV

A 00+0044 +

LIST OF MATERIALS



REV

00+0044

ITEM	PART NUMBER										REFERENCE	DESCRIPTION	LM						
	90	80	70	60	50	40	30	20	10										
24						4	4	4	0	1	2	0	1		Spacer				
25						2	2	2	6	3	0	0	2		Barb 1/8 NPT to 1/8 ID				
26						1	1	1	0	1	0	0	3		Eyelid Cylinder Tie Rod				
27						2	3	2	6	5	0	0	4		Clevis w/rod, Erings, and 10-24 nut				
28						1	1	1	5	8	0	0	1		Standoff 10-24x1/2"				
29						1	1	1	0	0	0	4	3		1	0	EyeBall Assy - Stage Right	Yes	
30						1	1	1	0	0	0	4	3		2	0	EyeBall Assy - Stage Left	Yes	
31						1	1	1	6	0	0	0	1		6		Air Cylinder, Bimba #021-DXP		
32						1	1	1	0	1	0	2	6		3		Eye Turn Cylinder Brkt		
33						1	1	1	0	0	0	4	5				Eye Ball Centering Assy	Yes	
34						4	5	4	6	8	0	0	0		9		Bearing		
35																			
36						1	1	1	0	0	0	4	2				Eye lid Assy	Yes	
37						-	2	-	6	8	0	0	0		1		Bearing		
38						-	1	-	0	1	0	2	1		5		Standoff, Mustache		
39						2	2	2	0	1	0	2	1		4		Spacer		
40						2	2	2	6	8	0	0	0		1	4	Bearing		
41						1	1	1	0	1	0	2	2		9		Mouth Cylinder Pivot Mount		
42						-	1	-	0	1	0	2	3		0		PASG MUSTACHE		
43						-	1	-	0	1	0	1	3		3		Mustache Rod		
44						-	8	-	8	0	0	0	0		1	2	POP RIVET 1/8 DIA. X 1/8 GR		
45																			
46						-	1	-	6	0	0	0	0		2		Cylinder, Mustache		

USED ON	REV	TITLE
-60		
-70		
-80		Head Assembly
-90		
	ECO	
	REV	
		A 00+0044

B3.1-4

LIST OF MATERIALS

CHUCKE 10' CHEESE
PIZZA TIME THEATRE

REV

0070044

ITEM	PART NUMBER										REFERENCE	DESCRIPTION	L/M	
	90	80	70	60	50	40	30	20	10					
47													Pivot Bracket	-
48													Spherical Rod End	-
49													Spherical Rod End	-
50													Nylon Spacer	-
51													SPHERICAL ROD END	-
52													1/4" tubing	-
53													SOC. HD. SCREW #10-32x3/4"	-
54														
55														
56													Shaft, Head Plate Mount	-
57													Bearing, Allow Block	-
58													'E' Ring, 5/8" shaft	-
59													Spring 1/4" I.D. - 1/2" LG.	-
60													Spacer	-
61													Spacer	-
62													Mustache Mt Bracket	-
63													Mustache Linkage	-
64													Bearing	-
65													Mustache Linkage Collar	-
66													WASHER, RUBBER #10-32	-

USED ON	REV	TITLE
-10		
-20		Head Assy.
-30		
-40		
-50		

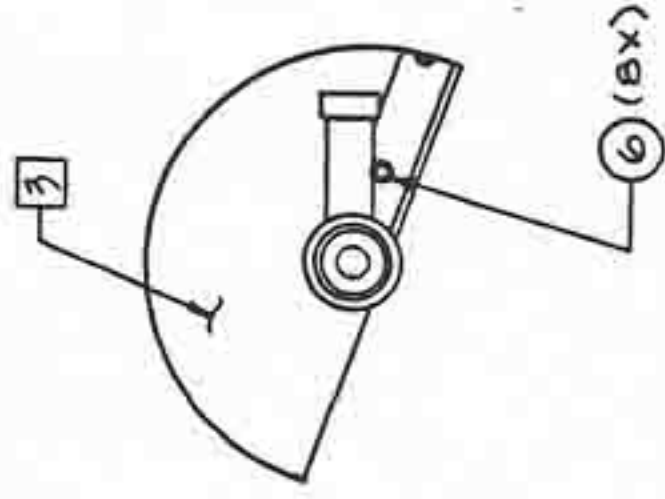
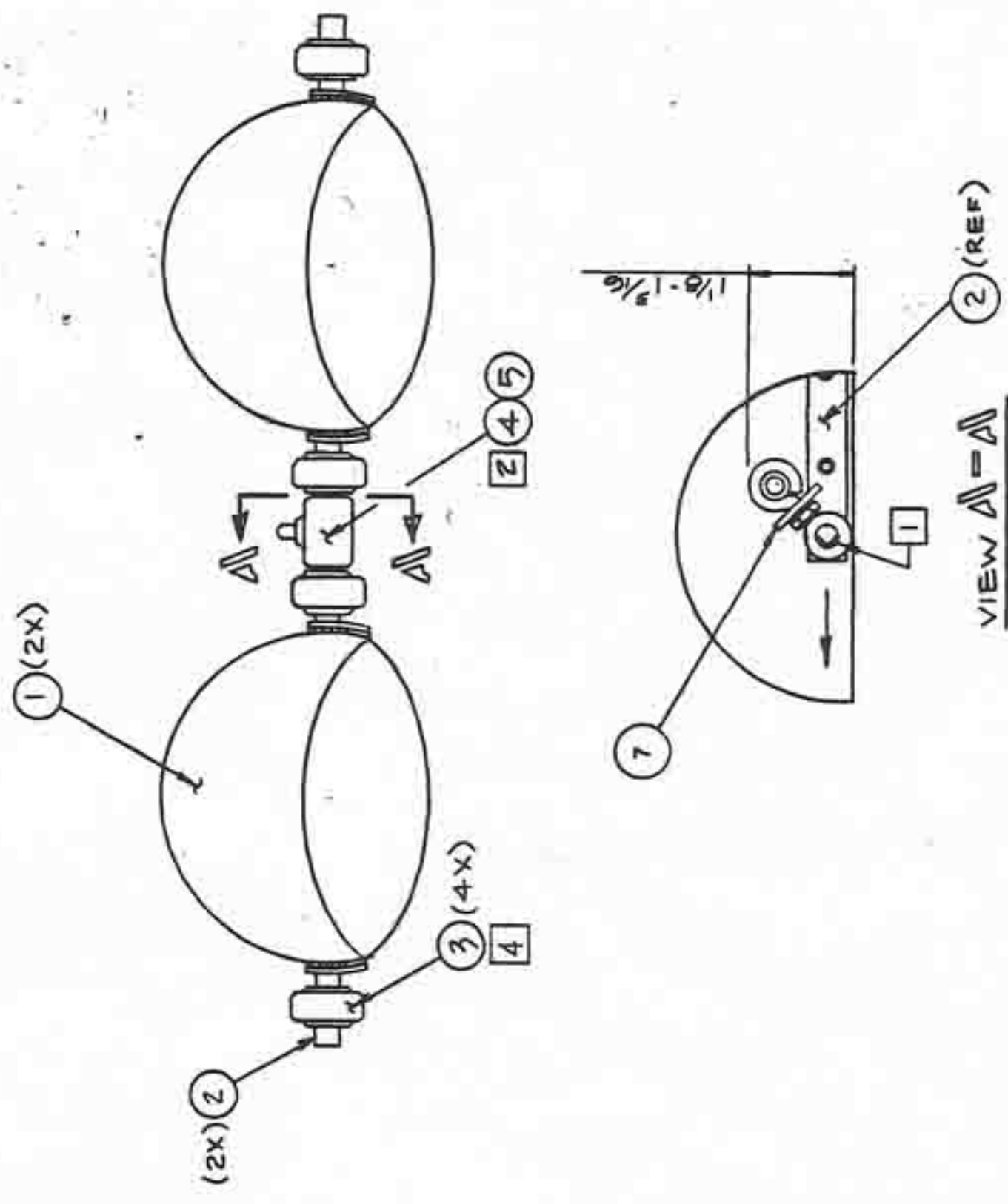
B3.1-5

OF 5

REV

A 10070044 FN

IRIS 002-0022-50



HISTORY

REV	REV NO.	DESCRIPTION	DATE	APPROVED
A	0462	REMOVED 01-0056 FROM LHM AND REPLACED WITH 01-0289. ADD ITEM 1.	6/4/80	[Signature]
B	0576	ITEM 1 - EYELID SUB-ASSY - OBSOLETE	7/1/80	[Signature]
C	0708	ADD ITEM 7 LEATHER WASHER	11/1/81	[Signature]
D	1007	ADDED ITEM 4		
	1131	OBSOLETE 00-0042-ID		

- NOTES:
- 1 NOTE ORIENTATION OF FLATS.
 - 2 USE LOCKTITE ON SET SCREWS DURING CHARACTER FINAL ASSY
 - 3 EYELIDS MUST BE PAINTED AND MATCHED TO CHARACTER BEFORE ASSY.
 - 4 CUT (ITEM 3) P/N 800-0023 TO 1.31" LONG 4 PLACES

DO NOT SCALE DRAWING DRAWN BY: [Signature] CHECKED BY: [Signature] DATE: 4-18-79		UNLESS OTHERWISE SPECIFIED DIMENSIONS ARE IN INCHES ANGLES IN DEGREES FINISHES: 1 1/8" 1/8" 1/16" 1/32" 1/64" SURFACE FINISH: SEE 1.1.1.1 MATERIAL: SEE P/L	
PART NO: 00-0044 TITLE: APPLICATION		PROPERTY NUMBER: [Blank] QTY IN STOCK: [Blank]	
OUTSTANDING BOM: [Blank]		TITLE: EYELID ASSY	
PLUS TECH THRUOUT INC. 10060 BULLY ROAD CUPERTINO, CA 95014		DRAWING NO: 00-0042 REV: C	



LIST OF MATERIALS

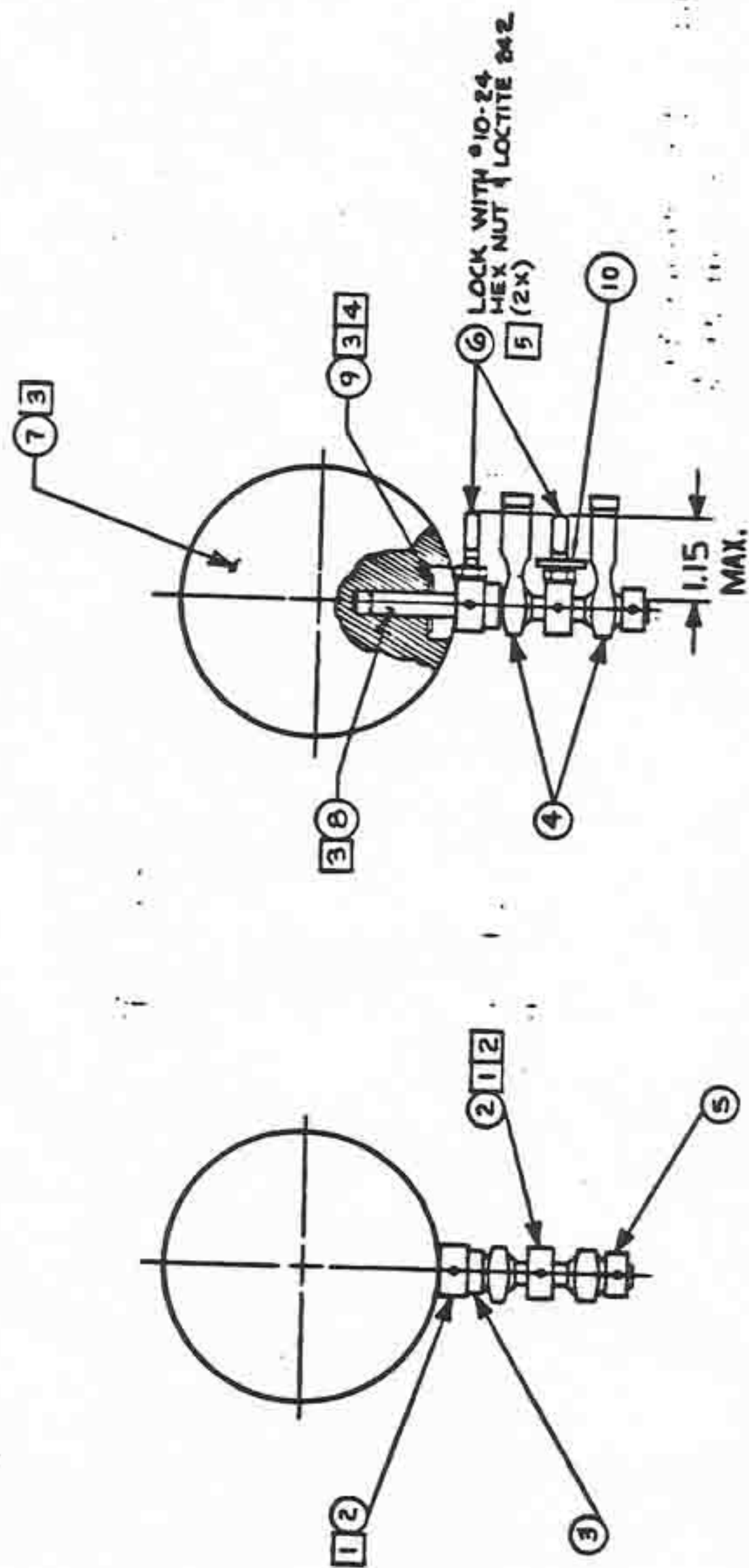
ITEM	PART NUMBER										REFERENCE	DESCRIPTION	REV
	90	70	60	50	40	30	20	10					
1							2	01-0057-01	0			EYELID	-
2							2	02-0289-01	0			SUPPORT RING-SHAFT WDMNT	-
3							4	06-0026-01	0			BEARING, SPHERICAL ROD	-
4							1	01-0043-01	0			EYELID CRANK COLLAR	-
5							1	08-0023-01	0			EYEBOLT #10-24	-
6							8	08-0052-01	0			POP RIVET 1/8 DIA x 1/16 GR	-
7							1	01-0321-01	0			LEATHER WASHER	-

HISTORY

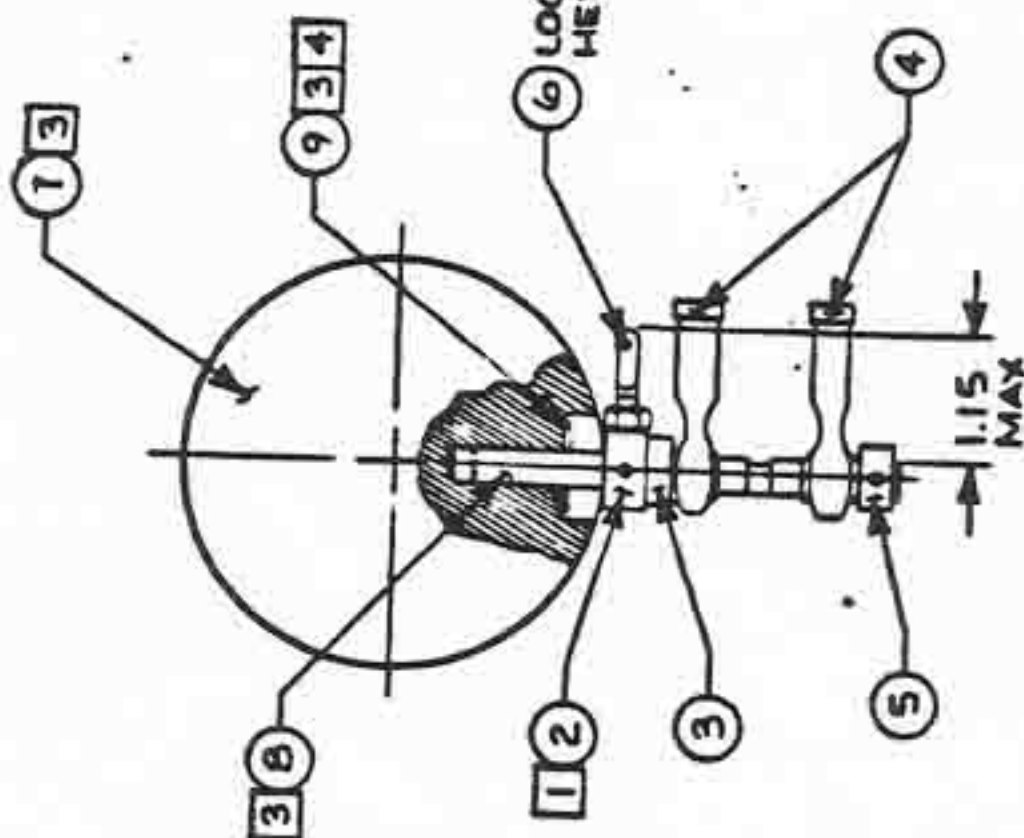
USED ON	-60	-70	-80	-90	ECO	REV	A	B	C	D	HISTORY	TITLE
-10	00-0044	-70					0462	0576	0708	1007		EYELID ASSY
-20		-80									1131	
-30		-90										
-40												
-50												

B3.2-2

REV	DESCRIPTION	DATE	BY
B	REVISION OF DRIVE SHAFT FINISH PARTS INTO THIS ASSY (ITEMS 7, 8, 9)	1/10/77	WJA
C	ADD ITEM 10 LEATHER WASHER	1/10/77	WJA
D	ADDED NOTE 7		
	1129 OBSOLETE 00-0044-10 1		
	083044 00-0044-10 1		



-10 VERSION
(STAGE RIGHT)



-20 VERSION
(STAGE LEFT)

- NOTES:
- ALIGN SET SCREW IN DRIVE COLLAR (ITEM 2) WITH FLATS ON PINOT SHAFT (ITEM 8). USE LOCTITE ON SET SCREWS.
 - CENTER BETWEEN ROD ENDS AFTER MOUNTING TO HEAD MECH PLATE (ASSY NO. 00-0044).
 - EPOXY SHAFT (ITEM 8) TO EYEBALL (ITEM 7) WITH SPRING PIN (ITEM 9) FLUSH TO BOTTOM OF MILLED SLOT AS SHOWN.
 - BACK FILL SLOT TO ENCAPSULATE SPRING PIN (ITEM 9), FILL SLOT COMPLETELY.
 - CUT (ITEM 6) PIN 800-029 TO 1.31" ± 2 PLACES

HISTORY

00-0044	DO NOT SCALE DRAWING	DATE	1
REV	DESCRIPTION	DATE	BY
D	00-0043		
EYEBALL ASSEMBLY		1	
Pace Time Systems Inc. 10000 Shub Road Cupertino, CA 95014		1	

LIST OF MATERIALS

PIZZA TIME THEATRE

00-0043

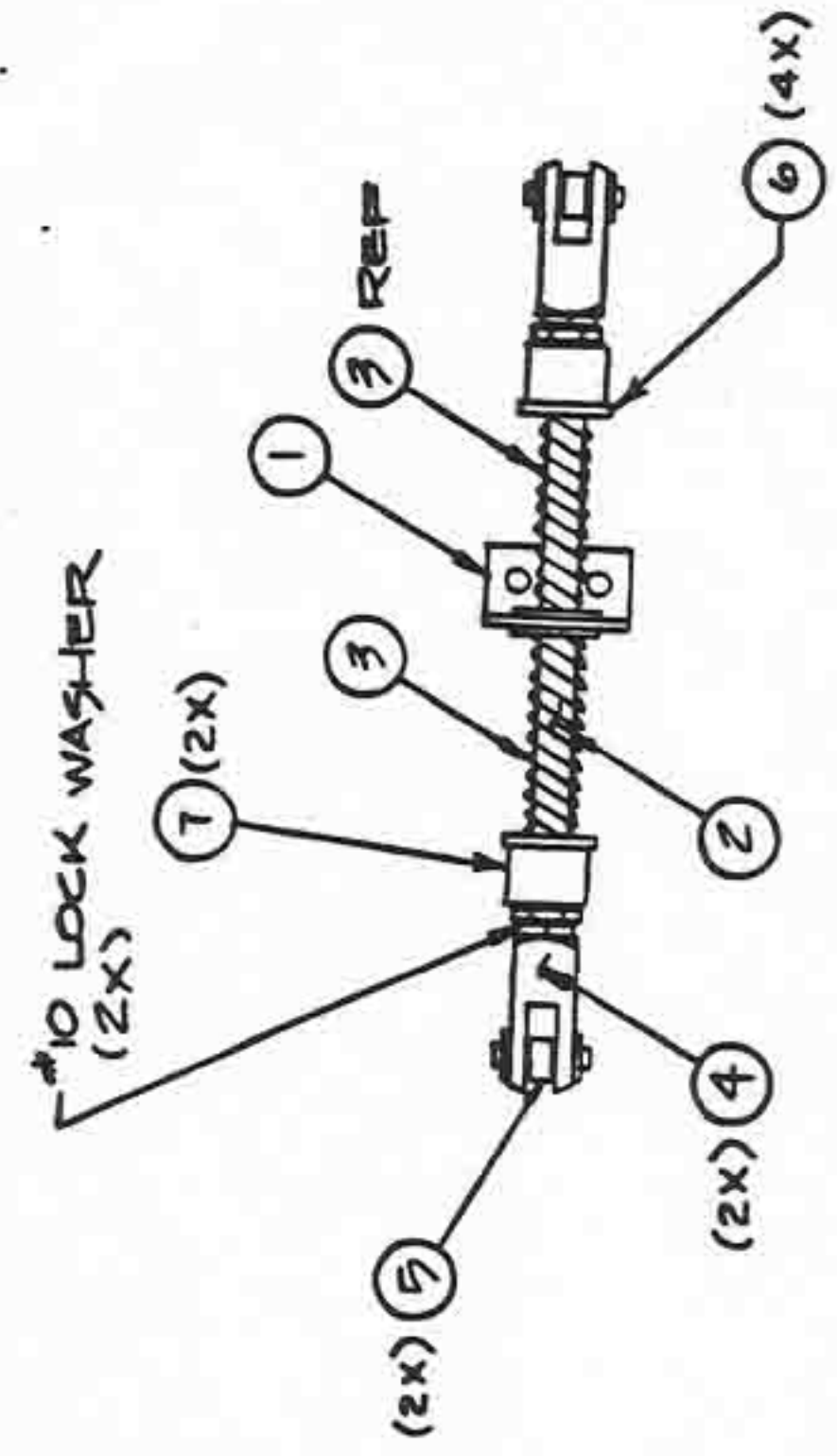
D

ITEM	PART NUMBER										REFERENCE	DESCRIPTION	L/M		
	90	00	70	60	50	40	30	20	10						
1															
2										01-0044-01		OBSOLETE	EYEBALL CRANK COLLAR	-	
3										01-0044-03			SPACER 3/16" THK X 1/4" ID	-	
4										08-0002-001			SPHERICAL ROD END-BEARING COLLAR-SET SCREW	-	
5										05-0000-0801			EYEBOLT #10-24	-	
6										08-0002-0301			EYEBOLT	-	
7										01-0011-0701			EYEBALL	-	
8										01-0058-01			EYEBALL PIVOT SHAFT	-	
9										08-0007-0301			SPRING PIN .062	-	
10										01-0032-0101			LEATHER WASHER	-	

STOP

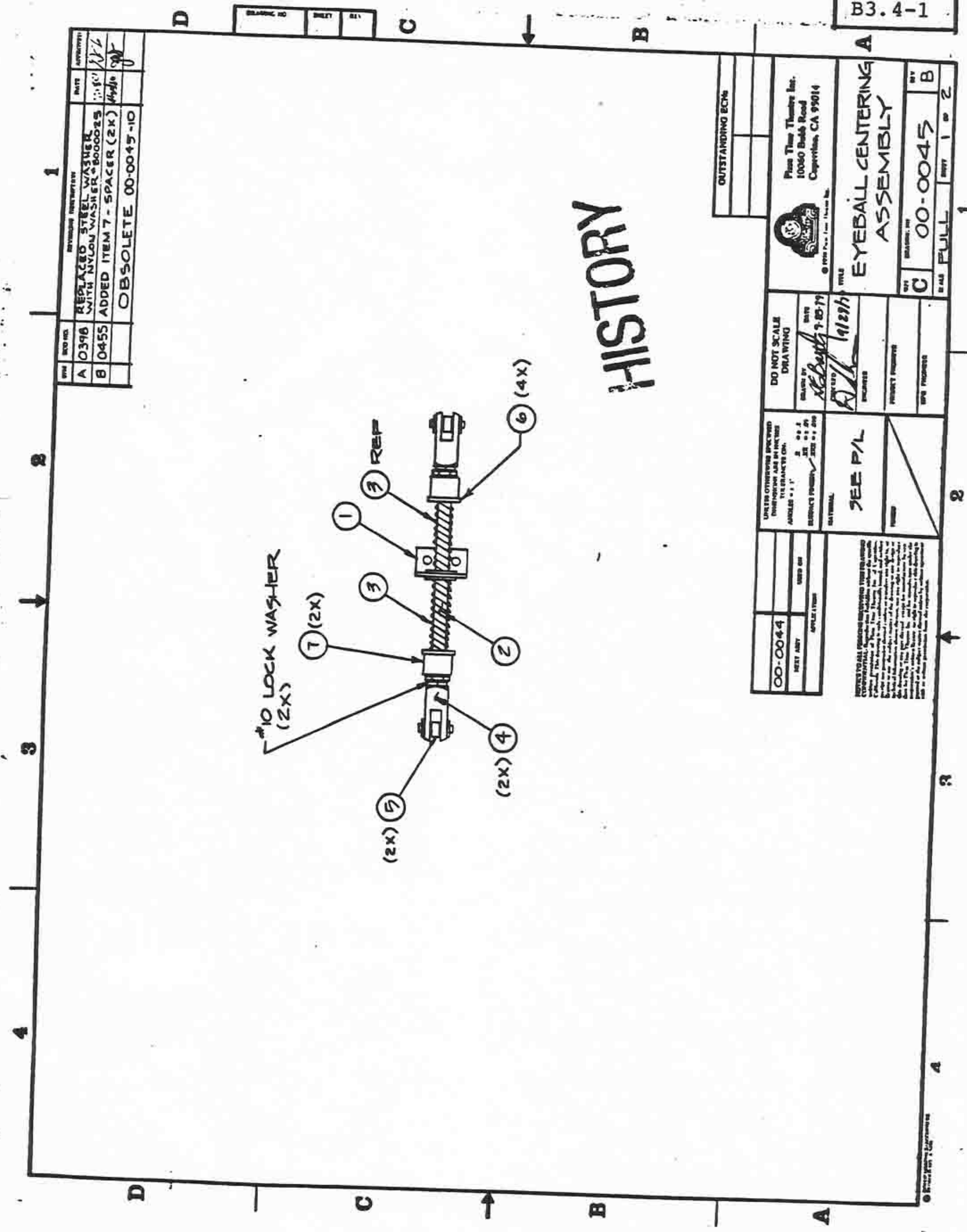
USED ON	REV	B	C	D	REVISION	TITLE
-10	00-0044					EYEBALL ASSY
-20	00-0044					EYEBALL ASSY
-30						EYEBALL ASSY
-40						EYEBALL ASSY
-50						EYEBALL ASSY

REV	NO	DESCRIPTION	DATE	APPROVED
A	0396	REPLACED STEEL WASHER WITH NYLON WASHER - 8000025	11/81	[Signature]
B	0455	ADDED ITEM 7 - SPACER (2X)	11/81	[Signature]
OBSOLETE 00-0045-10				



HISTORY

OUTSTANDING ECNs [Blank]		Plan Time Technology Inc. 10060 Buell Road Cupertino, CA 95014 © 1992 Plan Time Technology Inc.	
DO NOT SCALE DRAWING DRAWN BY: [Signature] 7-25-79 CHECKED BY: [Signature] 11/29/81 PROJECT NUMBER: [Blank]		TITLE EYEBALL CENTERING ASSEMBLY	
UNLESS OTHERWISE SPECIFIED DIMENSIONS ARE IN INCHES ANGLES = 1:1 SURFACE FINISH: [Blank]		SEE P/L [Blank]	
00-0044 NEXT REV: [Blank]		REFERENCES TO ALL DRAWINGS INCLUDING THIS DRAWING SHALL BE TO THE DRAWING FILED IN THE DRAWING ROOM OF THE PLAN TIME TECHNOLOGY COMPANY. THIS DRAWING IS THE PROPERTY OF PLAN TIME TECHNOLOGY COMPANY AND IS NOT TO BE REPRODUCED OR TRANSMITTED IN ANY FORM OR BY ANY MEANS, ELECTRONIC OR MECHANICAL, INCLUDING PHOTOCOPYING, RECORDING, OR BY ANY INFORMATION STORAGE AND RETRIEVAL SYSTEM, WITHOUT THE WRITTEN PERMISSION OF PLAN TIME TECHNOLOGY COMPANY.	
PART NUMBER: 00-0045 QUANTITY: 1 of 2		DATE: 11/81	

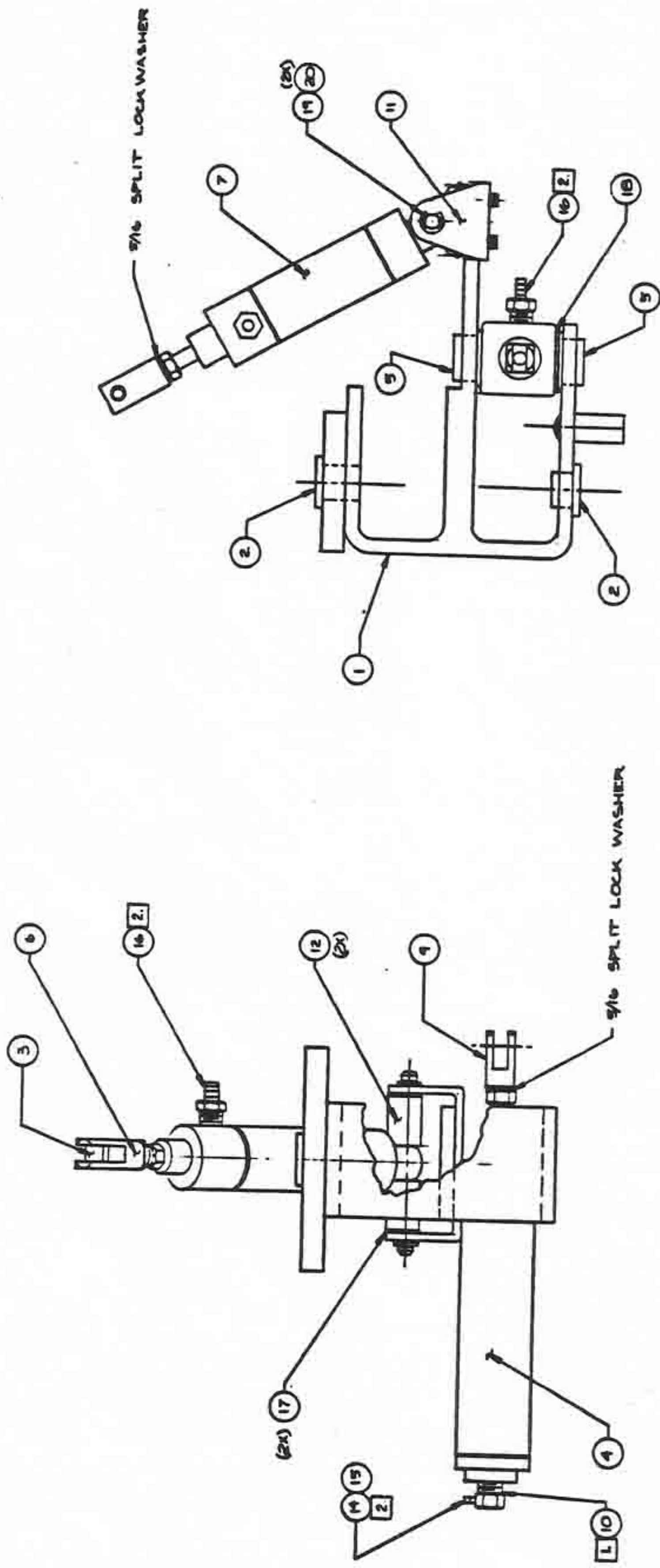


ITEM	PART NUMBER										REFERENCE	DESCRIPTION	LM					
	9	70	60	50	40	30	20	10	1	2				3	4	5	6	7
1								1	01-0042							OBSOLETE	CENTERING BRACKET	-
2								1	01-0029	01						OBSOLETE	EYEBALL TANDEM TIE ROD	-
3								2	20-0004							OBSOLETE	SPRING	-
4								2	65-0004								CLEVIS WITH PIN	-
5								2	68-0009								BEARING 3/16 ID X 5/16 OD X 3/16	-
6								4	80-0025								WASHER #10 NYLON	-
7								2	01-0114	02							INSERT 1/4 ID X 3/8 LG.	-

HISTORIC

USED ON	-60	-70	-80	-90	-40	-50	REV	A	B	REV	TITLE
10	00-0044						ECO	0398	0455	1:30	EYEBALL CENTERING ASSY
20											
30											
40											
50											

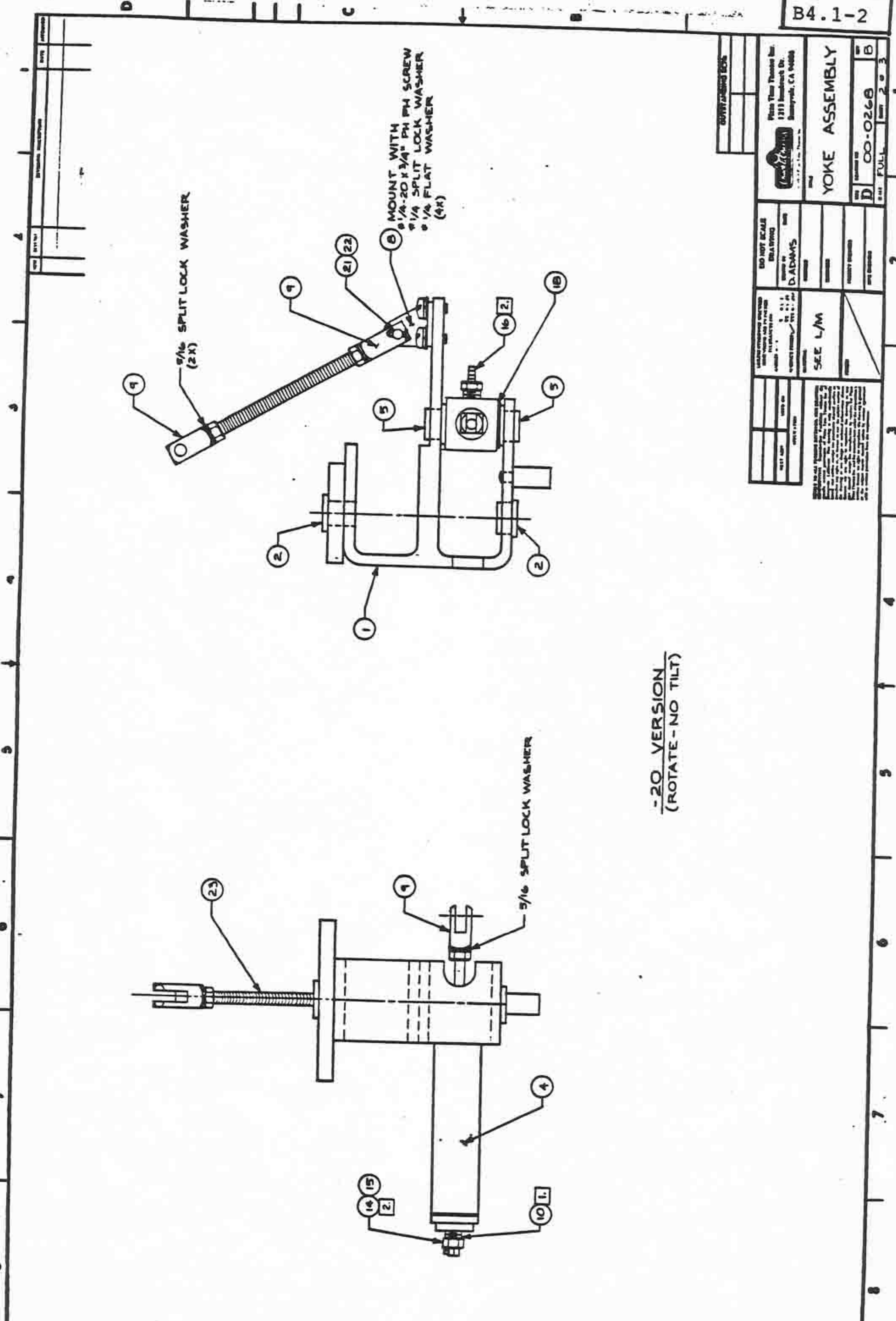
REV	DESCRIPTION	DATE
A	0976 PRODUCTION RELEASE	10/1/76
B	11% DELETED ITEM 17	11/1/76



- 1 USE RUBBER WASHER 630-0053-01 ON ITEM 10, DO NOT USE FIBER OR NYLON WASHERS
- 2 ON ITEM 14&16 USE PIPE SEALANT
- 3 IF ALL BOLTS OR SCREWS LENGTHS SPECIFIED ARE NOT AVAILABLE USE NEXT CLOSEST SIZE SO THAT 1/2 TO 6 THREADS SHOW THROUGH ON HEX NUTS OR NYLOCK NUTS (3-THREADS BEING THE AMOUNT DESIRED) IN ORDER TO PASS INSPECTION

-10 VERSION
(ROTATE TILT)

<p>Fluor-Tech Plastics Inc. 1211 Lombard Dr. Beverly Hills, CA 90230</p>		<p>DO NOT SCALE DRAWING</p> <p>DATE: 0-ADAMS 2/7/82</p> <p>SCALE: 1" = 1/4" (2.75:1)</p>	
<p>SEE L/M</p>		<p>00-0046</p>	
<p>Yoke Assembly</p>		<p>00-0268</p>	



-20 VERSION
(ROTATE - NO TILT)

CONTROLLING EGS		Precision Threaded Inc. 1313 Benchmark Dr. Sunnyvale, CA 94088	
DO NOT SCALE DRAWING		DRAWN BY D. ADAMS	
CHECKED BY _____		PART NUMBER 00-0268	
SEE L/M		REV. 2 OF 3	
TITLE YOKE ASSEMBLY		PART NUMBER B	

LIST OF MATERIALS

REV B

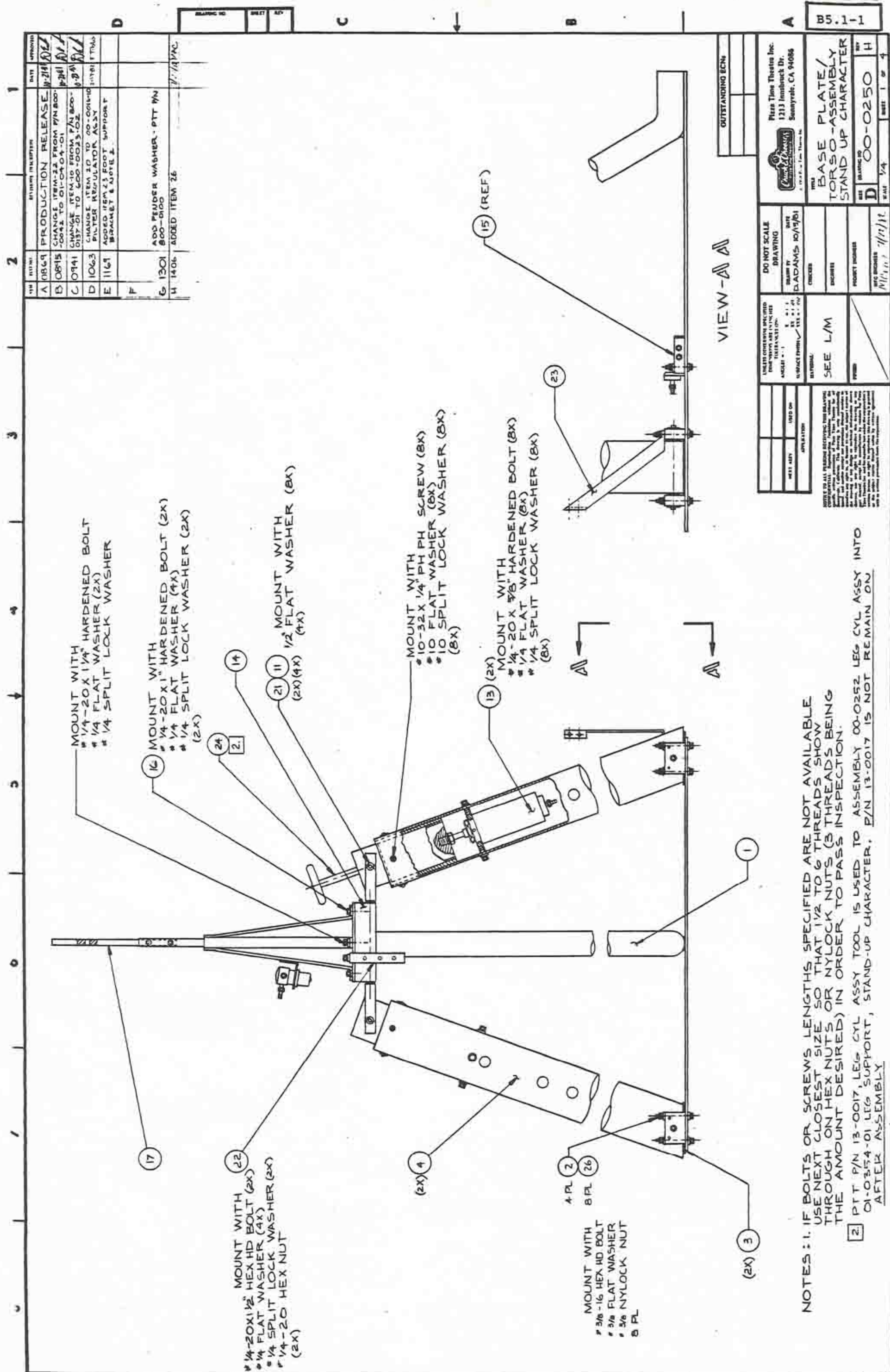


0010 3

B4.1-3

ITEM #	70	60	50	40	30	20	10	PART NUMBER	REFERENCE	DESCRIPTION	LM
1							1	01-047001		CYL. DRIVE YOKE EXT.	-
2						2	680003301			BEARING, FLANGE 5/8"	-
3						-	680003801			BEARING, CYL. 1/4"	-
4						1	680001201			AIR CYLINDER	-
5						2	680001001			BEARING, FLANGE 1/2"	-
6						-	650003701			CLEVIS, D-231-1	-
7						-	680002701			AIR CYLINDER	-
8						14-	650000601			PIVOT BRKT.	-
9						3	650001401			CLEVIS	-
10						1	630003301			RUBBER WASHER	-
11						-	01-046401			HEAD TILT MTG. CYL. BRKT.	-
12						-	01-046301			SPACER, HEAD TILT MTG.	-
13											-
14						1	650003201			ADAPTER, 1/8 NPT TO 10-32	-
15						1	630001001			BARB, #10-32 TO 1/16" RT. ANGLE	-
16						1	630001101			BARB, 1/8 NPT TO 1/16 HOSE	-
17						-	680003701			BEARING, FLANGE NO-W	-
18						1	01-018301			DELBRIN WASHER	-
19						-	01-046201			HEAD TILT CYL. SHAFT	-
20						-	800001501			'E' RING, 1/4" SHAFT	-
21						1	800000301			CLEVIS PIN	-
22						1	800000401			COTTER PIN	-
23						1	01-019401			HEAD TILT-FIXED LINK	-

USED ON	REV	A	B	TITLE
-10	00-0046-50-60			
-20	00-0200			
-30	00-0046-70	976	9	YOKE ASSY
-40				
-50				



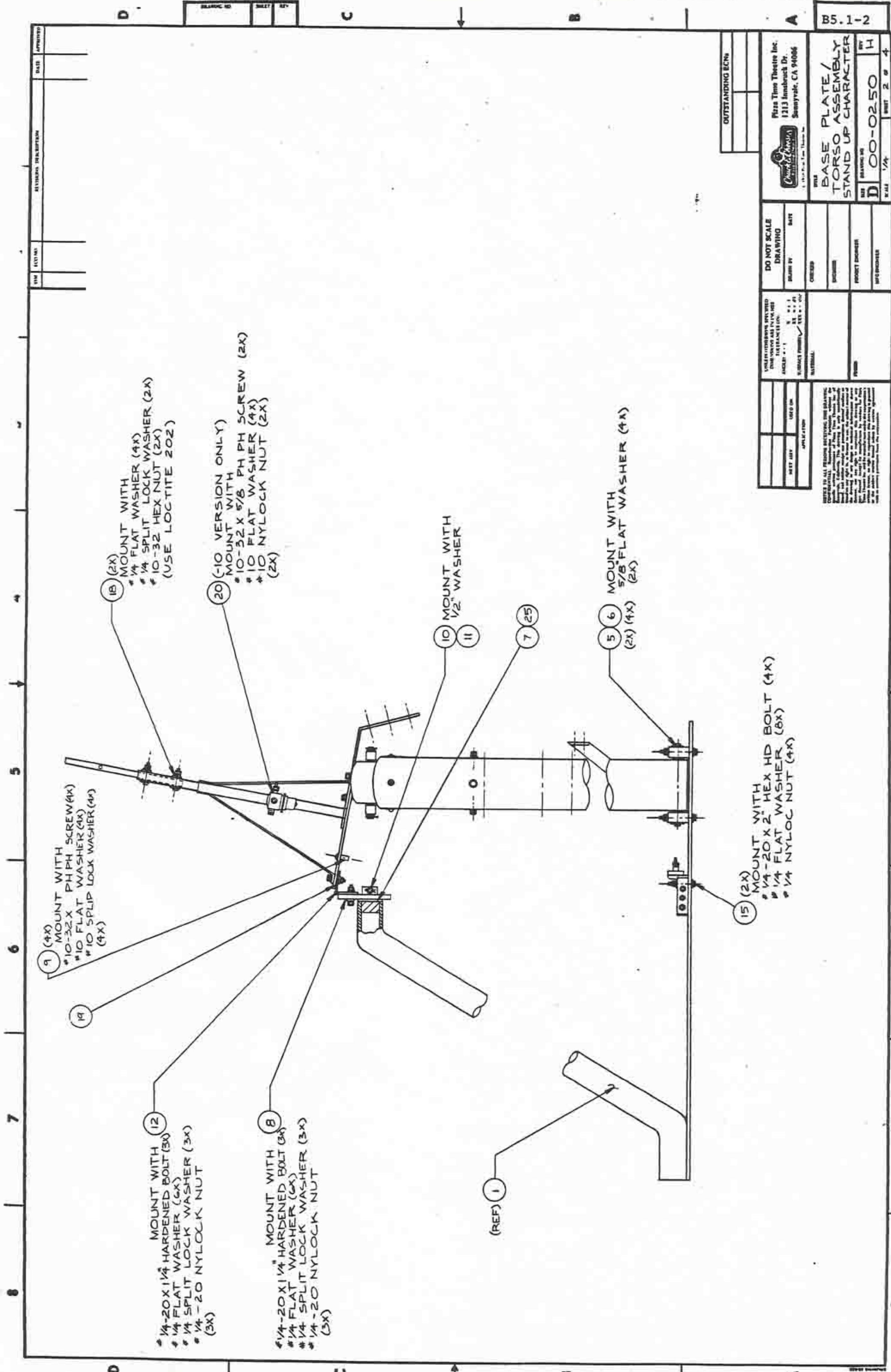
REV	DATE	DESCRIPTION	BY	APP'D
A	08/29	PRODUCTION RELEASE		
B	08/15	CHANGE ITEM 22 FROM P/N 800-0042 TO 01-04-04-01		
C	09/11	CHANGE ITEM 10 FROM P/N 800-0137-01 TO 000-0023-02		
D	10/23	CHANGE ITEM 10 TO 00-0014-01		
E	11/21	ADDED ITEM 23 LEG CYL SUPPORT BRACKET & JOINT		
F				
G	13/01	ADD PENDER WASHER - PTT P/N 800-0100		
H	14/06	ADDED ITEM 26		

PIZZA TIME THEATER, INC. 1213 LINCOLN DR. SAN JOSE, CA 94086	
DO NOT SCALE DRAWING	DATE 10/19/01
DRAWN BY P. ADAMS	CHECKED [Signature]
PART NUMBER 00-0250	REV H
SHEET 1 OF 4	PART 1 OF 4

NOTES: 1. IF BOLTS OR SCREWS LENGTHS SPECIFIED ARE NOT AVAILABLE USE NEXT CLOSEST SIZE SO THAT 1/2 TO 6 THREADS SHOW THROUGH ON HEX NUTS OR NYLOCK NUTS (3 THREADS BEING THE AMOUNT DESIRED) IN ORDER TO PASS INSPECTION.

2. PTT P/N 13-0017, LEG CYL ASSY TOOL IS USED TO ASSEMBLY 00-0252 LEG CYL ASSY INTO 01-0354-01 LEG SUPPORT, STAND-UP CHARACTER. P/N 13-0017 IS NOT REMAIN ON AFTER ASSEMBLY

OUTSTANDING ECNs



DATE	REVISION	DESCRIPTION	DATE	APPROVED

8 7 6 5 4 3 2 1

8 7 6 5 4 3 2 1

8 7 6 5 4 3 2 1

8 7 6 5 4 3 2 1

8 7 6 5 4 3 2 1

8 7 6 5 4 3 2 1

8 7 6 5 4 3 2 1

8 7 6 5 4 3 2 1

8 7 6 5 4 3 2 1

8 7 6 5 4 3 2 1

8 7 6 5 4 3 2 1

UNLESS OTHERWISE SPECIFIED THE DIMENSIONS SHOWN ARE IN INCHES	DATE	BY

DO NOT SCALE DRAWING	DATE

OUTSTANDING ECNs

WITH
Pizza Time Theatre Inc.
1213 Inmanbrack Dr.
San Mateo, CA 94066

BASE PLATE/
TORSO ASSEMBLY
STAND UP CHARACTER

NET DRAWING NO
D 00-0250

BY H
DATE 1/4
SHEET 2 of 4

NOTES TO ALL PERSONS RECEIVING THIS DRAWING:
1. THIS DRAWING IS THE PROPERTY OF THE COMPANY AND IS NOT TO BE REPRODUCED OR TRANSMITTED IN ANY FORM OR BY ANY MEANS, ELECTRONIC OR MECHANICAL, INCLUDING PHOTOCOPYING, RECORDING, OR BY ANY INFORMATION STORAGE AND RETRIEVAL SYSTEM, WITHOUT THE WRITTEN PERMISSION OF THE COMPANY.
2. THE COMPANY ASSUMES NO LIABILITY FOR DAMAGES OF ANY KIND, INCLUDING CONSEQUENTIAL DAMAGES, ARISING FROM THE USE OF THIS DRAWING.
3. THE DRAWING IS NOT TO BE USED FOR ANY OTHER PURPOSES THAN THE INTENDED PURPOSE.
4. THE DRAWING IS NOT TO BE USED FOR ANY OTHER PURPOSES THAN THE INTENDED PURPOSE.

8 7 6 5 4 3 2 1

8 7 6 5 4 3 2 1

LIST OF MATERIALS



REV

00+0250

H

B5.1-3

ITEM	PART NUMBER										REFERENCE	DESCRIPTION	LM
	90	80	70	60	50	40	30	20	10				
1									1	02-0307-10		BASE PLATE WELDMENT	-
2								4	01-0368-01		LEG SUPPORT BLOCK	-	
3								2	01-0369-01		RUBBER LEG PAD	-	
4								2	01-0354-01		LEG SUPPORT, STAND-UP CH.	-	
5								2	01-0363-01		LOWER LEG SUPPORT PIN	-	
6								4	80-0131-01		'E' RING, 1/2" SHAFT	-	
7								1	01-0370-01		RUBBER PILLOW BLOCK PAD	-	
8								1	01-0362-01		PILLOW BLOCK STAND-UP CH.	-	
9								4	58-00038-01		STANDOFF	-	
10								1	60-00023-02		CASTLE NUT 1 1/2"-12	-	
11								5	80-00122-01		COTTER PIN	-	
12								1	01-0358-01		HINGE PIVOT, STAND-UP CH.	-	
13								2	00-0252-10		LEG CYLINDER ASSY.	YES	
14								1	00-0251-10		HIP ASSY, STAND-UP CHAR.	YES	
15								2	00-0254-10		4 WAY VALVE ASSY.	YES	
16								1	02-0309-10		BASE TORSO WELDMENT	-	
17								1	01-0330-01		DRIVE YOKE - BASE SUPPORT SHF.	-	
18								2	80-00133-01		SHOULDER SCREW	-	
19								1	01-0371-01		RUBBER HINGE PAD	-	
20								1	00-0016-10		FILTER REGULATOR ASSY	YES	
21								2	01-0353-01		YOKE PIN, STAND-UP CHAR.	-	
22								1	01-0404-01		GUITAR MTG. BRACKET	-	
23								1	01-0496-01		FOOT SUPPORT BRACKET	-	

4	TITLE
3	BASE PLATE / TORSO
2	ASSEMBLY -
1	STAND-UP
	CHARACTER REV
	A 00+0250 FH

USED ON	REV	QTY	REV	QTY	REV	QTY	REV	QTY	REV
-60									
-70	0869	0895	0941	1063	1169	1236	1301		
-80									
-90									
-50									

LIST OF MATERIALS



REV

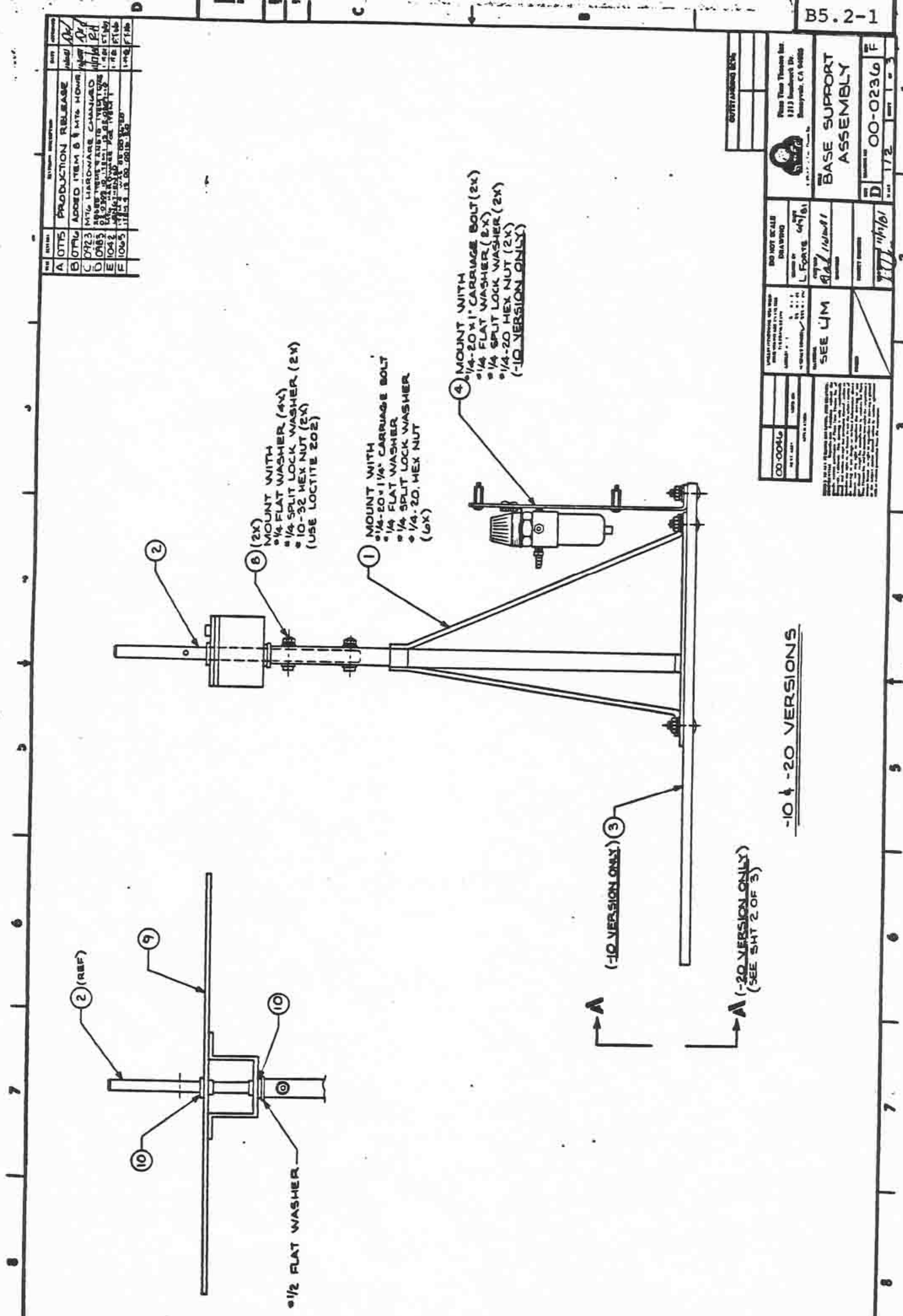
ITEM	PART NUMBER										REFERENCE	DESCRIPTION	REV
	90	80	70	60	50	40	30	20	10	0			
24									70	01		LEG CYL ASSY TOOL	H
25								100	01	00		FENDER WASHER	LM
26								880	01	92		HEX HD BOLT 3/8-16 X 3	—

00+0250

B5.1-4
SHT 4 OF 4

USED ON		TITLE
-10	REV	BASE PLATE/TORSO
-20	ECO	ASSEMBLY
-30		STAND UP
-40		REV
-50		A 00+0250+H

REV	DATE	DESCRIPTION	BY	APP
A	0775	PRODUCTION RELEASE	AK	AK
B	0796	ADDED ITEM 8 & MTR HOME	AK	AK
C	0723	MTR HARDWARE CHANGED	AK	AK
D	0865	8888 HARDWARE CHANGED	AK	AK
E	1042	8888 HARDWARE CHANGED	AK	AK
F	1065	8888 HARDWARE CHANGED	AK	AK



2 (2X)
MOUNT WITH
• 1/4 FLAT WASHER (4X)
• 1/4 SPLIT LOCK WASHER (2X)
• 10-32 HEX NUT (2X)
(USE LOCTITE 202)

1
MOUNT WITH
• 1/4-20 x 1/4" CARRIAGE BOLT
• 1/4 FLAT WASHER
• 1/4 SPLIT LOCK WASHER
• 1/4-20 HEX NUT (6X)

4
MOUNT WITH
• 1/4-20 x 1" CARRIAGE BOLT (2X)
• 1/4 FLAT WASHER (2X)
• 1/4 SPLIT LOCK WASHER (2X)
• 1/4-20 HEX NUT (2X)
(-10 VERSION ONLY)

A
(-10 VERSION ONLY) 3
A
(-20 VERSION ONLY)
(SEE SHT 2 OF 3)

-10 & -20 VERSIONS

CONTAINING 82%	
DO NOT SCALE DRAWING	DATE 04/18/81
DESIGNED BY L. FORTS	APPROVED BY RAJ 10/10/81
SEE UJM	172
CO-0046	00-0236
Please Refer To: 1213 Lockheed Dr. Sunnyvale, CA 94088 BASE SUPPORT ASSEMBLY 00-0236 F	

LIST OF MATERIALS



REV

00102

F

ITEM	PART NUMBER										REFERENCE	DESCRIPTION	LM	
	90	80	70	60	50	40	30	20	10					
1							1	1			02030910		BASE SUPPORT WELD.	-
2							1	1			01033001		DRIVE YOKE BASE SUP. SHAFT	-
3							-	1			01033101		CHAR. MTG. BOARD	-
4							1	1			00001620		FILTER / REG. ASSY	YES
5							1	-			01019701		CAB. CHAR. MTG. STOOL	-
6							1	-			01020001		ARM MECH. MTG STRIP	-
7							4	8			00009501		WOOD SCREW #10x1"	-
8							2	2			00018301		SHOULDER SCREW #10-32	-
9							1	1			02034510		SHOULDER PLATE WELD	-
10							2	2			0003301		BEARING, FLANGE	-

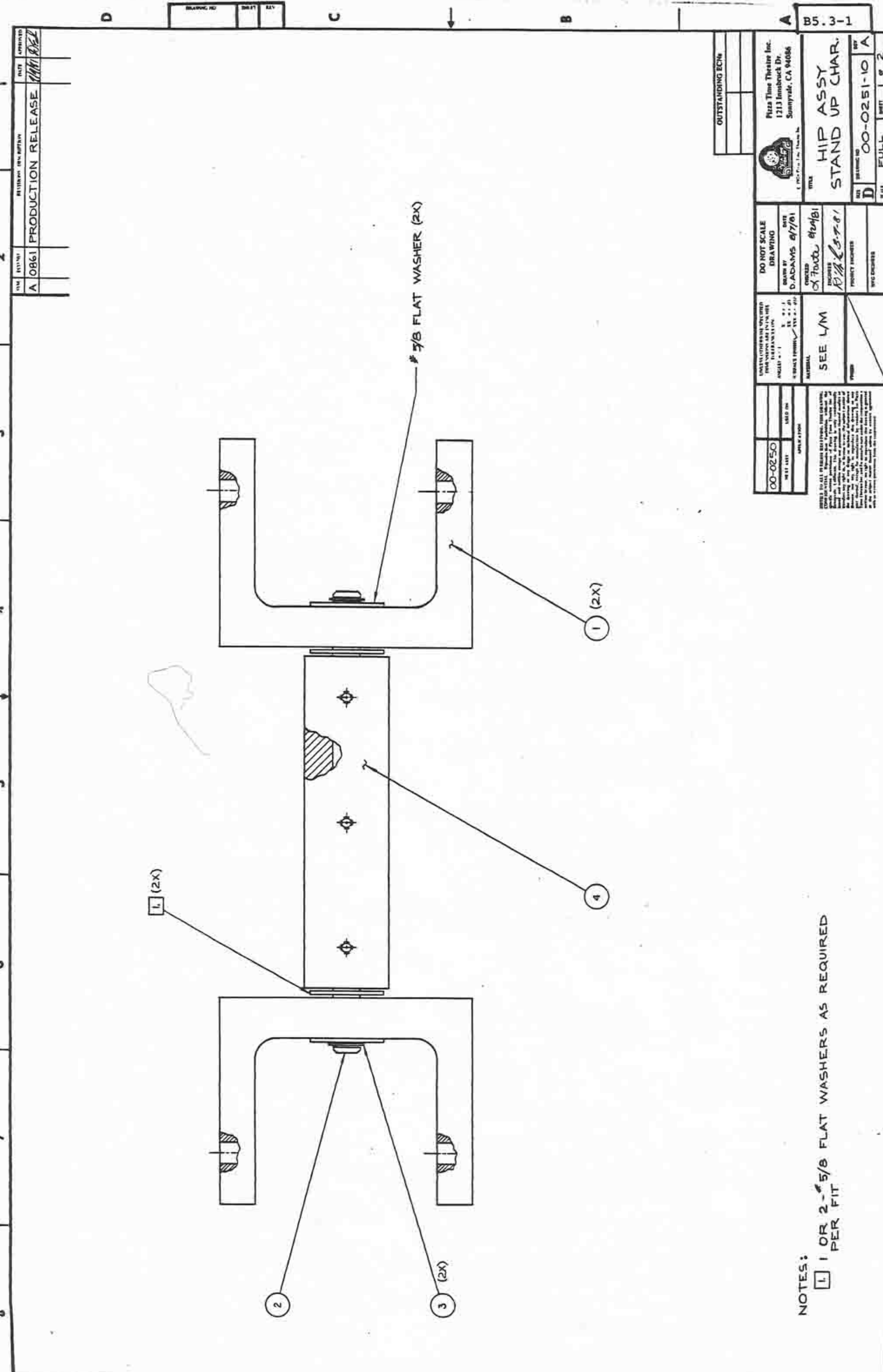
USED ON	REV	A	B	C	D	E	F	TITLE
-10	00-0046-10-70	0775	0796	0983	1042	1065		BASE SUPPORT ASSEMBLY
-20	00-0046-50-80	0775	0796	0983	1042	1065		BASE SUPPORT ASSEMBLY
-30	00-0046-60-90	0775	0796	0983	1042	1065		BASE SUPPORT ASSEMBLY
-40								
-50								

B5.2-2

SHT 3 OF 3

REV

A 0010236 F



DATE	BY	REVISION	DESCRIPTION
A	0861	PRODUCTION RELEASE	

DRAWING NO.	SHEET	REV.

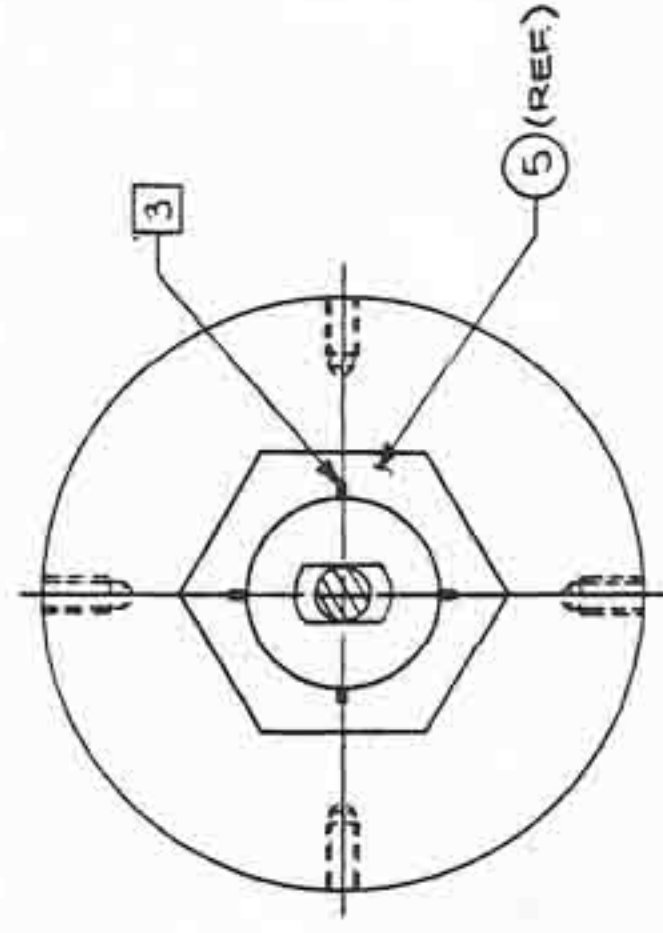
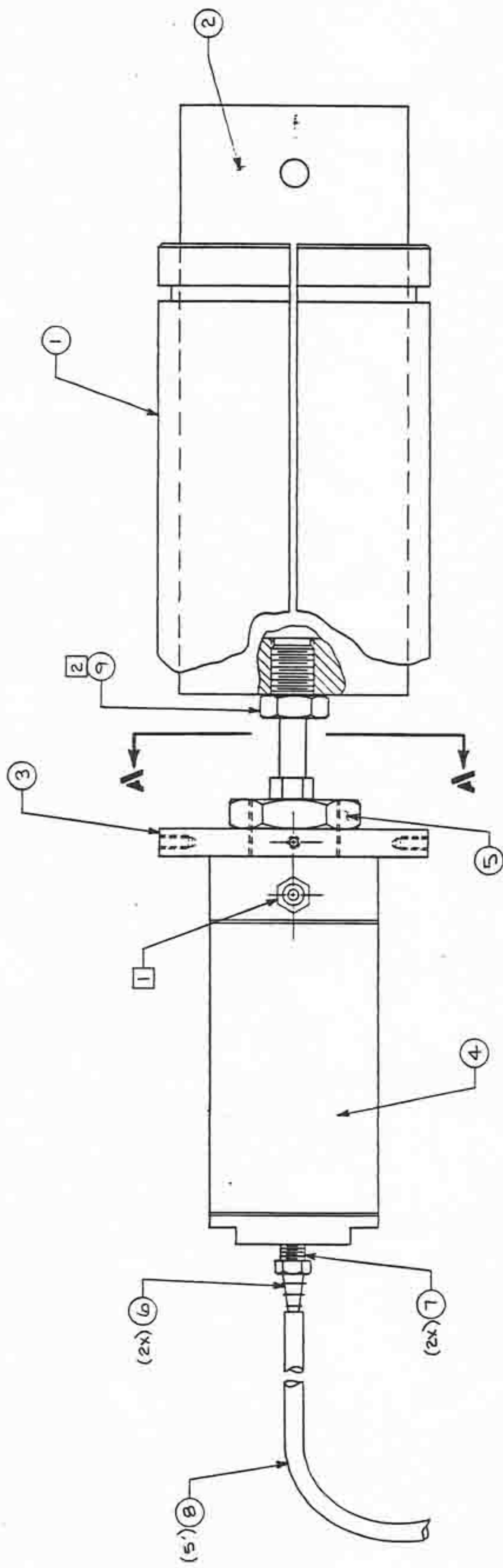
OUTSTANDING ECNs	
Pizza Time Theatre Inc. 1213 Innbrook Dr. Sunnyvale, CA 94086	
DO NOT SCALE DRAWING	DATE 8/17/81
DRAWN BY D. ADAMS	CHECKED BY J. J. J.
INVENTOR/DESIGNER/ENGINEER/PROF. ENGINEER	DATE 8/17/81
UNLESS OTHERWISE SPECIFIED DIMENSIONS ARE IN INCHES ANGLES IN DEGREES FINISHES AS SHOWN	SEE L/M
MATERIAL	
00-0250	USED IN
WELL LIST	DATE 8/17/81
<p>NOTES TO ALL PERSONS RECEIVING THIS DRAWING: CONSULT THE DRAWING FOR ALL DIMENSIONS AND FINISHES. ALL DIMENSIONS ARE TO BE TAKEN FROM THE UNFINISHED SURFACE UNLESS OTHERWISE SPECIFIED. ALL DIMENSIONS ARE TO BE TAKEN FROM THE UNFINISHED SURFACE UNLESS OTHERWISE SPECIFIED. ALL DIMENSIONS ARE TO BE TAKEN FROM THE UNFINISHED SURFACE UNLESS OTHERWISE SPECIFIED.</p>	

NOTES:
 [L] 1 OR 2-5/8 FLAT WASHERS AS REQUIRED PER FIT

DATE	BY	REVISION	DESCRIPTION

00-0251-10 A
 FULL
 1 OF 2

REV	DATE	DESCRIPTION	APPROVED
A	08/82	PRODUCTION RELEASE	D-HI



VIEW A-A

- NOTES:
- 1 BARB AND ADAPTER (ITEMS 6 & 7) TO BE CENTERED WITH HOLE IN ITEM 3 AS SHOWN.
 - 2 USE LOCTITE ON 5/8-18 HEX NUT (ITEM 9).
 - 3 STAKE 1/2"-12 UNF-2B MTG. NUT (ITEM 5) AS SHOWN IN VIEW A-A (4X), AFTER TIGHTENING NUT DOWN. ALLOW FOR SELF-CENTERING OF CYLINDER WHEN TIGHTENING NUT.

00-0252	REV 1/1	DATE 9/23/81	SCALE 1/1
UNPLATED BRASS (304 STAINLESS STEEL) PER MIL-STD-883C METHOD 2000	DO NOT SCALE DRAWING	DESIGNED BY [Signature]	PROJECT ENGINEER [Signature]
SEE LHM	DRAWN BY [Signature]	CHECKED BY [Signature]	W.C. ENGINEER
PUSA TIME THEATRE INC. 1715 LINDENBACH DR. SUNNYVALE, CA 94086			
LEG CYLINDER ASSY - STAND-UP CHARACTER			
DRAWING NO 00-0252		REV A	

8 7 6 5 4 3 2 1

LIST OF MATERIALS



REV

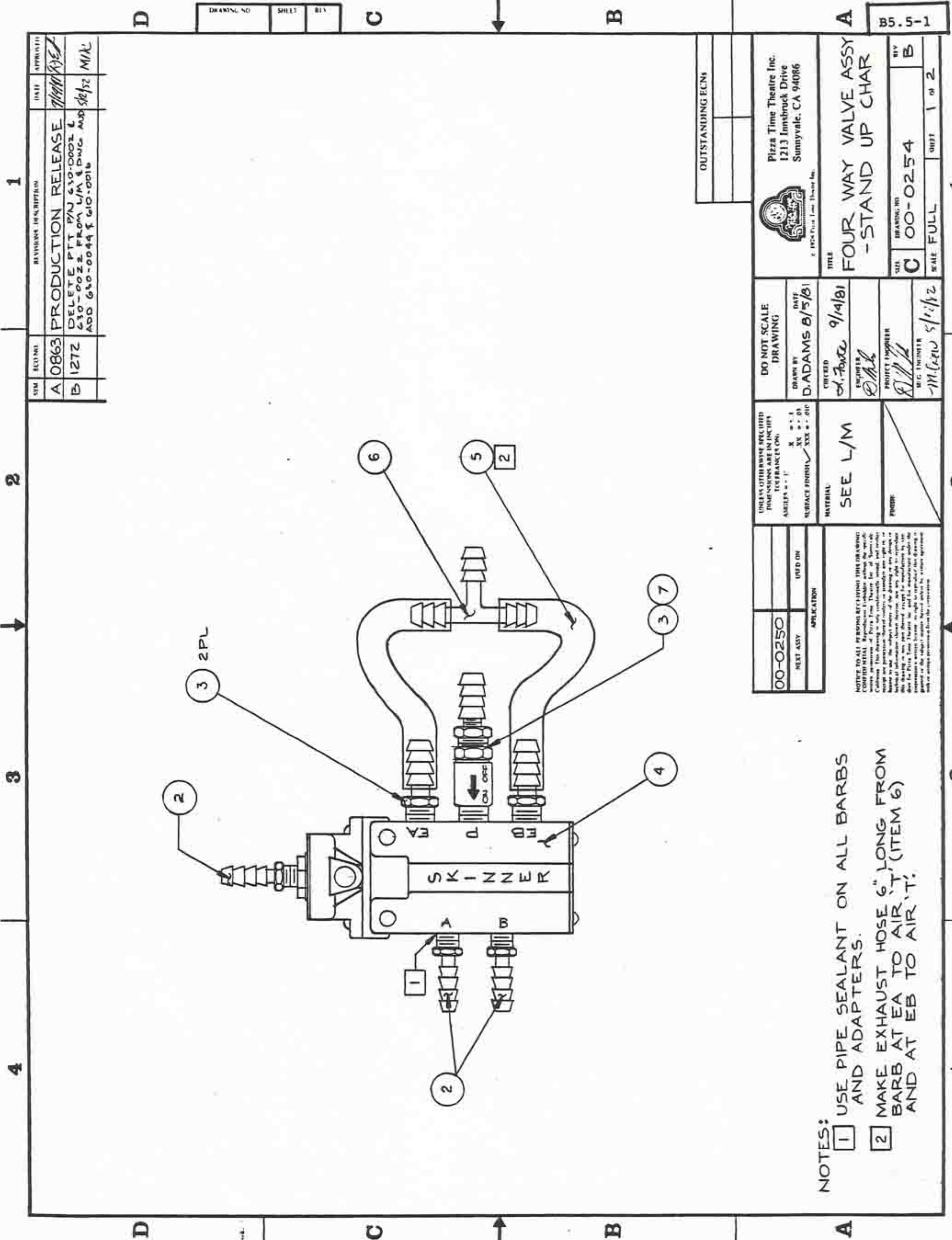
00+0252

A

B5.4-2

ITEM	PART NUMBER										REFERENCE	DESCRIPTION	L/M
	90	80	70	60	50	40	30	20	10	10			
1									1	011035701		SLEEVE, STAND-UP CHAR.	-
2									1	011035901		UPPER LEG, STAND-UP CHAR.	-
3									1	011036101		CYLINDER SUPPORT PLATE	-
4									1	600002301		AIR CYLINDER	-
5									1	600002302		HEX NUT 1/2"-12UNF	-
6									2	630000201		BARB, 1/8 HOSE TO 1/8NPT	-
7									2	6300004201		BUSHING, 1/8NPT F. TO 3/8NPTM	-
8									5	740000101		TUBING, 1/4" OD x 1/8" ID	-
9									1	800013601		HEX NUT 5/8"-18UNF	-

USED ON	REV	TITLE	SHT
-10 00-0250	A	LEG CYLINDER	2 OF 2
-20	ECO	ASSY- STAND-UP	2
-30	08&2	CHARACTER REV	2
-40		A	
-50		00+0252+A	



- NOTES:
- 1 USE PIPE SEALANT ON ALL BARBS AND ADAPTERS.
 - 2 MAKE EXHAUST HOSE 6" LONG FROM BARB AT EA TO AIR 'T' (ITEM 6) AND AT EB TO AIR 'T'.

SYM	ECU NO	REVISIONS DESCRIPTION	DATE	APPROVED
A	0863	PRODUCTION RELEASE	7/11/81	M/A
B	1272	DELETE PTT PN 630-0002 & 630-0022 FROM L/M & DWG AND ADD 630-0044 & 630-0016	5/8/82	M/A

00-0250		NEST ASSY	APPLICATION
<p>NOTE: TO ALL PERSONS RECEIVING THIS DRAWING: CONFIDENTIAL Reproduction prohibited without the express written permission of Pizza Time Theatre for all items. California: This drawing is not to be used for manufacturing or construction without the express written permission of Pizza Time Theatre. No part of this drawing is to be reproduced or transmitted in any form or by any means, electronic, mechanical, photocopying, recording, or by any information storage and retrieval system, without the express written permission of Pizza Time Theatre.</p>			
UNLESS OTHERWISE SPECIFIED DIMENSIONS ARE IN INCHES TOLERANCES ON: ANGLES ± 1° SURFACE FINISH XXX ± .015		DO NOT SCALE DRAWING	DATE 9/14/81
DRAWN BY D. ADAMS		CHECKED D. FORTA	DATE 8/5/81
ENGINEER M. G. ADAMS		PROJECT ENGINEER M. G. ADAMS	DATE 5/1/82
MATERIAL SEE L/M		PIZZA TIME THEATRE INC. 1213 INNSTRUCK DRIVE SUMMERYALE, CA 94086	
DRAWING NO C 00-0254		BY B	
SCALE FULL		SHEET 1 OF 2	

OUTSTANDING ECNs

LIST OF MATERIALS



REV

00-02-A B

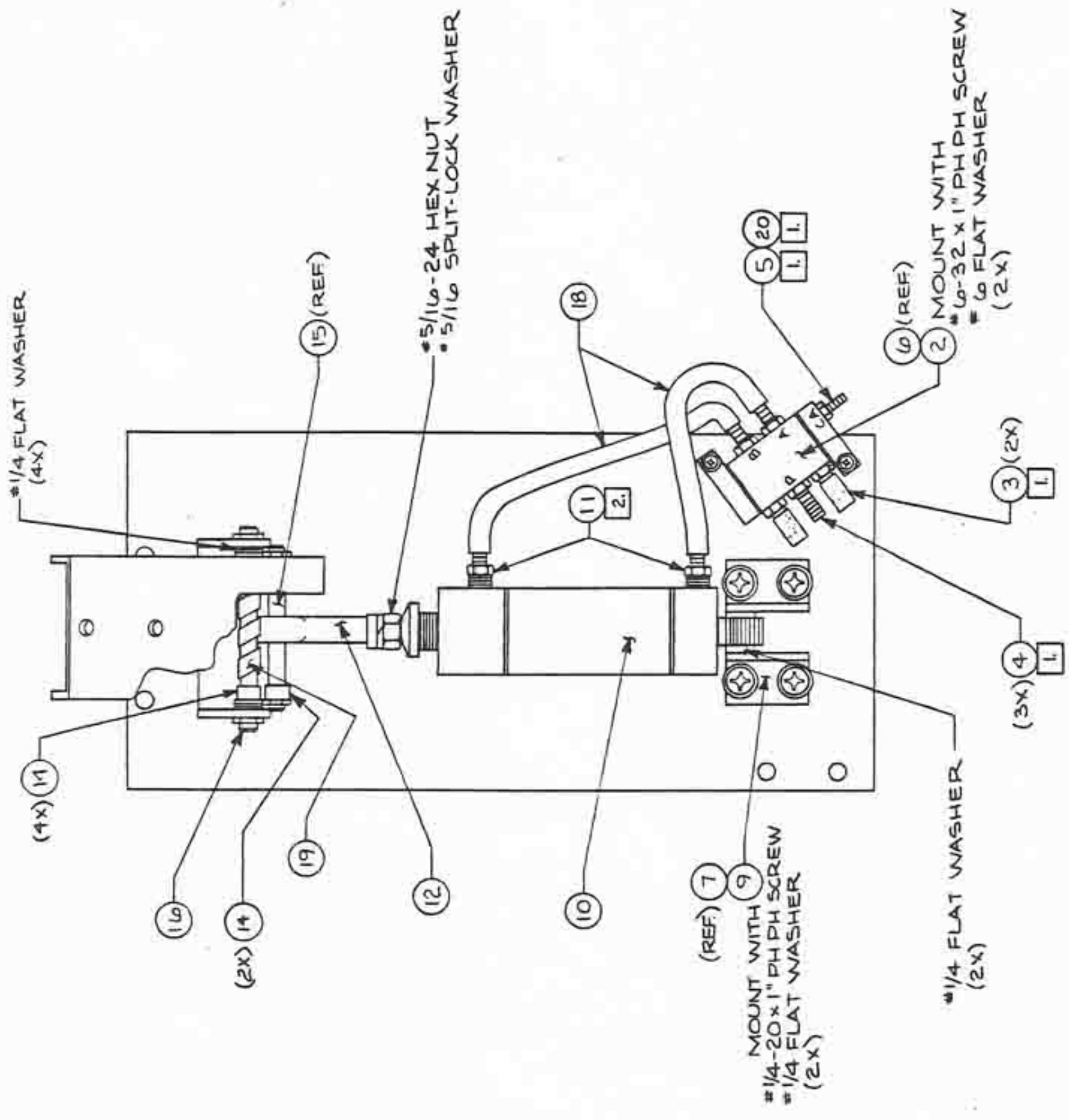
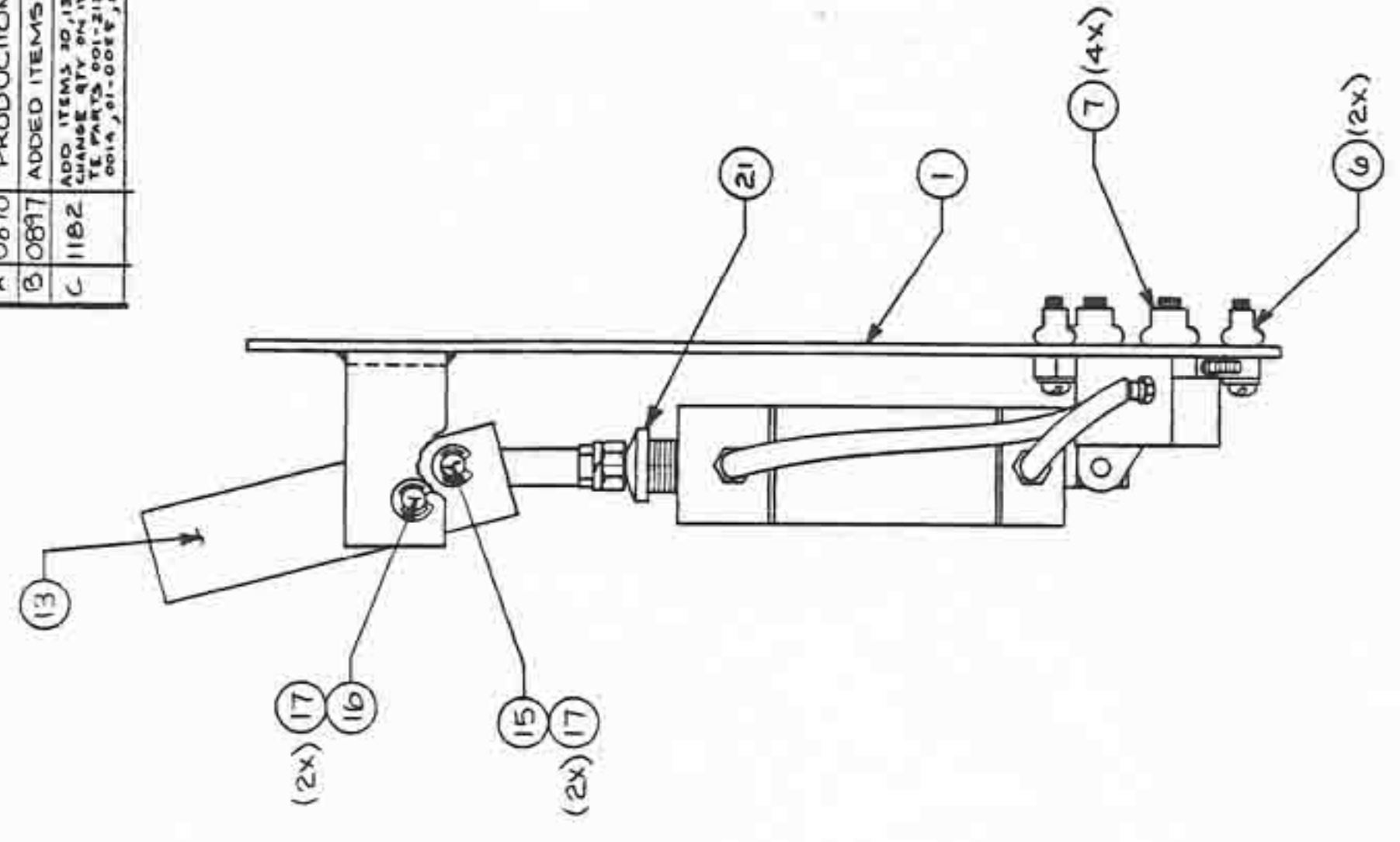
ITEM	90	80	70	60	50	40	30	20	10	PART NUMBER	REFERENCE	DESCRIPTION	LM
1													
2						3				3 6		BARB, 1/8" HOSE TO 1/4 NPT	-
3						3				3 6		BARB, 3/8" HOSE TO 1/4 NPT	-
4						1				6 1		4 WAY VALVE, SKINNER	-
5						1				7 5		TUBING 9/16" OD TO 3/8" ID	-
6						1				6 3		AIR 'T' 3/8" BARB	-
7						1				6 1		VALVE, SLEEVE 3W-250	-

	USED ON	-60			REV	A	B		
-10	000-0250-10	-70			ECO	0863	1272		
-20		-80							
-30		-90							
-40									
-50									

TITLE
4 WAY VALVE ASSEMBLY - STAND-UP CHARACTER REV

A 00-0254 + B

REV	DATE	DESCRIPTION	APPROVED
A	0870	PRODUCTION RELEASE	[Signature]
B	0877	ADDED ITEMS 18 AND 19	[Signature]
C	1182	ADD ITEMS 20, 13, 14, 15, 16, 17, 18, 19, 20, 21 CHANGE QTY ON ITEMS 7, 11, 12, 13, 14, 15, 16, 17, 18, 19, 20, 21 TELEPHONE: 001-212-001-0000, 480-52290 001-212-001-0000, 480-52290	[Signature]



- NOTES:
1. USE RUBBER WASHERS ONLY ON ITEMS (20) (3) (4) (5)
 2. USE PIPE SEALANT ON ITEM (11)
 3. WHEN BOLT OR SCREW LENGTHS SPECIFIED ARE NOT AVAILABLE USE NEXT AVAILABLE SIZE, SO THAT FROM 1/2 TO 2 THREADS REMAIN EXPOSED AFTER MOUNTING NUTS ARE TIGHTENED, IN ORDER TO PASS INSPECTION (3 THREADS SHOWING BEING AMOUNT DESIRED).

00-0200	00-0255
DATE	DATE
08/15/01	08/15/01
DESIGNED BY	DESIGNED BY
L. FORTE	L. FORTE
CHECKED BY	CHECKED BY
F. T. J.	F. T. J.
PROJECT ENGINEER	PROJECT ENGINEER
DATE	DATE
08/15/01	08/15/01
DO NOT SCALE DRAWING	DO NOT SCALE DRAWING
PIZZA TIME THEATRE INC.	PIZZA TIME THEATRE INC.
1213 HAMBURCK DR.	1213 HAMBURCK DR.
SUNNYVALE, CA 94086	SUNNYVALE, CA 94086
FOOT MECH ASSY - STAND-UP CHAR.	
DRAWING NO. 00-0255	
SHEET 1 OF 2	

LIST OF MATERIALS



REV

00-021

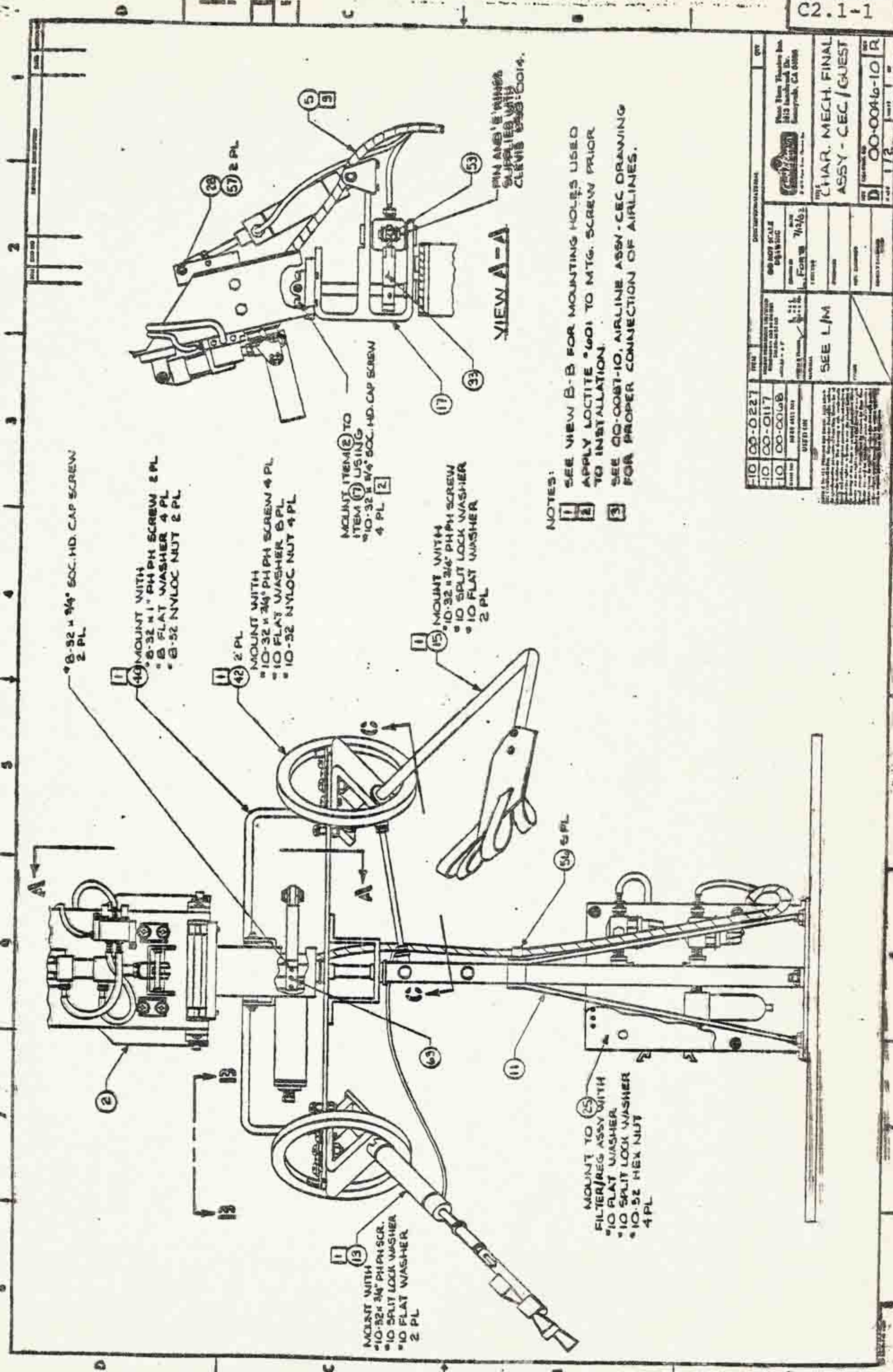
C

ITEM	90	80	70	60	50	40	30	20	10	PART NUMBER	REFERENCE	DESCRIPTION	L/M
1									1	01-0367-01		FOOT PLATE, STAND-UP CHAR	-
2									1	61-0008-01		4 WAY VALVE	-
3									2	63-0003-01		AIR MUFFLER	-
4									3	63-0001-01		BARB, 1/8" HOSE TO 10-32	-
5									1	63-0008-01		BARB, 1/16" HOSE TO 10-32	-
6									2	80-0002-9-01		WELL NUT #6-32	-
7									4	80-0003-0-01		WELL NUT #1/4-20	-
8													-
9									1	65-0006-01		MTG. BRKT. (PAIR)	-
10									1	60-0008-01		AIR CYLINDER	-
11									2	63-0002-01		BARB, 1/8" HOSE TO 1/8" NPT	-
12									1	01-0289-01		SPHER. ROD END - MOD	-
13									1	01-0467-01		JAW HINGE	-
14									6	68-0003-7-01		BEARING, FLANGE NO W/4 ID	-
15									1	01-0460-01		JAW HINGE CYL SHAFT	-
16									1	01-0345-01		JAW HINGE PIVOT SHAFT	-
17									4	80-0001-5-01		"E" RING - 1/4" SHAFT	-
18									1'	74-0001-01		AIR TUBING 1/4" OD x 1/8" ID	-
19									3"	76-0001-01		SPIRAL WRAP 1/4" OD	-
20									1	63-0003-01		RUBBER WASHER #10-32	-
21									1	01-0483-01		FAUCET WASHER - MOD	-

USED ON	-60	-70	-80	-90	REV	A	B	J	TITLE
-10	00-0200				ECO	0870	0897	1182	FOOT MECH.
-20									ASSY - STAND-UP
-30									CHARACTER REV
-40									A 00-0255+C
-50									

2 OF 2

B5.6-2



8-32 x 3/4" SOC. HD. CAP SCREW
2 PL

14 MOUNT WITH
8-32 x 1" PH SCREW 2 PL
8 FLAT WASHER 4 PL
8-52 NYLOC NUT 2 PL

14 2 PL
MOUNT WITH
10-32 x 3/4" PH SCREW 4 PL
10 FLAT WASHER 8 PL
10-52 NYLOC NUT 4 PL

MOUNT ITEM 2 TO
ITEM 17 USING
10-32 x 3/4" SOC. HD. CAP SCREW
4 PL 2

15 MOUNT WITH
10-32 x 3/4" PH SCREW
10 SPLIT LOCK WASHER
10 FLAT WASHER
2 PL

13 MOUNT WITH
10-32 x 3/4" PH SCR.
10 SPLIT LOCK WASHER
10 FLAT WASHER
2 PL

MOUNT TO 25
FILTER/REG. ASSY WITH
10 FLAT WASHER
10 SPLIT LOCK WASHER
10-52 HEX NUT
4 PL

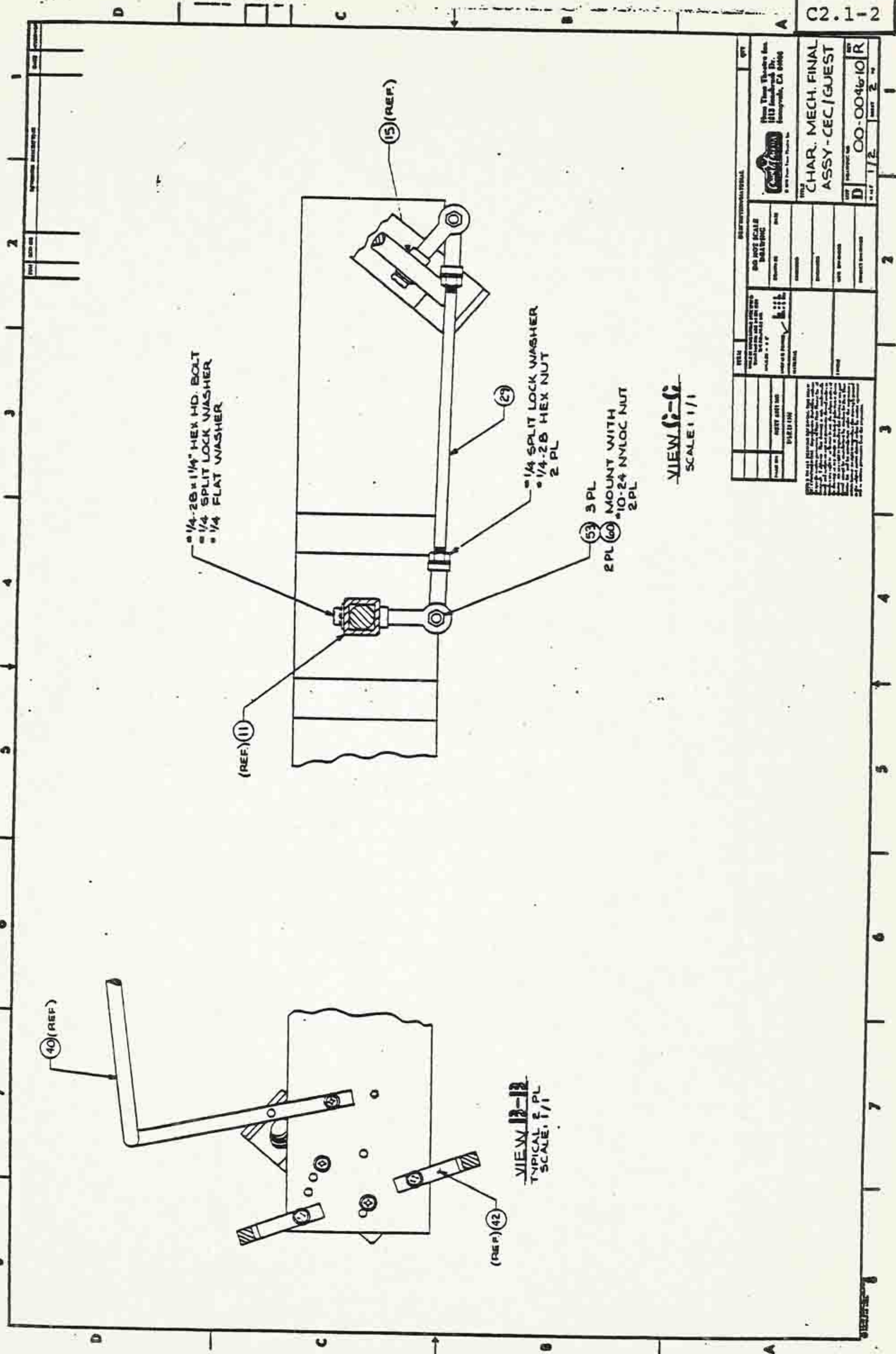
VIEW A-A

PIN AND 'E' WINGERS
SUPPLIED WITH
CLEVIS 288-0014.

NOTES:

- 1 SEE VIEW B-B FOR MOUNTING HOLES USED
- 2 APPLY LOCTITE 242 TO MTG. SCREW PRIOR TO INSTALLATION.
- 3 SEE QQ-0087-10, AIRLINE ASSY-CEC DRAWING FOR PROPER CONNECTION OF AIRLINES.

10	00-0227	ITEM	QUANTITY	DESCRIPTION	REV
10	00-0117	ITEM	QUANTITY	DESCRIPTION	REV
10	00-0068	ITEM	QUANTITY	DESCRIPTION	REV
USED FOR: SEE L/M					CHAR. MECH. FINAL ASSY - CEC / GUEST
APPROVED FOR:					00-0046-10 R



 Curtis Corporation 1113 Broadway Dr. Longwood, CA 94040	
CHAR. MECH. FINAL ASSY - CEC / GUEST	
PART NO. 00-0046-10 R	REV. 1/2
SHEET 2 OF 2	DRAWING NO. 00-0046-10 R
DATE 1/2	DRAWN BY
CHECKED BY	APPROVED BY
DESIGNED BY	PROJECT NUMBER
PART NAME	PART NUMBER
QUANTITY	UNIT
MATERIAL	FINISH
DIMENSIONS	WEIGHT
TOLERANCES	SURFACE FINISH
THREADS	COATINGS
OTHER	COMMENTS

LIST OF MATERIALS



REV R

C2.1-3

ITEM	PART NUMBER										REFERENCE	DESCRIPTION	L/M
	90	80	70	60	50	40	30	20	10	0			
1	-	-	2	2	-	-	-	-	-	-		FLAG WAYER - LEFT	YES
2	-	-	1	-	-	-	1	1	-	-		HEAD MECH ASSY - STD	YES
3	1	-	-	-	-	-	-	-	-	-		HEAD MECH ASSY - PASQ	YES
4	-	-	1	1	-	-	-	-	-	-		HEAD MECH ASSY - DOLLI	YES
5	-	-	-	-	-	-	1	7	1	0		AIRLINE ASSY - CEC	YES
6	-	-	-	-	-	-	1	8	1	0		AIRLINE ASSY - JASP	YES
7	-	-	-	-	1	-	-	9	1	0		AIRLINE ASSY - DOLLI	YES
8	-	-	1	-	-	-	-	3	1	0		AIRLINE ASSY - ARTIE	YES
9	-	1	-	-	-	-	-	2	9	1		AIRLINE ASSY - MUNCH	YES
10	1	-	-	-	-	-	-	2	8	1		AIRLINE ASSY - PASQ	YES
11	1	1	-	-	-	-	1	3	6	1		BASE TORSO ASSY	YES
12	-	-	1	1	-	-	-	2	3	6		BASE TORSO ASSY - PED	YES
13	-	1	-	-	-	-	-	2	3	9		STAGE RT. ARM - POWER UP	YES
14	1	1	-	-	-	-	-	2	3	8		STAGE RT. ARM - FIXED PROT.	YES
15	1	1	-	-	-	-	1	2	4	0		STAGE LT. ARM - FIXED PROT.	YES
16	-	-	-	-	-	-	1	2	6	5		JASPER BANJO ASSY.	YES
17	-	-	1	1	-	-	1	2	6	8		YOKE ASSY - ROTATE & TILT	YES
18	1	1	-	-	-	-	-	2	6	8		YOKE ASSY - ROTATE NO TILT	YES
19	-	-	1	1	-	-	-	2	6	9		DOLLI BREAST PLATE	YES
20	-	-	1	1	-	-	1	2	0	0		HAND ASSY - RIGHT	YES
21	-	-	1	1	-	-	1	2	0	0		HAND ASSY - LEFT	YES
22	-	-	1	1	-	-	-	0	6	0		SOL. BD. ASSY - DOLLI #1	YES
23	-	-	1	1	-	-	-	0	6	0		SOL. BD. ASSY - DOLLI #2	YES

USED ON	-60	-70	-80	-90	REV	TITLE
CEC/GUEST	ARTIE	MUNCH	PASQ.			
JASPER						
DOLLI						

GROUP GRAPHICS/ACCUPHYS
 11/18/88 UN 4-64

A 0010046 FR

LIST OF MATERIALS



REV

00100471

C2.1-4

ITEM	90	80	70	60	50	40	30	20	10	REFERENCE	DESCRIPTION	L/M
24	-	-	-	-	-	-	-	-	-		SOL. BD. ASSY - ARTIE #2	YES
25	-	-	-	-	-	-	-	-	-		SOL. BD. ASSY - STANDARD	YES
26	1	1	-	-	-	-	-	-	-		SOL. BD. ASSY - J/P/M	YES
27	-	-	2	2	-	-	-	-	-		SUPPORT, FLAG POLE	-
28	1	1	1	1	-	-	-	-	-		HEAD TILT CYL SHAFT	-
29	-	-	-	-	-	-	-	-	-		EXTENSION ROD	-
30	1	-	-	-	-	-	-	-	-		BODY TILT INSERT	-
31	-	-	-	-	-	-	-	-	-		SPACER	-
32	2	1	-	-	-	-	-	-	-		SPACER	-
33	1	1	1	1	-	-	-	-	-		HEAD TURN DRIVE	-
34	-	-	4	4	-	-	-	-	-		FLAG POLE SLEEVE	-
35	-	-	2	2	-	-	-	-	-		DOLLI HAND UNION BRKT	-
36	-	-	2	2	-	-	-	-	-		DOLLI HAND EXTENSION	-
37	-	-	4	4	-	-	-	-	-		LEATHER STRAIN RELIEF	-
38	2	-	-	-	-	-	-	-	-		MODIFIED SPH. ROD END	-
39	-	-	-	-	-	-	-	-	-		FRET BRACKET	-
40	1	1	1	1	-	-	-	-	-		COSMETIC SUPPORT BAR	-
41	-	-	2	2	-	-	-	-	-		UP. ARM COSM. SUPT. BRKT.	-
42	2	2	2	2	-	-	-	-	-		COSMETIC SUPPORT RING	-
43	-	-	1	-	-	-	-	-	-		AIR CYLINDER	-
44	2	-	-	-	-	-	-	-	-		AIR CYLINDER	-
45	1	1	-	-	-	-	-	-	-		VALVE 4 WAY	-
46	1	1	-	-	-	-	-	-	-		BARB, #10-32 X 1/8" HOSE	-

REV	USED ON	TITLE
-10	CEC/GUEST	CHAR. MECH.
-20	JASPER	FINAL ASSY
-30		
-40		
-50	DOLLI	A100100467R

LIST OF MATERIALS



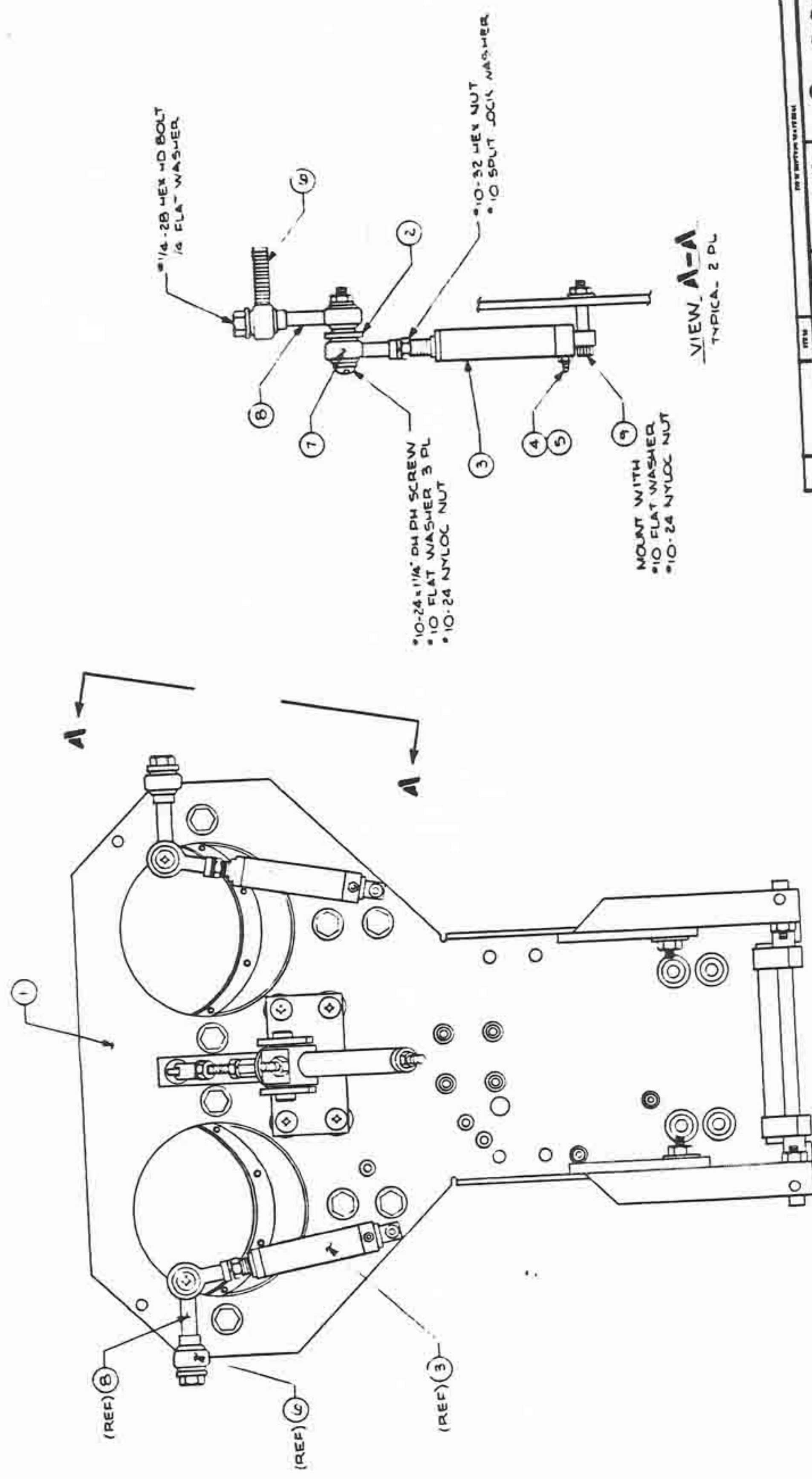
REV

00100 R

ITEM	90	80	70	60	50	40	30	20	10	PART NUMBER	REFERENCE	DESCRIPTION	L/M
47	2	2	-	-	-	-	2	-	-	630000301		AIR MUFFLER	-
48	-	-	-	-	1	-	-	-	-	630000501		AIR TEE 1/8 X 1/8 X 1/8	-
49	3	3	-	-	-	-	3	-	-	630000801		BARB, #10-32 X 1/16" HOSE	-
50	4	4	-	-	-	-	-	-	-	630001101		BARB, 1/8 NPT TO 1/16 HOSE	-
51	4	4	-	-	-	-	4	-	-	630003301		RUBBER WASHER	-
52	-	-	-	-	-	-	-	3	-	680002601		SPHERICAL ROD END	-
53	1	1	-	-	-	-	1	-	-	680003401		BEARING	-
54	-	-	-	-	-	-	6	-	-	700001701		DEFROST HOSE	-
55	-	-	8'	8'	-	-	-	-	-	750000701		DRYER HOSE, 4" DIA.	-
56	5	5	5	5	-	-	5	-	-	760002101		PANDUIT HARNESS TIE DOWN	-
57	2	2	2	2	-	-	2	-	-	800001501		E' RING 1/4" SHAFT	-
58	-	-	4	4	-	-	-	-	-	800003101		HOSE CLAMP	-
59	-	-	2	2	-	-	-	-	-	800004801		4" ANGLE BRACKET	-
60	3	3	-	-	-	-	2	-	-	800006901		ALLEN HEX. SOC. HD. SCREW	-
61	-	-	-	-	15'	-	-	-	-	800008401		CRS STRAPPING	-
62	-	-	4	4	-	-	-	-	-	800009401		STAND OFF	-
63	1	1	1	1	-	-	1	-	-	8000014901		ROLL PIN	-
64	1	-	-	-	-	-	-	-	-	8000016801		ALLEN HEAD BOLT 10-32 X 1/2	-

ITEM	USED ON	ARTIE	TITLE
-10	CEC /GUEST	MUNCH	CHAR. MECH
-20	JASPER	PASQ.	FINAL ASSY
-30			
-40			
-50	DOLLI		A 0010046 R

REV	DATE	DESCRIPTION
1	1/16/73	REPARATED CASH VERBMS



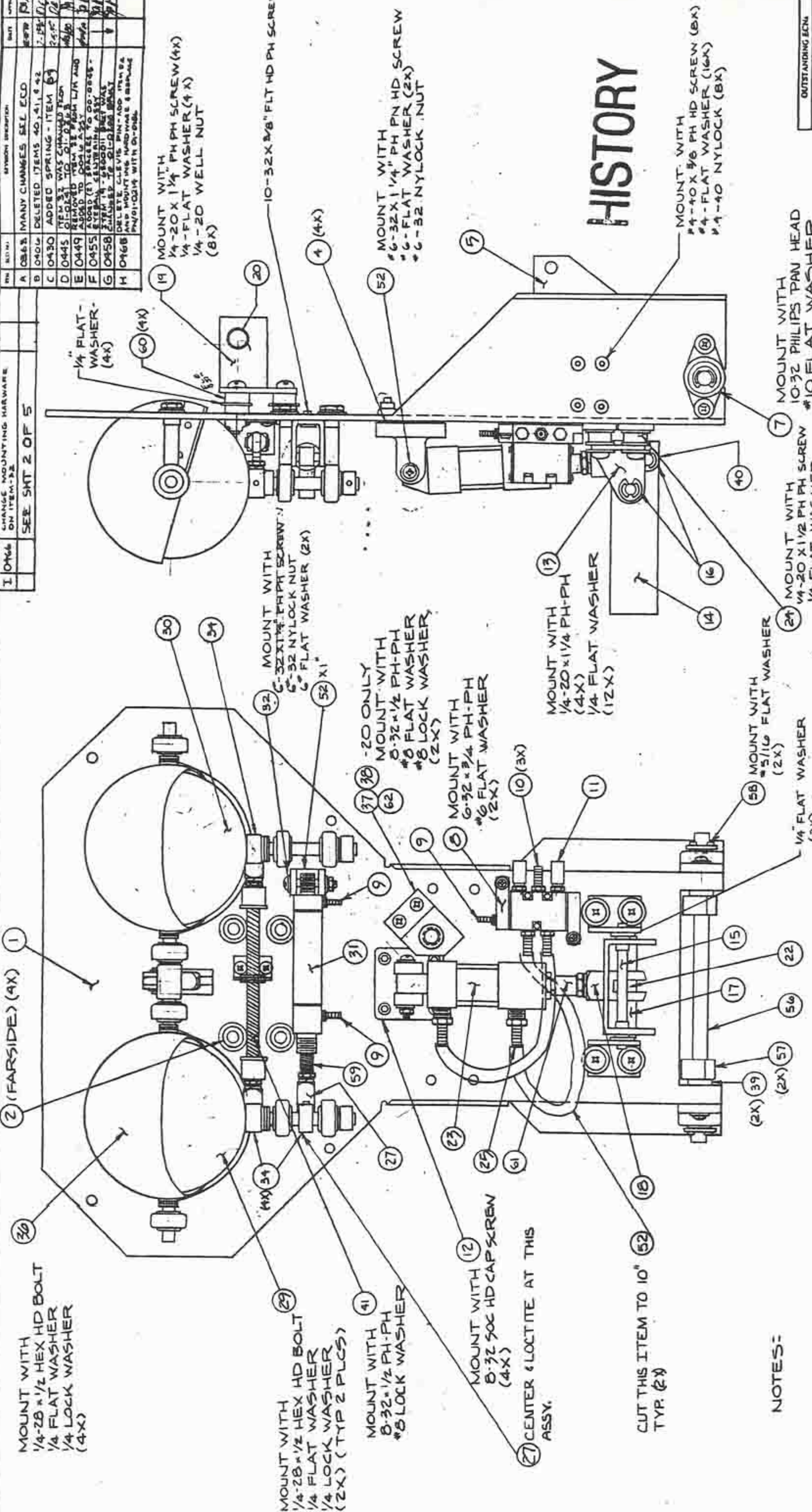
VIEW A-A
TYPICAL - 2 PL

ITEM	DESCRIPTION	QTY
30	000 041 5-10	
30	000 0044-30	
1. LISTEN 2. SEE U/M 3. SEE U/M 4. SEE U/M 5. SEE U/M 6. SEE U/M 7. SEE U/M 8. SEE U/M 9. SEE U/M		
DO NOT W/ALF DRAWING DATE 7-1-73 BY [Signature] CHECKED BY [Signature]		
HEAD ASSY, COLLI		
D 000-0044-30 N		

NEW

REV	DESCRIPTION	DATE	BY
A	CHANGES SEL ECD	8/27/77	PAF
B	MANY CHANGES 40, 51, 9, 42	7/25/77	PAF
C	DELETED ITEMS 40, 51, 9, 42	7/25/77	PAF
D	ADDED SPRING - ITEM 63	7/25/77	PAF
E	NEW 32 WAS CHANGED TO 30	7/25/77	PAF
F	01-01-78 TO 01-01-79	7/25/77	PAF
G	ADDED TO DRAWING L/R AND	7/25/77	PAF
H	ADDED TO DRAWING L/R AND	7/25/77	PAF
I	ADDED TO DRAWING L/R AND	7/25/77	PAF
J	ADDED TO DRAWING L/R AND	7/25/77	PAF
K	ADDED TO DRAWING L/R AND	7/25/77	PAF
L	ADDED TO DRAWING L/R AND	7/25/77	PAF
M	ADDED TO DRAWING L/R AND	7/25/77	PAF
N	ADDED TO DRAWING L/R AND	7/25/77	PAF
O	ADDED TO DRAWING L/R AND	7/25/77	PAF
P	ADDED TO DRAWING L/R AND	7/25/77	PAF
Q	ADDED TO DRAWING L/R AND	7/25/77	PAF
R	ADDED TO DRAWING L/R AND	7/25/77	PAF
S	ADDED TO DRAWING L/R AND	7/25/77	PAF
T	ADDED TO DRAWING L/R AND	7/25/77	PAF
U	ADDED TO DRAWING L/R AND	7/25/77	PAF
V	ADDED TO DRAWING L/R AND	7/25/77	PAF
W	ADDED TO DRAWING L/R AND	7/25/77	PAF
X	ADDED TO DRAWING L/R AND	7/25/77	PAF
Y	ADDED TO DRAWING L/R AND	7/25/77	PAF
Z	ADDED TO DRAWING L/R AND	7/25/77	PAF

CHANGE MOUNTING HARDWARE
ON ITEM 32
SEE SMT 2 OF 5



HISTORY

DO NOT SCALE
DRAWING
DATE: 7-27-77
DRAWN BY: [Signature]
CHECKED BY: [Signature]
PROJECT NUMBER: [Blank]
REV: [Blank]

UNLESS OTHERWISE SPECIFIED
DIMENSIONS ARE IN INCHES
TOLERANCES ON:
DIMENSIONS: .015"
HOLE DIA: .015"
SURFACE FINISH: 320
MATERIAL: [Blank]
SEE P/L

NOTE: ALL DIMENSIONS RELATIVE TO THE DRAWING
UNLESS OTHERWISE SPECIFIED.
DIMENSIONS ARE IN INCHES.
TOLERANCES ON:
DIMENSIONS: .015"
HOLE DIA: .015"
SURFACE FINISH: 320
MATERIAL: [Blank]
SEE P/L

OUTSTANDING ECNs

Plan Time Theatre, Inc.
10060 Balboa Road
Cupertino, CA 95014
© 1978 Plan Time Theatre, Inc.

HEAD ASSEMBLY
REV: D
SCALE: FULL
PART: 00-0044
REV: 5

NOTES:

FRONT VIEW

MOUNT WITH
1/4-28 x 1/2 HEX HD BOLT
1/4 FLAT WASHER
1/4 LOCK WASHER
(4X)

MOUNT WITH
1/4-28 x 1/2 HEX HD BOLT
1/4 FLAT WASHER
1/4 LOCK WASHER
(2X) (TYP 2 PLCS)

MOUNT WITH
8-32 x 1/2 PH-PH
#8 LOCK WASHER

MOUNT WITH
8-32 SOC HD CAP SCREW
(4X)

27 CENTER LOCTITE AT THIS
ASSY.

CUT THIS ITEM TO 10"
TYP. (2X)

MOUNT WITH
6-32 x 1/4 PH-PH SCREW
6-32 NYLOCK NUT
6 FLAT WASHER (2X)

-20 ONLY
MOUNT WITH
8-32 x 1/2 PH-PH
#8 FLAT WASHER
#8 LOCK WASHER
(2X)

MOUNT WITH
6-32 x 3/4 PH-PH
#6 FLAT WASHER
(2X)

MOUNT WITH
1/4-20 x 1/4 PH-PH
(4X)
1/4 FLAT WASHER
(12X)

MOUNT WITH
5/16 FLAT WASHER
(2X)

1/4 FLAT WASHER
(2X)

MOUNT WITH
10-32 PHILIPS PAN HEAD
10-32 NYLOCK
(4X)

MOUNT WITH
1/4-20 x 1/2 PH SCREW
1/4 FLAT WASHER
(3X)

MOUNT WITH
#4-40 x 3/8 PH HD SCREW (8X)
#4-FLAT WASHER (16X)
#4-40 NYLOCK (8X)

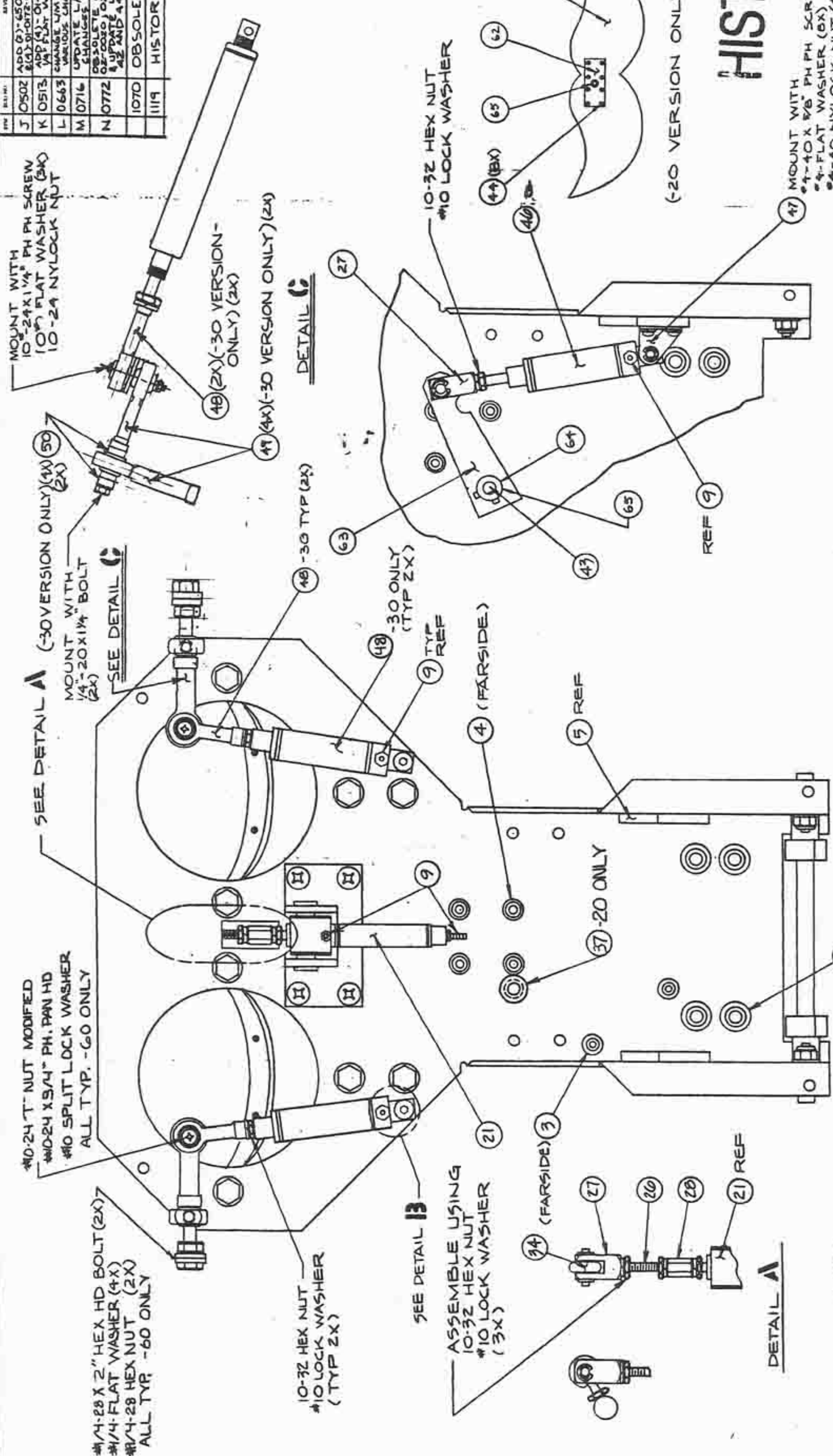
MOUNT WITH
#6-32 x 1/4 PH PH HD SCREW
#6-FLAT WASHER (2X)
#6-32 NYLOCK NUT

MOUNT WITH
1/4-20 x 1/4 PH PH SCREW (4X)
1/4-FLAT WASHER (4X)
1/4-20 WELL NUT
(8X)

10-32 x 3/8" FLT HD PH SCREW

8 7 6 5 4 3

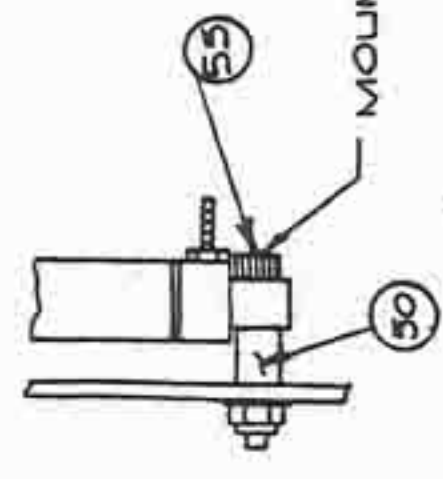
REV	DATE	DESCRIPTION
J	0502	ADD D3-650-0024 (A) 480-0044 (A) 91072-07 TO 20-14-30
K	0513	ADD (A) 01-0114-03 ADD -A- 1/4" FLAT WASHER
L	0663	CHANGE L/M DELETE ITEM 9A, 9B, 9C, 9D, 9E, 9F, 9G, 9H, 9I, 9J, 9K, 9L, 9M, 9N, 9O, 9P, 9Q, 9R, 9S, 9T, 9U, 9V, 9W, 9X, 9Y, 9Z, 9AA, 9AB, 9AC, 9AD, 9AE, 9AF, 9AG, 9AH, 9AI, 9AJ, 9AK, 9AL, 9AM, 9AN, 9AO, 9AP, 9AQ, 9AR, 9AS, 9AT, 9AU, 9AV, 9AW, 9AX, 9AY, 9AZ, 9BA, 9BB, 9BC, 9BD, 9BE, 9BF, 9BG, 9BH, 9BI, 9BJ, 9BK, 9BL, 9BM, 9BN, 9BO, 9BP, 9BQ, 9BR, 9BS, 9BT, 9BU, 9BV, 9BW, 9BX, 9BY, 9BZ, 9CA, 9CB, 9CC, 9CD, 9CE, 9CF, 9CG, 9CH, 9CI, 9CJ, 9CK, 9CL, 9CM, 9CN, 9CO, 9CP, 9CQ, 9CR, 9CS, 9CT, 9CU, 9CV, 9CW, 9CX, 9CY, 9CZ, 9DA, 9DB, 9DC, 9DD, 9DE, 9DF, 9DG, 9DH, 9DI, 9DJ, 9DK, 9DL, 9DM, 9DN, 9DO, 9DP, 9DQ, 9DR, 9DS, 9DT, 9DU, 9DV, 9DW, 9DX, 9DY, 9DZ, 9EA, 9EB, 9EC, 9ED, 9EE, 9EF, 9EG, 9EH, 9EI, 9EJ, 9EK, 9EL, 9EM, 9EN, 9EO, 9EP, 9EQ, 9ER, 9ES, 9ET, 9EU, 9EV, 9EW, 9EX, 9EY, 9EZ, 9FA, 9FB, 9FC, 9FD, 9FE, 9FF, 9FG, 9FH, 9FI, 9FJ, 9FK, 9FL, 9FM, 9FN, 9FO, 9FP, 9FQ, 9FR, 9FS, 9FT, 9FU, 9FV, 9FW, 9FX, 9FY, 9FZ, 9GA, 9GB, 9GC, 9GD, 9GE, 9GF, 9GG, 9GH, 9GI, 9GJ, 9GK, 9GL, 9GM, 9GN, 9GO, 9GP, 9GQ, 9GR, 9GS, 9GT, 9GU, 9GV, 9GW, 9GX, 9GY, 9GZ, 9HA, 9HB, 9HC, 9HD, 9HE, 9HF, 9HG, 9HH, 9HI, 9HJ, 9HK, 9HL, 9HM, 9HN, 9HO, 9HP, 9HQ, 9HR, 9HS, 9HT, 9HU, 9HV, 9HW, 9HX, 9HY, 9HZ, 9IA, 9IB, 9IC, 9ID, 9IE, 9IF, 9IG, 9IH, 9II, 9IJ, 9IK, 9IL, 9IM, 9IN, 9IO, 9IP, 9IQ, 9IR, 9IS, 9IT, 9IU, 9IV, 9IW, 9IX, 9IY, 9IZ, 9JA, 9JB, 9JC, 9JD, 9JE, 9JF, 9JG, 9JH, 9JI, 9JJ, 9JK, 9JL, 9JM, 9JN, 9JO, 9JP, 9JQ, 9JR, 9JS, 9JT, 9JU, 9JV, 9JW, 9JX, 9JY, 9JZ, 9KA, 9KB, 9KC, 9KD, 9KE, 9KF, 9KG, 9KH, 9KI, 9KJ, 9KK, 9KL, 9KM, 9KN, 9KO, 9KP, 9KQ, 9KR, 9KS, 9KT, 9KU, 9KV, 9KW, 9KX, 9KY, 9KZ, 9LA, 9LB, 9LC, 9LD, 9LE, 9LF, 9LG, 9LH, 9LI, 9LJ, 9LK, 9LL, 9LM, 9LN, 9LO, 9LP, 9LQ, 9LR, 9LS, 9LT, 9LU, 9LV, 9LW, 9LX, 9LY, 9LZ, 9MA, 9MB, 9MC, 9MD, 9ME, 9MF, 9MG, 9MH, 9MI, 9MJ, 9MK, 9ML, 9MM, 9MN, 9MO, 9MP, 9MQ, 9MR, 9MS, 9MT, 9MU, 9MV, 9MW, 9MX, 9MY, 9MZ, 9NA, 9NB, 9NC, 9ND, 9NE, 9NF, 9NG, 9NH, 9NI, 9NJ, 9NK, 9NL, 9NM, 9NO, 9NP, 9NQ, 9NR, 9NS, 9NT, 9NU, 9NV, 9NW, 9NX, 9NY, 9NZ, 9OA, 9OB, 9OC, 9OD, 9OE, 9OF, 9OG, 9OH, 9OI, 9OJ, 9OK, 9OL, 9OM, 9ON, 9OO, 9OP, 9OQ, 9OR, 9OS, 9OT, 9OU, 9OV, 9OW, 9OX, 9OY, 9OZ, 9PA, 9PB, 9PC, 9PD, 9PE, 9PF, 9PG, 9PH, 9PI, 9PJ, 9PK, 9PL, 9PM, 9PN, 9PO, 9PP, 9PQ, 9PR, 9PS, 9PT, 9PU, 9PV, 9PW, 9PX, 9PY, 9PZ, 9QA, 9QB, 9QC, 9QD, 9QE, 9QF, 9QG, 9QH, 9QI, 9QJ, 9QK, 9QL, 9QM, 9QN, 9QO, 9QP, 9QQ, 9QR, 9QS, 9QT, 9QU, 9QV, 9QW, 9QX, 9QY, 9QZ, 9RA, 9RB, 9RC, 9RD, 9RE, 9RF, 9RG, 9RH, 9RI, 9RJ, 9RK, 9RL, 9RM, 9RN, 9RO, 9RP, 9RQ, 9RR, 9RS, 9RT, 9RU, 9RV, 9RW, 9RX, 9RY, 9RZ, 9SA, 9SB, 9SC, 9SD, 9SE, 9SF, 9SG, 9SH, 9SI, 9SJ, 9SK, 9SL, 9SM, 9SN, 9SO, 9SP, 9SQ, 9SR, 9SS, 9ST, 9SU, 9SV, 9SW, 9SX, 9SY, 9SZ, 9TA, 9TB, 9TC, 9TD, 9TE, 9TF, 9TG, 9TH, 9TI, 9TJ, 9TK, 9TL, 9TM, 9TN, 9TO, 9TP, 9TQ, 9TR, 9TS, 9TT, 9TU, 9TV, 9TW, 9TX, 9TY, 9TZ, 9UA, 9UB, 9UC, 9UD, 9UE, 9UF, 9UG, 9UH, 9UI, 9UJ, 9UK, 9UL, 9UM, 9UN, 9UO, 9UP, 9UQ, 9UR, 9US, 9UT, 9UU, 9UV, 9UW, 9UX, 9UY, 9UZ, 9VA, 9VB, 9VC, 9VD, 9VE, 9VF, 9VG, 9VH, 9VI, 9VJ, 9VK, 9VL, 9VM, 9VN, 9VO, 9VP, 9VQ, 9VR, 9VS, 9VT, 9VU, 9VV, 9VW, 9VX, 9VY, 9VZ, 9WA, 9WB, 9WC, 9WD, 9WE, 9WF, 9WG, 9WH, 9WI, 9WJ, 9WK, 9WL, 9WM, 9WN, 9WO, 9WP, 9WQ, 9WR, 9WS, 9WT, 9WU, 9WV, 9WW, 9WX, 9WY, 9WZ, 9XA, 9XB, 9XC, 9XD, 9XE, 9XF, 9XG, 9XH, 9XI, 9XJ, 9XK, 9XL, 9XM, 9XN, 9XO, 9XP, 9XQ, 9XR, 9XS, 9XT, 9XU, 9XV, 9XW, 9XX, 9XY, 9XZ, 9YA, 9YB, 9YC, 9YD, 9YE, 9YF, 9YG, 9YH, 9YI, 9YJ, 9YK, 9YL, 9YM, 9YN, 9YO, 9YP, 9YQ, 9YR, 9YS, 9YT, 9YU, 9YV, 9YW, 9YX, 9YY, 9YZ, 9ZA, 9ZB, 9ZC, 9ZD, 9ZE, 9ZF, 9ZG, 9ZH, 9ZI, 9ZJ, 9ZK, 9ZL, 9ZM, 9ZN, 9ZO, 9ZP, 9ZQ, 9ZR, 9ZS, 9ZT, 9ZU, 9ZV, 9ZW, 9ZX, 9ZY, 9ZZ
M	0716	UPDATE L/M & VARIOUS CHANGES TO NEW DWG.
N	0772	OBsolete 2000 DWG 00-0055 SUPPLD BY/A ADD ITEM 42 AND 47
	1070	OBsolete DWG
	1119	HISTORY



HISTORY

-20 ONLY

REAR VIEW



DETAIL 13 (SIDE VIEW)

MOUNT WITH #10-24 NYLOCK

-20 ONLY

UNLESS OTHERWISE SPECIFIED DIMENSIONS ARE IN INCHES UNLESS SHOWN OTHERWISE	DO NOT SCALE DRAWING	DATE 9-7-79
DESIGNED BY [Signature]	DRAWN BY [Signature]	CHECKED BY [Signature]
PROJECT NUMBER	PROJECT INDEX	BY BOOKER
SEE P/L		

OUTSTANDING EOM

Flux Test Theatre Inc.
10060 Bulb Road
Cupertino, CA 95014

HEAD ASSEMBLY

REV D	DATE 00-0044	REV N
SHEET FULL	SHEET 2	OF 5

LIST OF MATERIALS

PROJECT 107
DATE 11/15/84

100-004

REV

ITEM	90	80	70	60	50	40	30	20	10	PART NUMBER	REFERENCE	DESCRIPTION	L/M
1							1	1	1	01-0065		Head Mech Plate	
2							8	8	8	00-0030		Well Nut 1/4-20	
3							2	2	2	00-0029		Well Nut 6-32	
4							4	4	4	00-0033		Well Nut 8-32	
5							2	2	2	01-0023		Head Tilt Clevis Shaft Brkt	
6													
7							2	2	2	68-0005		Bearing	
8							1	1	1	61-0008		4 Way Valve	
9							7	6	5	63-0008		Barb, 10-32 x 1/16"	
10							3	3	3	63-0001		Barb, 10-32 x 1/8"	
11							2	2	2	63-0003		Air Muffler	
12													
13							1	1	1	65-0006		Bracket, Mouth Pivot	
14							1	1	1	01-0061		Jaw Hinge	
15							1	1	1	01-0052		Jaw Pivot Pin	
16							4	4	4	80-0015		E Ring - 1/4 shaft	
17							1	1	1	01-0055		Jaw Clevis Shaft	
18							1	1	1	01-0228		Mouth Cylinder Clevis	
19							1	1	1	01-0208		Eyelid Trunnion Pivot Brkt	
20							2	2	2	68-0020		Bearing, Nylon	
21							1	1	1	60-0010		Air Cylinder *BFT-011-D (eyelid)	
22							1	1	1	68-0008		Bearing, .253 ID x .3155 OD x 1/2"	
23							1	1	1	60-0020		Air Cylinder	

REV
107
11/15/84

USED ON	REV	DATE	BY	DESCRIPTION	TITLE
-10	EC, STD	-70			
-20	Phg	-80			
-30	Pull - Actve	-90			
-40					
-50					

Head Assembly

A 100-0044

C3.1-3

LIST OF MATERIALS

PIZZA TIME THEATRE

REV

00+004

ITEM	90	80	70	60	50	40	30	20	10	PART NUMBER	REFERENCE	DESCRIPTION	L/M
24						4	4	4		01-0212-01		Spacer	-
25						2	2	2		30-0002-		Barb 1/8 NPT to 1/8 ID	-
26						1	1	1		01-0031-		Eyelid Cylinder Tie Rod	-
27						2	3	2		50-0004-		Clevis w/rod, Erms, and 10-24 nut	-
28						1	1	1		50-0019-		Standoff 10-24x1/2"	-
29						1	1	1		00-0043-10		Eye ball Assy - Stage Right	Yes
30						1	1	1		00-0043-20		Eye ball Assy - Stage Left	Yes
31						1	1	1		60-0016-		Air Cylinder, Bimba #021-DXP	-
32						1	1	1		01-0263-		Eye Turn Cylinder Brkt	-
33						1	1	1		00-0045-		Eye Ball Centering Assy	Yes
34						4	5	4		680-0009-		Bearing	-
35										-			
36						1	1	1		00-0042-		Eyelid Assy	Yes
37						-	2	-		680-0001-		Bearing	-
38						-	1	-		01-0215-		Standoff, Mustache	-
39						2	2	2		01-0214-		Spacer	-
40						2	2	2		680-0014-		Bearing	-
41						1	1	1		01-0229-		Mouth Cylinder Pivot Mount	-
42						-	1	-		01-0230-		PASQ MUSTACHE	-
43						-	1	-		01-0133-		Mustache Rod	-
44						-	8	-		800-0012-		POP RIVET 1/8 DIA. X 1/8 GR	-
45										-			
46						-	1	-		600-0002-		Cylinder, Mustache	-

USED ON	REV	TITLE
-10		
-20		Head Assembly
-30		
-40		
-50		

ECO
REV
A 100+0044 +

LIST OF MATERIALS

REV

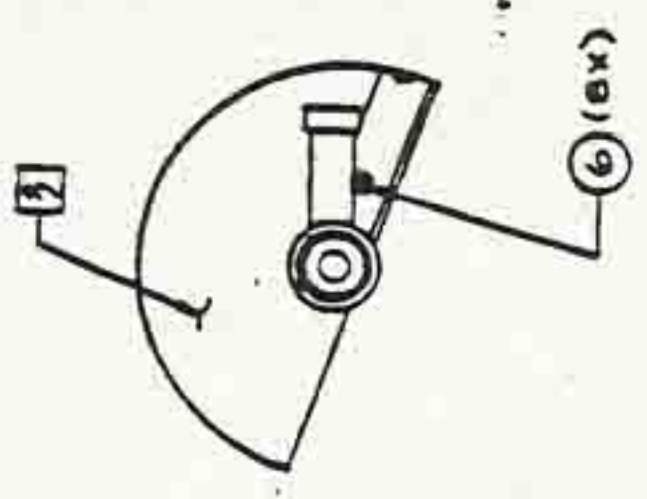
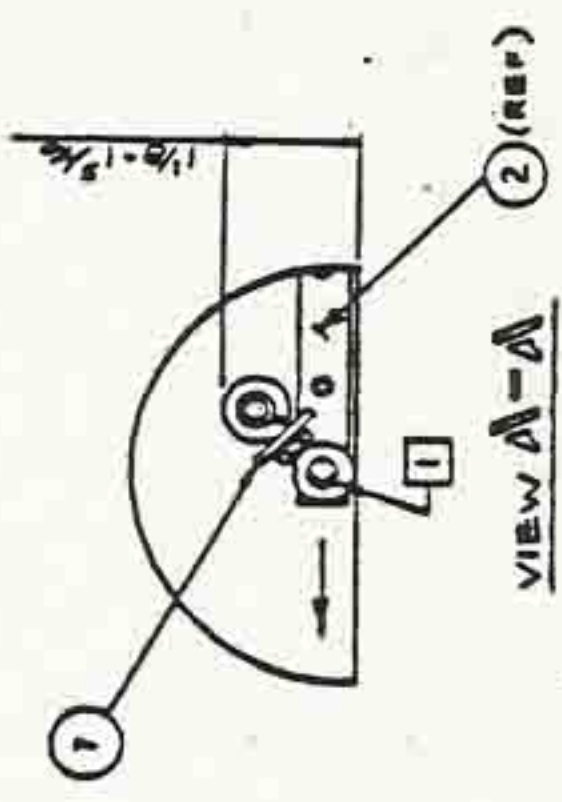
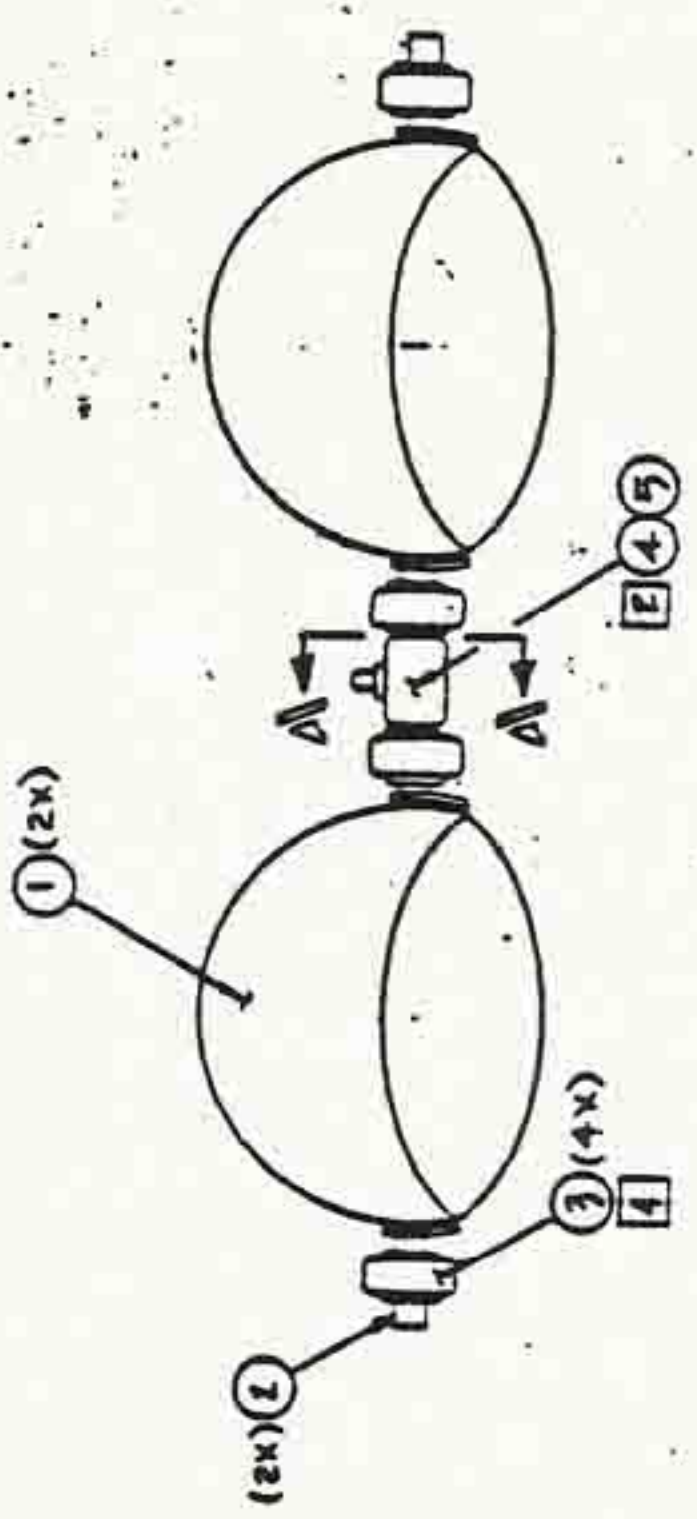
00-01 44

ITEM	90	80	70	60	50	40	30	20	10	PART NUMBER	REFERENCE	DESCRIPTION	L/M
47										650-0005		Pivot Bracket	-
48										650-0024		Spherical Rod End	-
49										680-0026	each part 4	Spherical Rod End	-
50										01-0172-07		Nylon Spacer	-
51										650-0023		SPHERICAL ROD END	-
52										20 20 740-0001		1/4" TUBING	-
53										800-0069		SOC. HD. SCREW #10-32 x 3/4"	-
54													
55													
56										01-0217		Shaft, Head Plate Mount	-
57										222680-0016		Bearing Allow Block	-
58										222800-0111		'E' Ring, 5/8" shaft	-
59										111620-0005		Spring 1/4" I.D. - 1/2" LG.	-
60										44401-0114-03		Spacer	-
61										11101-0186-02		Spacer	-
62										01-0151		Mustache Mt Bracket	-
63										01-0147		Mustache Linkage	-
64										680-0009		Bearing	-
65										01-0148		Mustache Linkage Collar	-
66										98630-0033-01		WASHER, RUBBER #10-32	-

THE
 STORY
 OF
 THE
 MUSTACHE

USED ON	REV	TITLE
-10		
-20		Head Assy.
-30		
-40		
-50		

REV	DATE	DESCRIPTION
A	0462	REWORK DRAWING TO ADD SET SCREWS TO EYELETS
B	0376	REWORK DRAWING TO ADD SET SCREWS TO EYELETS
C	0700	ADD ITEM 7 LEATHER WASHER
D	1007	ADD ITEM 4
1131 OBSOLETE 00-0042-D		



HISTORY

NOTES:

- [1] NOTE ORIENTATION OF FLATS.
- [2] USE LOCKTITE ON SET SCREWS DURING CHARACTER FINAL ASSY
- [3] EYELIDS MUST BE PAINTED AND MATCHED TO CHARACTER BEFORE ASSY.
- [4] CUT (ITEM 9) PN 800 0029 TO 1/8" LONG 4 PLACES

<p>CO-0042</p> <p>DATE: 11/11/61</p> <p>BY: [Signature]</p>	<p>DO NOT SCALE</p> <p>DATE: 11/11/61</p> <p>BY: [Signature]</p>	<p>100% CHECKED BY: [Signature]</p> <p>DATE: 11/11/61</p> <p>BY: [Signature]</p>	<p>SEE P/L</p>
<p>UNIT APPROVED EGS</p>		<p>From The Thomas Co.</p> <p>10000 Bulb Road</p> <p>Chaparral, CA 91016</p>	
<p>EYELID ASSY</p>		<p>00-0042</p>	

CHUCK E. CHEESE'S
PIZZA TIME THEATRE

LIST OF MATERIALS

REV

00+000<

D

ITEM	90	80	70	60	50	40	30	20	10	PART NUMBER	REFERENCE	DESCRIPTION	L/M
1									2	01-0057-01		EYELID	-
2									2	02-0289-01		SUPPORT RING-SHAFT WDMNT	-
3								4	08-0026-01		BEARING, SPHERICAL ROD	-	
4								1	01-0043-01		EYELID CRANK COLLAR	-	
5								1	18-0023-01		EYEBOLT #10-24	-	
6								8	00-0052-01		POP RIVET 1/8 DIA x 1/16 GR	-	
7								1	01-0321-01		LEATHER WASHER	-	

USED ON	-60	-70	-80	-90	REV	A	B	C	D	HISTORY	TITLE
-10	00-0044	-70			ECO	0462	0576	0708	1007		EYELID ASSY
-20		-80								1131	
-30		-90									
-40											
-50											

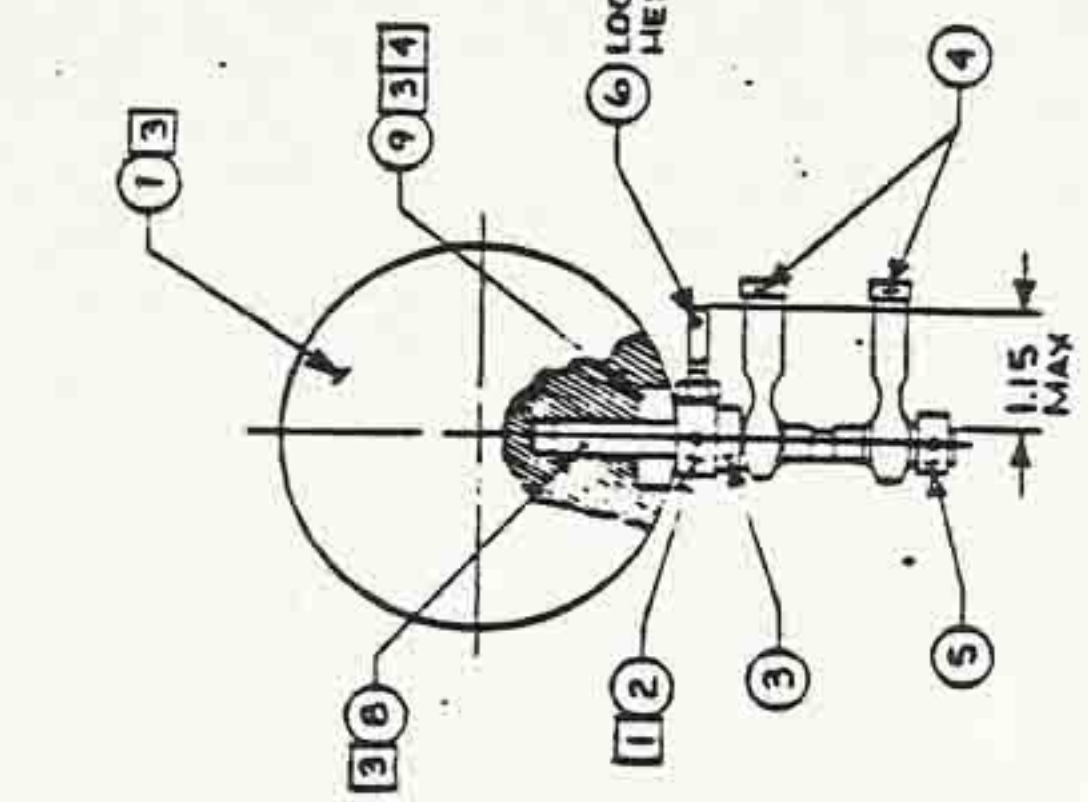
OF 2

REV

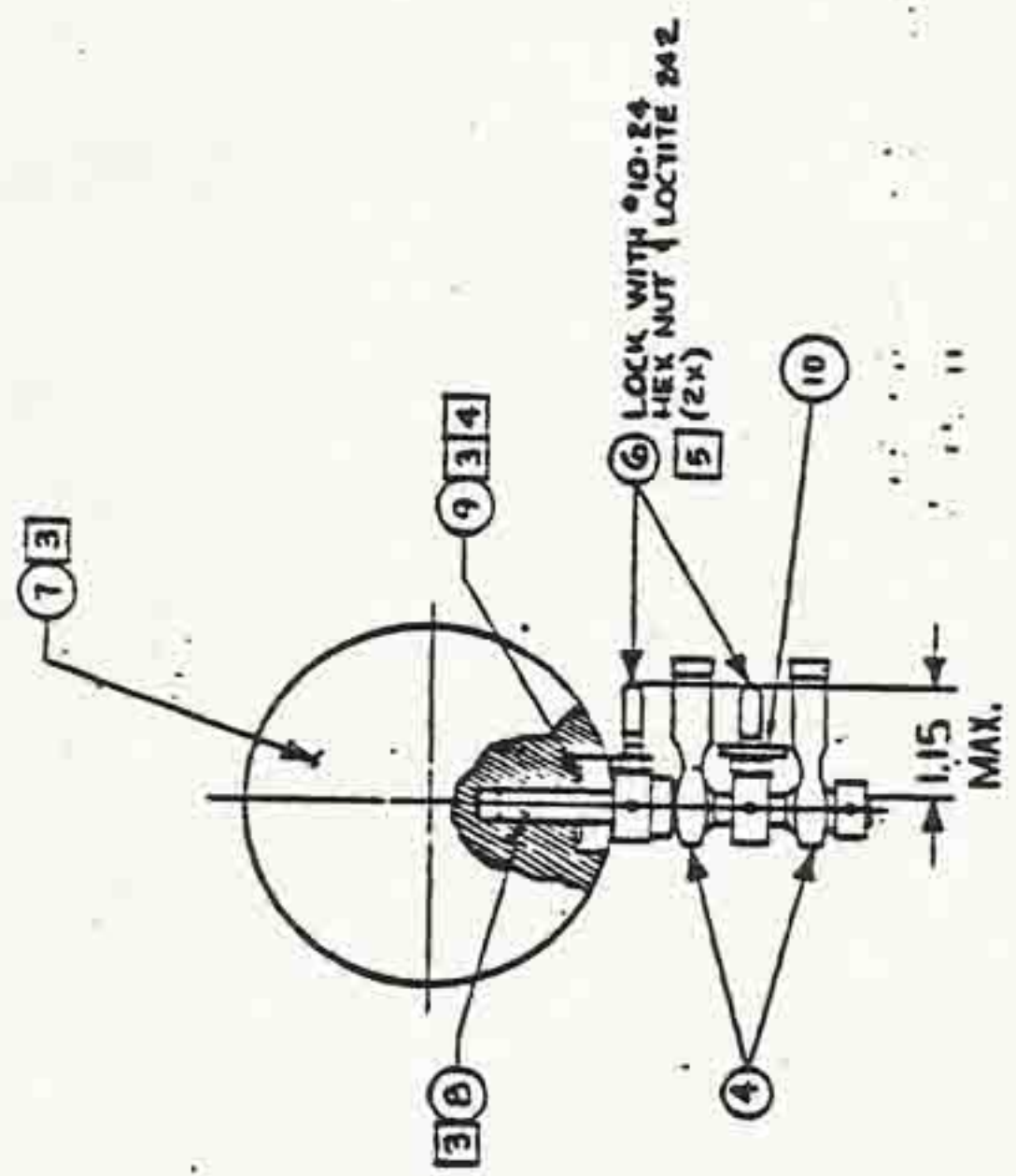
A | 00+0042 + D

3.2-2

REV	DESCRIPTION	DATE	BY
B	REMOVED OF COUPLER TUBING	10/19/77	PH/BA
C	PLATE AND TAIL ASSEMBLY	10/19/77	PH/BA
D	ADDED ITEM 10 LEATHER WASHER	10/19/77	PH/BA
E	ADDED NOTE 7	11/29/77	PH/BA
F	REPLACED 00-0043-101	08-20-81	PH/BA
G	REPLACED 00-0043-101	08-20-81	PH/BA



-20 VERSION
(STAGE LEFT)



-10 VERSION
(STAGE RIGHT)

NOTES:

- 1 ALIGN SET SCREW IN DRIVE COLLAR (ITEM 2) WITH FLATS ON PIVOT SHAFT (ITEM 8). USE LOCTITE ON SET SCREWS.
- 2 CENTER BETWEEN ROD ENDS AFTER MOUNTING TO HEAD MECH PLATE (ASSY NO. 00-0044).
- 3 EPOXY SHAFT (ITEM 8) TO EYEBALL (ITEM 7) WITH SPRING PIN (ITEM 9) FLUSH TO BOTTOM OF MILLED SLOT AS SHOWN.
- 4 BACK FILL SLOT TO ENCAPSULATE SPRING PIN (ITEM 9), FILL SLOT COMPLETELY.
- 5 CUT (ITEM 4) PIN 600-0023 TO 1.31" ± PLACES

HISTORY

00-0043		DO NOT SCALE		EYE BALL ASSEMBLY	
REV		DATE		BY	
A		10/19/77		PH/BA	
B		10/19/77		PH/BA	
C		10/19/77		PH/BA	
D		10/19/77		PH/BA	
E		10/19/77		PH/BA	
F		10/19/77		PH/BA	
G		10/19/77		PH/BA	
H		10/19/77		PH/BA	
I		10/19/77		PH/BA	
J		10/19/77		PH/BA	
K		10/19/77		PH/BA	
L		10/19/77		PH/BA	
M		10/19/77		PH/BA	
N		10/19/77		PH/BA	
O		10/19/77		PH/BA	
P		10/19/77		PH/BA	
Q		10/19/77		PH/BA	
R		10/19/77		PH/BA	
S		10/19/77		PH/BA	
T		10/19/77		PH/BA	
U		10/19/77		PH/BA	
V		10/19/77		PH/BA	
W		10/19/77		PH/BA	
X		10/19/77		PH/BA	
Y		10/19/77		PH/BA	
Z		10/19/77		PH/BA	

Pen Plus Thermal Inc.
10000 Buell Road
Cupertino, CA 95014

00-0043
EYE BALL ASSEMBLY

100-0043

D

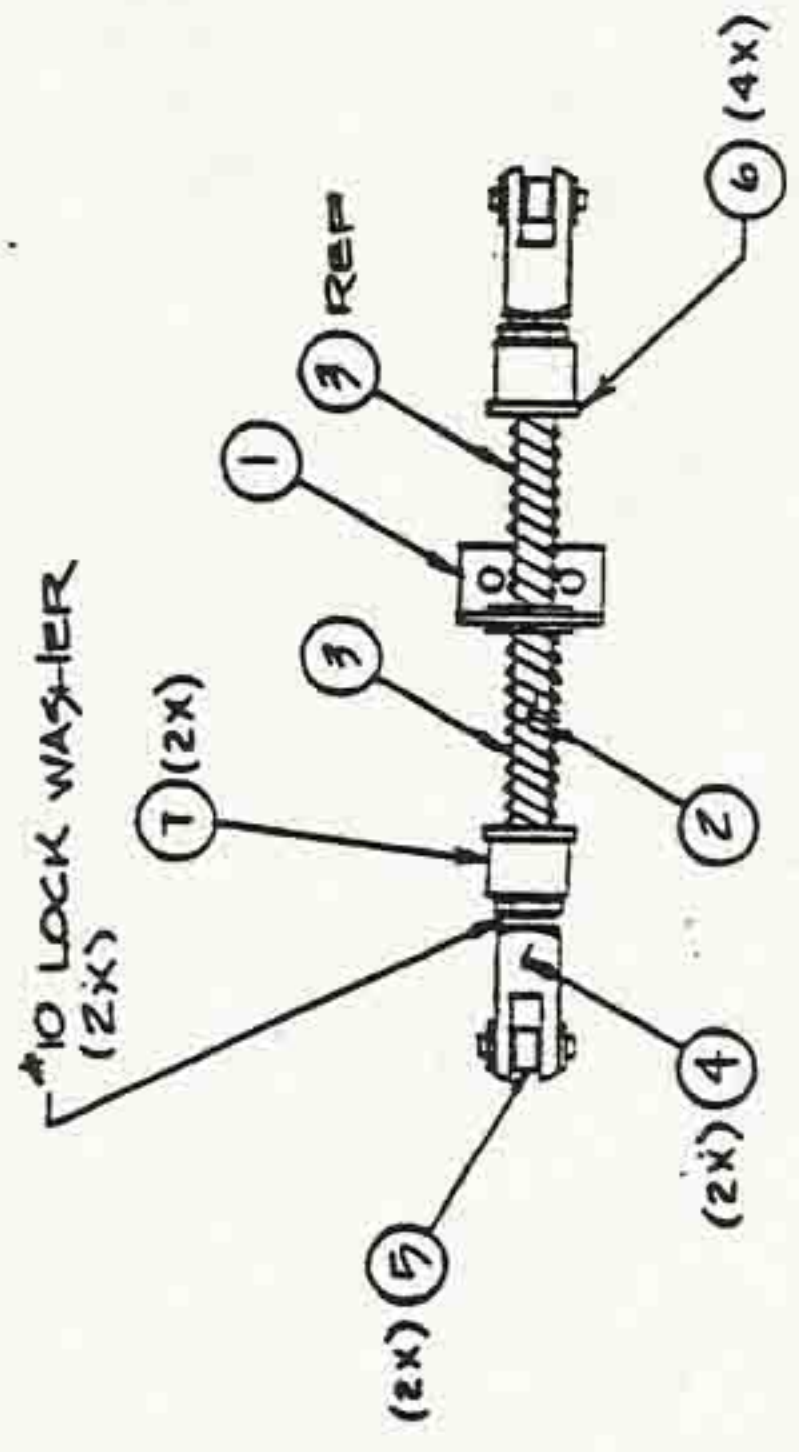
ITEM	PART NUMBER										DESCRIPTION	REFERENCE	L/M	
	10	20	30	40	50	60	70	80	90	100				
1														
2		12												
3		11												
4		22												
5		11												
6		12												
7		11												
8		11												
9		11												
10		-1												

USED ON	REV	REV	REV	REV	REV	REV	REV	REV	REV	REV	REV	REV	REV	REV	REV	REV	REV	REV	REV	
-10	00-0044	-70																		
-20	00-0044	-80																		
-30		-90																		
-40																				
-50																				

TITLE
EYEBALL ASSY
REV
A 100-0043 D

SHT 2 OF 2

REV	REV NO	DESCRIPTION	DATE	APPROVED
A	0396	REPLACED STEEL WASHER WITH NYLON WASHER - 8000028	1/1/77	JL
B	0457	ADDED ITEM 7 - SPACER (2X)	1/1/77	JL
OBSOLETE 00-0043-10				



HISTORY

OUTSTANDING ITEMS		 Prime Time Theatre Inc. 10060 Bulb Road Cupertino, CA 95014	
SEE P/L MATERIAL		EYEBALL CENTERING ASSEMBLY	
00-0044	REV A	00-0045	REV B
DATE: 1/1/77 BY: JL		DATE: 1/1/77 BY: JL	
PART NO: 00-0044 QUANTITY: 1		PART NO: 00-0045 QUANTITY: 1	
TOTAL: 1		TOTAL: 1	

Vertical text on the left side of the page, possibly a reference or note.

00-0005

B

ITEM	PART NUMBER										REFERENCE	DESCRIPTION	DIM
	90	80	70	60	50	40	30	20	10	10			
1									01-0042		OBSOLETE	CENTERING BRACKET	
2									01-0029	01	OBSOLETE	EYEBALL TANDEM TIE ROD	
3									26-20004		OBSOLETE	SPRING	
4									26-50004			CLEVIS WITH PIN	
5									26-80009			BEARING 3/16 ID X 5/16 OD X 3/16	
6									48-00025			WASHER #10 NYLON	
7									2-01-0114-02			INSERT 1/4 ID X 3/8 LG.	

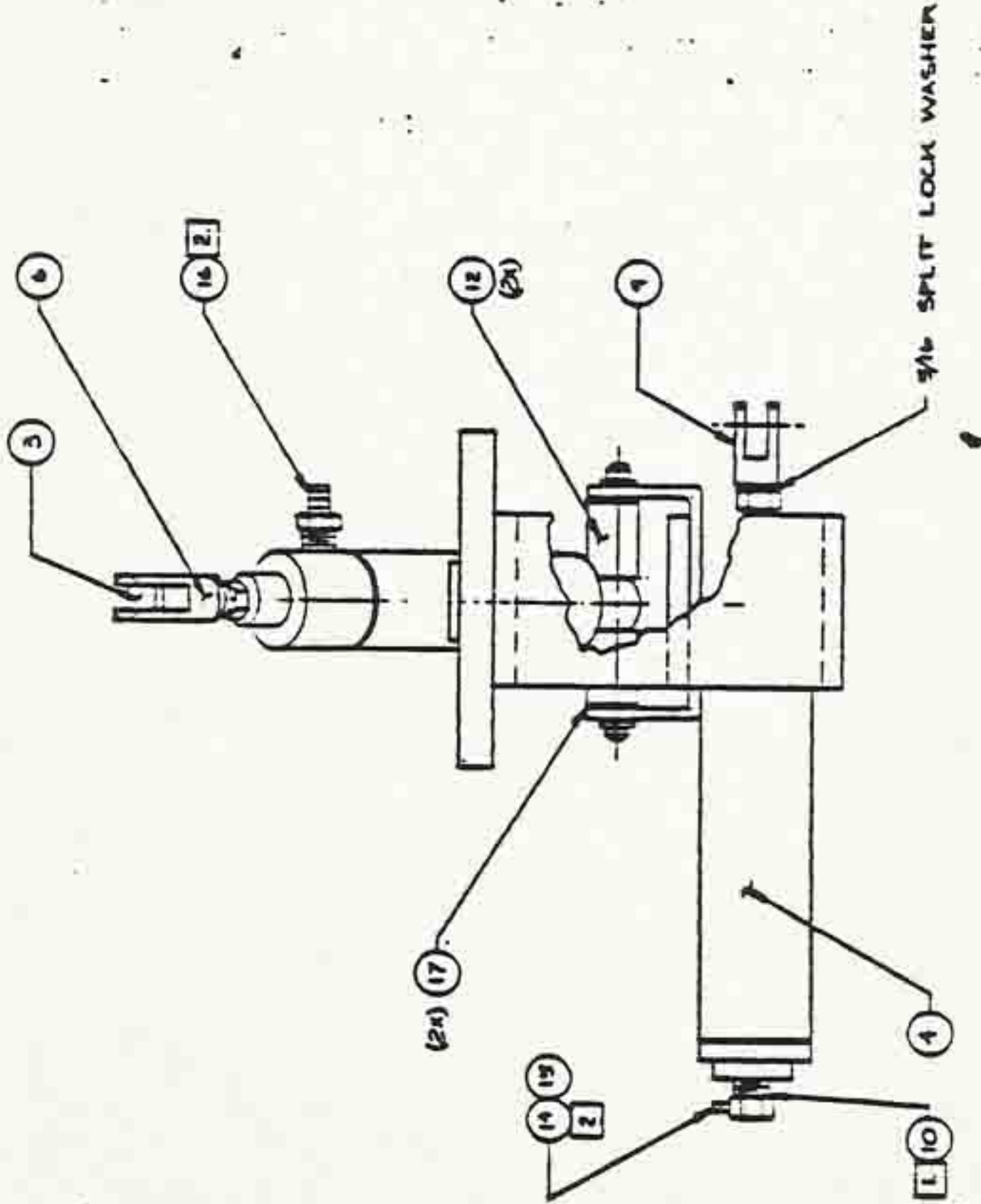
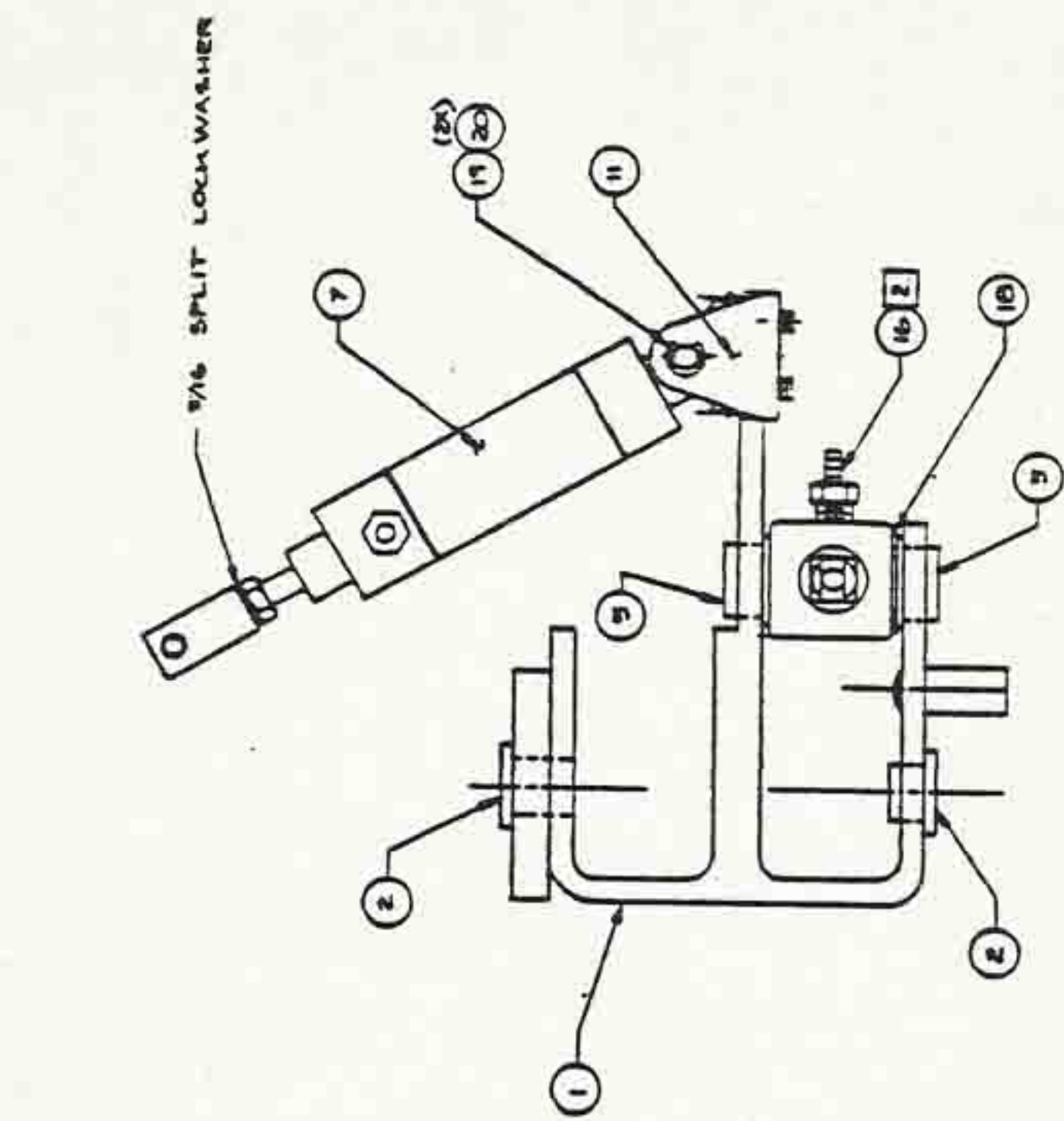
THE
 LIST
 FOR
 THE
 OBSOLETE
 PARTS

USED ON	REV	HISTORY	TITLE
-10 00-0044	ECO 0398	B 0455	EYEBALL CENTERING ASSY
-20			
-30			
-40			
-50			

REV
 A 00-0045 f B

SHT 2 OF 2

REV	DESCRIPTION	DATE	BY
A	PRODUCTION RELEASE		
B	FIELD ITEM 19		



-10 VERSION
(ROTATE TILT)

1 USE RUBBER WASHER 630-0033-01 ON ITEM 10, DO NOT USE FIBER OR NYLON WASHERS

2 ON ITEM 14 & 16 USE PIPE SEALANT
 3 IF ALL BOLTS OR SCREWS LENGTHS SPECIFIED ARE NOT AVAILABLE USE NEXT CLOSEST SIZE SO THAT 1/2 TO 6 THREADS SHOW THROUGH ON HEX NUTS OR NYLOCK NUTS (3 THREADS BEING THE AMOUNT DESIRED) IN ORDER TO PASS INSPECTION

DO NOT SCALE DRAWING

11/11/68

ADAMS E/BZ

1 1/4" x 3 7/8"

S.F.E. 1/M

YOKO ASSEMBLY

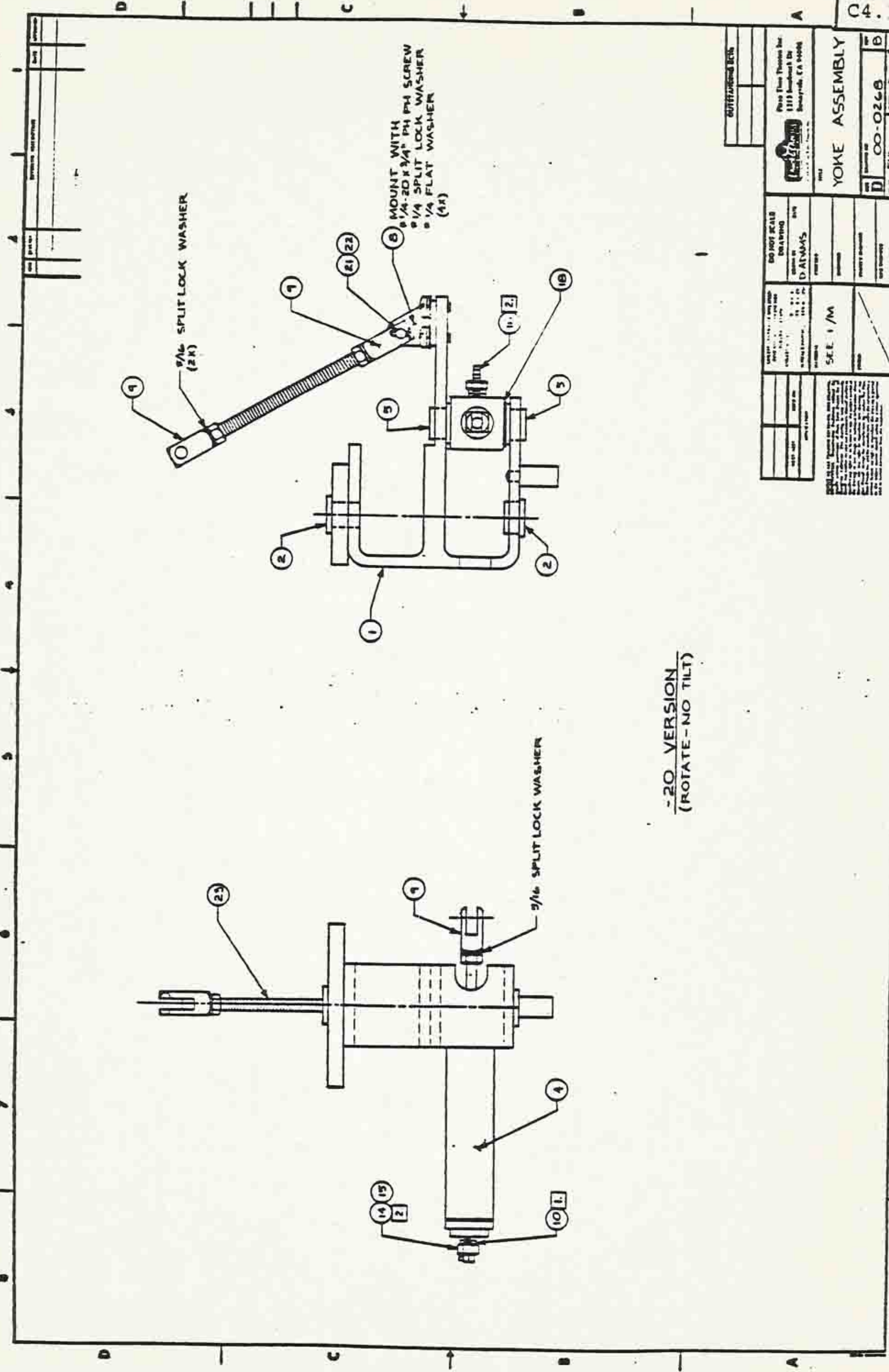
00-026B

FLA-L

1 of 3

1111 Boulevard Dr. Sunnyvale, CA 94088

DO NOT SCALE DRAWING
DATE: 11/1/68
DRAWN BY: J. J. BROWN
CHECKED BY: J. J. BROWN
APPROVED BY: J. J. BROWN



-20 VERSION
(ROTATE-NO TILT)

OUTSTANDING BILLS

DO NOT SCALE DRAWING

DATE: 11/1/68

DRAWN BY: J. J. BROWN

CHECKED BY: J. J. BROWN

APPROVED BY: J. J. BROWN

SEE 1/M

YOKES ASSEMBLY

00-0268

REV 2

1

2

3

4

5

6

7

8

Photo Thin Process Inc.
1111 Broadway Dr.
Beverly Hills, CA 90008

LIST OF MATERIALS

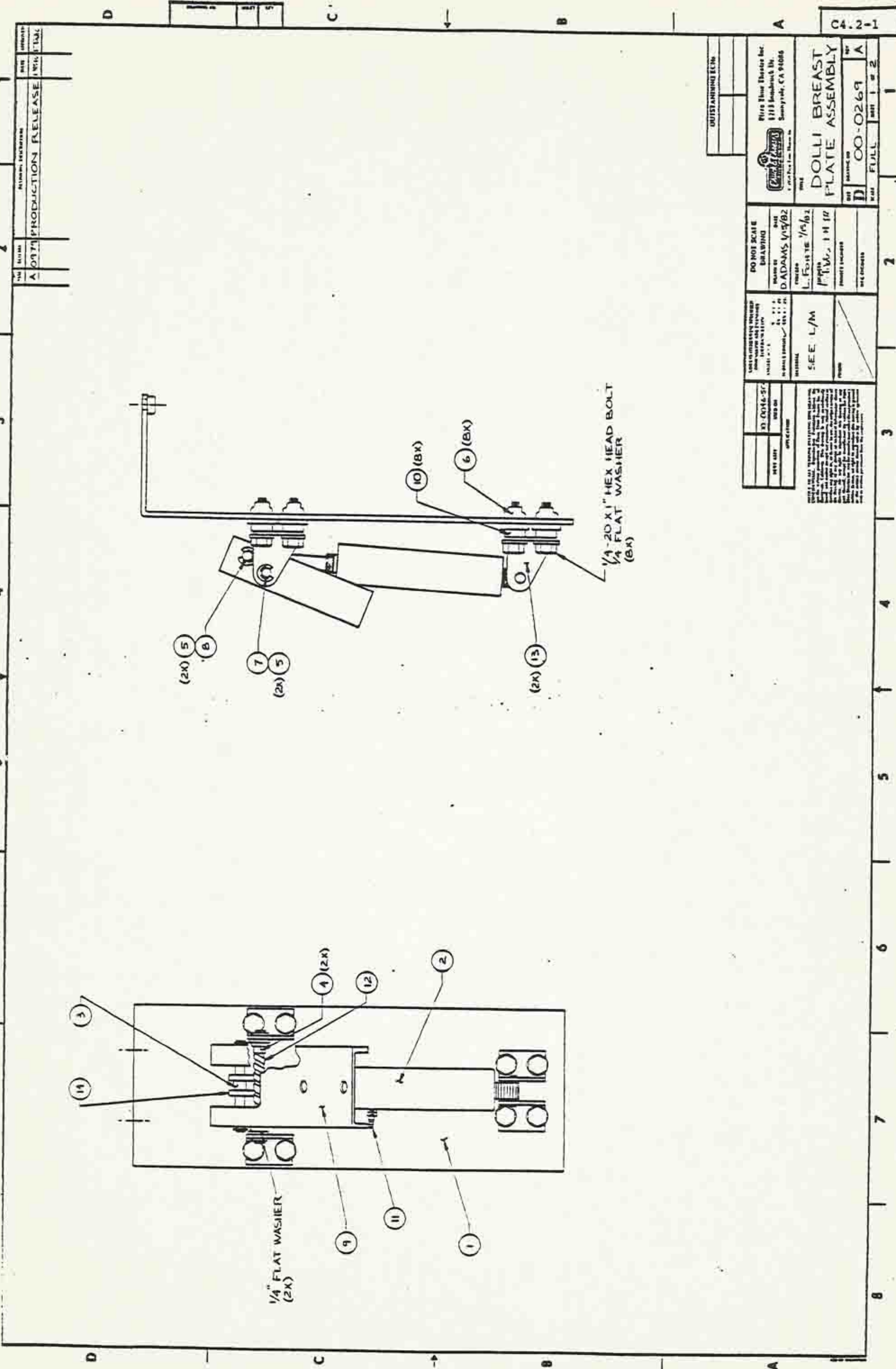


REV

001026

ITEM	90	80	70	60	50	40	30	20	10	PART NUMBER	REFERENCE	DESCRIPTION	REV
1								1	1	01-047001		CYL. DRIVE YOKE EXT.	B
2								2	2	680003301		BEARING, FLANGE 5/8"	-
3								-	1	680003801		BEARING, CYL, 1/4"	-
4								1	1	600001201		AIR CYLINDER	-
5								2	2	680001001		BEARING, FLANGE 1/2"	-
6								-	1	650003701		CLEVIS, D-231-1	-
7								-	1	600002701		AIR CYLINDER	-
8								1	1	650000601		PIVOT BRKT.	-
9								3	1	650001401		CLEVIS	-
10								1	1	630003301		RUBBER WASHER	-
11								-	1	01-046401		HEAD TILT MTG. CYL BRKT.	-
12								-	2	01-046301		SPACER, HEAD TILT MTG.	-
13													
14								1	1	650003201		ADAPTER, 1/8NPT TO 10-32	-
15								1	1	630001001		BARB, #10-32 TO 1/16" RT. ANGLE	-
16								1	2	630001101		BARB, 1/8NPT TO 1/16 HOSE	-
17								-	2	680003701		BEARING, FLANGE NO-W	-
18								1	1	01-018301		DELRIW WASHER	-
19								-	1	01-046201		HEAD TILT CYL. SHAFT	-
20								-	2	800001501		E' RING, 1/4" SHAFT	-
21								1	1	800000301		CLEVIS PIN	-
22								1	1	800000401		COTTER PIN	-
23								1	1	01-019401		HEAD TILT-FIXED LINK	-

USED ON	REV	QTY	TITLE
-10	00-0046-10-76	4	YOKE ASSY
	00-0200	1	
-20	00-0046-70-80	9	
-30		6	
-40	ECO	13	
-50		8	REV
			001026
			B



REV	DATE	DESCRIPTION
A	0973	PRODUCTION RELEASE

OUTSTANDING ECNs	
First Hour Therapies Inc. 1118 Sandbrook Dr. Sunnyvale, CA 94086	
DOLLY BREAST PLATE ASSEMBLY	
DO NOT SCALE DRAWING DRAWN BY D. ADAMS 1/15/82	CHECKED BY L. FOOTE 1/15/82
SEE L/M	PARTS LIST SEE DRAWING
PART NO. 00-0269 REV. A	QUANTITY 1

33-0046-57
 REV. A
 DATE 01/15/82

SEE L/M
 PARTS LIST
 SEE DRAWING

1/4-20 X 1" HEX HEAD BOLT
 1/4" FLAT WASHER
 (8X)

1/4" FLAT WASHER
 (2X)

1/4" FLAT WASHER
 (2X)

1/4" FLAT WASHER
 (2X)

1/4" FLAT WASHER
 (2X)

LIST OF MATERIALS



REV: A

00-0269

ITEM	90	80	70	60	50	40	30	20	10	PART NUMBER				REFERENCE	DESCRIPTION	L/M	
1									1	0	1-0	1	5	6-0	1	BREATHING MOUNT PLATE	A
2									1	6	0-0	0	0	8-0	1	AIR CYLINDER	-
3									1	6	0-0	0	0	8-0	1	BEARING, CYLINDRICAL	-
4									2	6	0-0	0	1	4-0	1	BEARING, FLANGED	-
5									4	8	0-0	0	1	5-0	1	'E' RING, 1/4" SHAFT	-
6									8	8	0-0	0	3	0-0	1	WELL NUT #1/4-20	-
7									1		0-0	0	5	2-0	1	JAW PIVOT PIN	-
8									1		0-0	0	5	5-0	1	JAW CLEVIS PIN	-
9									1		0-0	0	6	1-0	1	JAW HINGE	-
10									8		0-0	1	1	4-0	3	SPACER	-
11									1	6	3-0	0	1	1-0	1	BARB	-
12									1 1/2	7	6-0	0	1	1-0	1	SPIRAL WRAP	-
13									2pr	6	5-0	0	0	6-0	1	CYLINDER MTG. BRACKET	-
14									1	6	5-0	0	1	4-0	1	CLEVIS, D-166-1	-

USED ON	TITLE	ECO	REV	ECO	REV
-10	00-0046-50		A	0979	A
-20					
-30					
-40					
-50					

C4.2-2

SHT 2 OF 2

A 00-0269 + A

LIST OF MATERIALS



001000

ITEM	90	80	60	50	40	30	20	10	PART NUMBER	REFERENCE	DESCRIPTION	L/M	H
1								1	020001-10		FLAG WAYER, MT.	YES	
2								1	010007-01		SUPPORT BAR	-	
3								1	010004-01		LINKAGE	-	
4								1	050001-01		CLEVIS	-	
5								1	010002-01		SUPPORT-FLAG POLE	-	
6													
7								1	000003-01		CLEVIS PIN	-	
8								1	080001-01		FLANGE BEARING	-	
9								1	080002-01		THRUST BEARING	-	
10													
11								1	010005-02		BRKT SUPPORT-RT.	-	
12								1	000001-01		AIR CYLINDER	-	
13													
14								1	080002-01		SPHERICAL ROD END	-	
15								1	050006-01		PIVOT BRKT (PAIR)	-	
16								1	010001-01		SOLENOID	-	
17								1	030003-01		MUFFLER	-	
18								1	030002-01		NIPPLE 1/8NPT TO 1/8ID	-	
19							2	030001-01		NIPPLE 10-32 TO 1/8ID	-		
20							1	030001-01		TERM BLOCK-2 POS.	-		
21								2	070002-01		SPADE LUG #6	-	
22							6	0740001-01		AIR HOSE 1/8" ID	-		
23							1	070001-01		TIE WRAP	-		
				USED ON	-60						TITLE		
-10					-70						FLAG WAYER		
-20				00-0004-20	-80						SUB ASSY		
-30					-90								
-40													
-50													

REV												

BISHOP & PHILLIPS/ACCUPRESS
REORDER NO. A 9624

LIST OF MATERIALS



REV

00000

C4.3-3

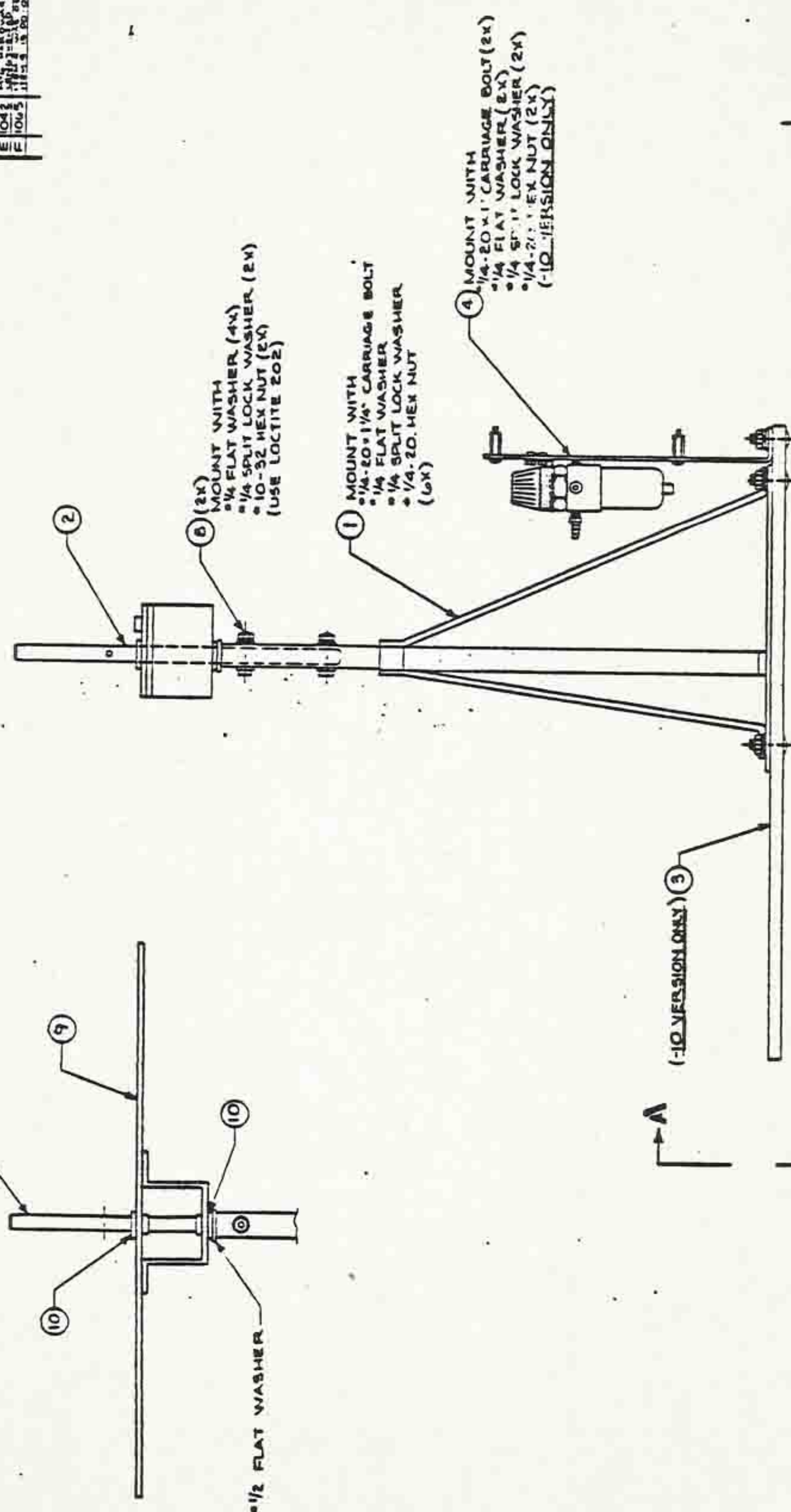
ITEM	PART NUMBER										DESCRIPTION	REFERENCE	REV	
	90	80	60	50	40	30	20	10	10	10				
24							1				6200001-01	SPRING		
25							8				7500001-01	SHRINK TUBING 1/8 ID		
26							1				8000004-01	COTTER PIN		
27							2				6300033-01	WASHER #10-32		

USED ON	-60	REV		TITLE	
-10				FLAG WAYER	
-20				SUB ASSY	
-30		ECO		A	
-40					
-50					

STANOP GRAPHICS/ACCUPHYS
REORDER NO. A 9824

SHT 3 OF 3

REV	DATE	DESCRIPTION
A	07/12/53	PRODUCTION RELEASE
B	07/12/53	ADDED ITEM 8 & MTC NUMBER
C	07/12/53	MTC HARDWARE CHANGED
D	07/12/53	REVISIONS TO THIS DRAWING
E	07/12/53	REVISIONS TO THIS DRAWING
F	07/12/53	REVISIONS TO THIS DRAWING




00 0046	DO NOT SCALE	DATE	11/1/51
SEE LIM	DATE	11/1/51	11/1/51
BASE SUPPORT ASSEMBLY PART NUMBER 00-0236 REV. 172			

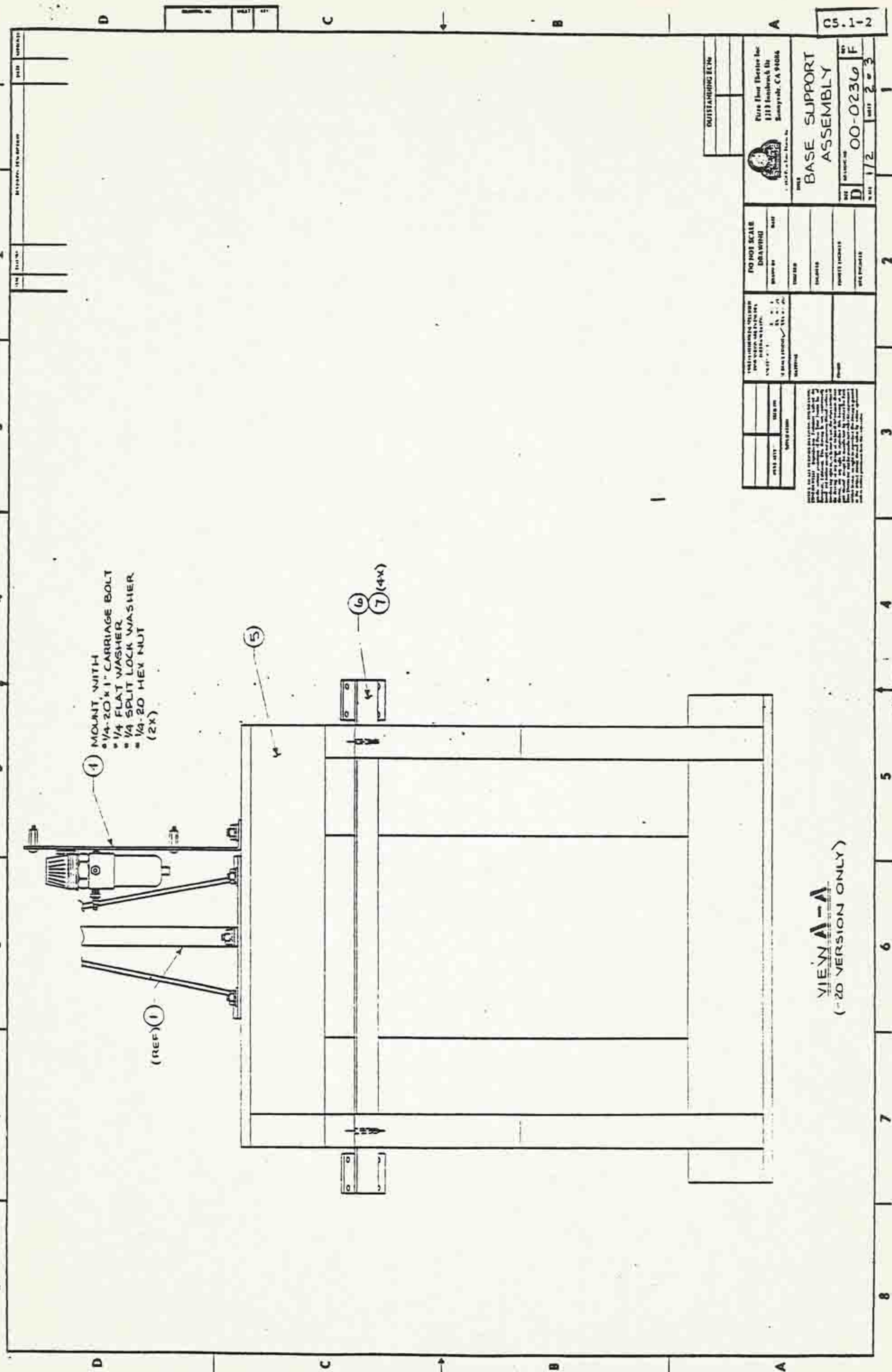
-10 & -20 VERSIONS

A (-10 VERSION ONLY) 3

A (-20 VERSION ONLY)
(SEE SH 2 OF 3)

CS-1-2

OUTSTANDING ELEMENT	
 Pulse Flow Filter Inc. 1111 Inglewood Dr. Sunnyvale, CA 94086	
BASE SUPPORT ASSEMBLY	
PART NO. 00-0236 REV. D	DATE 1/2
DRAWN BY 2	CHECKED BY 3
TITLE FIG NO. 1 SCALE DRAWING NO. 00-0236	SHEET NO. 2 OF 3
THIS DRAWING IS UNCLASSIFIED DATE 11/19/01 BY 60322/UC/STP/STP UNCLASSIFIED BY 60322/UC/STP/STP	PARTS LIST
THIS DRAWING IS UNCLASSIFIED DATE 11/19/01 BY 60322/UC/STP/STP UNCLASSIFIED BY 60322/UC/STP/STP	PARTS LIST



MOUNT, WITH
 • 1/4-20 x 1" CARRIAGE BOLT
 • 1/4 FLAT WASHER
 • 1/4 SPLIT LOCK WASHER
 • 1/4-20 HEX NUT
 (2X)

VIEW A-A
 (-20 VERSION ONLY)

LIST OF MATERIALS



REV

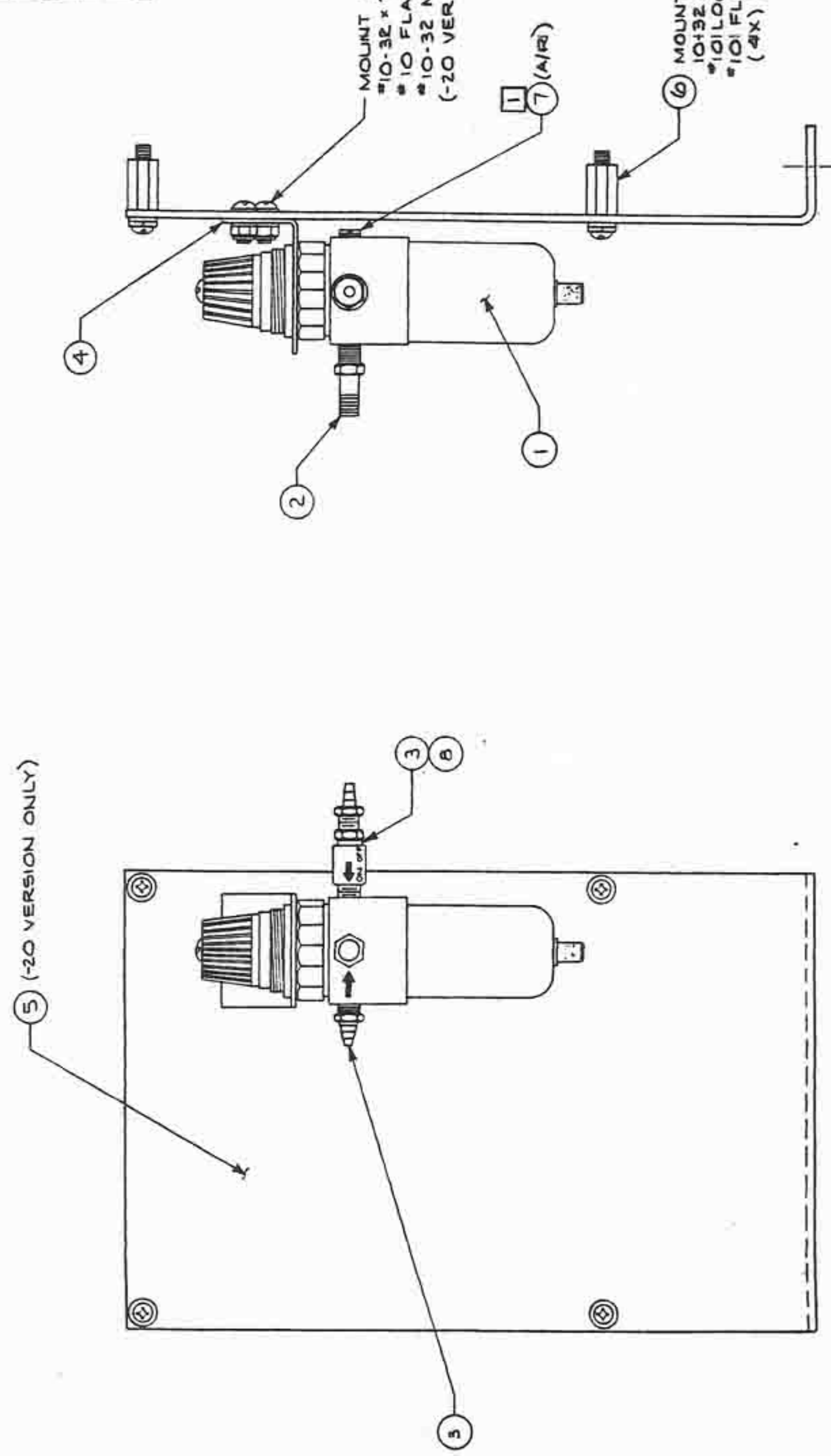
00+0236

C5.1-3

ITEM	PART NUMBER										REFERENCE	DESCRIPTION	L/M						
	90	80	70	60	50	40	30	20	10	0									
1							1	1	0	2	0	3	0	9	1	0		BASE SUPPORT WELD.	-
2							1	1	0	1	0	3	3	0	0	1		DRIVE YOKE BASE SUP. SHAF	-
3							-	1	0	1	0	3	3	1	0	1		CHAR. MTG. BOARD	-
4							1	1	0	0	0	1	6	2	0			FILTER / REG. ASSY	YES
5							1	-	0	1	0	1	9	7	0	1		CAB. CHAR. MTG. STOOL	-
6							1	-	0	1	0	2	0	0	0	1		ARM MECH. MTG STRIP	-
7							4	-	8	0	0	0	9	5	0	1		WOOD SCREW #10x1"	-
8							2	2	8	0	0	1	3	3	0	1		SHOULDER SCREW #10-32	-
9							1	1	0	2	0	3	4	5	1	0		SHOULDER PLATE WELD	-
10							2	2	6	8	0	0	3	3	0	1		BEARING, FLANGE	-

USED ON	REV	A	B	C	D	E	F	TITLE
-10	00-0046-70-80	0775	0796	0923	0983	1042	1065	BASE SUPPORT
-20	00-0046-50-60	0775	0796	0923	0983	1042	1065	ASSEMBLY
-30								
-40								
-50								

REV	DATE	DESCRIPTION	BY	CHKD
A	0454	NEW DWG. - OBSOLETE 00-0031	LJM	
B	0459	-20 VERSION REVERSED ON L/M DWG. ADDED ITEM 7	LJM	
C	0609	ITEM 4 WAS L50-0080-714. BEST ITEM 4 IS 650-0010-714. BEST	LJM	
D	0852	ADDED ITEM 7 AND NOTE 1.	LJM	
E	0933	CREATE NEW FILTER REG. ULTRATOR ASSY DWG. -20	LJM	
F	1004	WHERE USED UPDATED	LJM	
G	1125	ADDED NOTE 3 & CIRCLED AIR FLOW DIRECTION ARROW	LJM	
H	1273	DELETE PTT #7N & 10-0003 & P/N & 10-0002 AND ADD P/N & 10-0004 & 10-0014 & 10-0014	LJM	



MOUNT WITH
 #10-32 x 3/4" PH SCREW (2X)
 #10 FLAT WASHERS (4X)
 #10-32 NYLOC NUT (2X)
 (-20 VERSION ONLY)

MOUNT WITH
 #10-32 x 1/2" PH SCREW
 #10 LOCK WASHER
 #10 FLAT WASHER
 (4X) (-20 VERSION ONLY)

(-10 & -20 VERSION SHOWN)

OUTSTANDING ECON.	
Pulse Time Theoroy Inc. 10000 Bulb Road Cupertino, CA 95014	
DO NOT SCALE DRAWING DRAWN BY L. FORTY DATE 7/1/80	CHECKED BY J. J. JONES DATE 4/17/80
UNLESS OTHERWISE SPECIFIED DIMENSIONS ARE IN INCHES FINISHES ARE:	MATERIAL SEE L/M
PART NAME FILTER REG. ASSY - AUTO DRAIN	PROJECT NUMBER 00-0016
REV D	DATE 10-1-80
FULL 1	PART 3

NOTES:

- #1/8 NPT HOLE PLUG (ITEM 7) SUPPLIED WITH REGULATOR (ITEM 1). RETURN ALL UNUSED #1/8 NPT HOLE PLUGS TO STOCK UNDER P.T.I. PART NO. 650-0009-01.
- WHEN BOLT OR SCREW LENGTHS SPECIFIED ARE NOT AVAILABLE, USE NEXT AVAILABLE SIZE, SO THAT FROM 1/2 TO 6 THREADS REMAIN EXPOSED AFTER MOUNTING NUTS ARE TIGHTENED. IN ORDER TO PASS INSPECTION. (3 THREADS SHOWING BEING THE AMOUNT DESIRED).
- USE TEFLON TAPE ON ALL MALE, THREADED, 1/8 NPT FITTINGS.

8 7 6 5 4 3 2 1

OUTSTANDING ECNs


Pac Time Theatre Inc.
 1000 Buila Road
 Cupertino, CA 95014
 © 1978 Pac Time Theatre Inc.

TITLE
 FILTER REG. ASSY
 AUTO DRAIN

REV
 D 00-0016 H

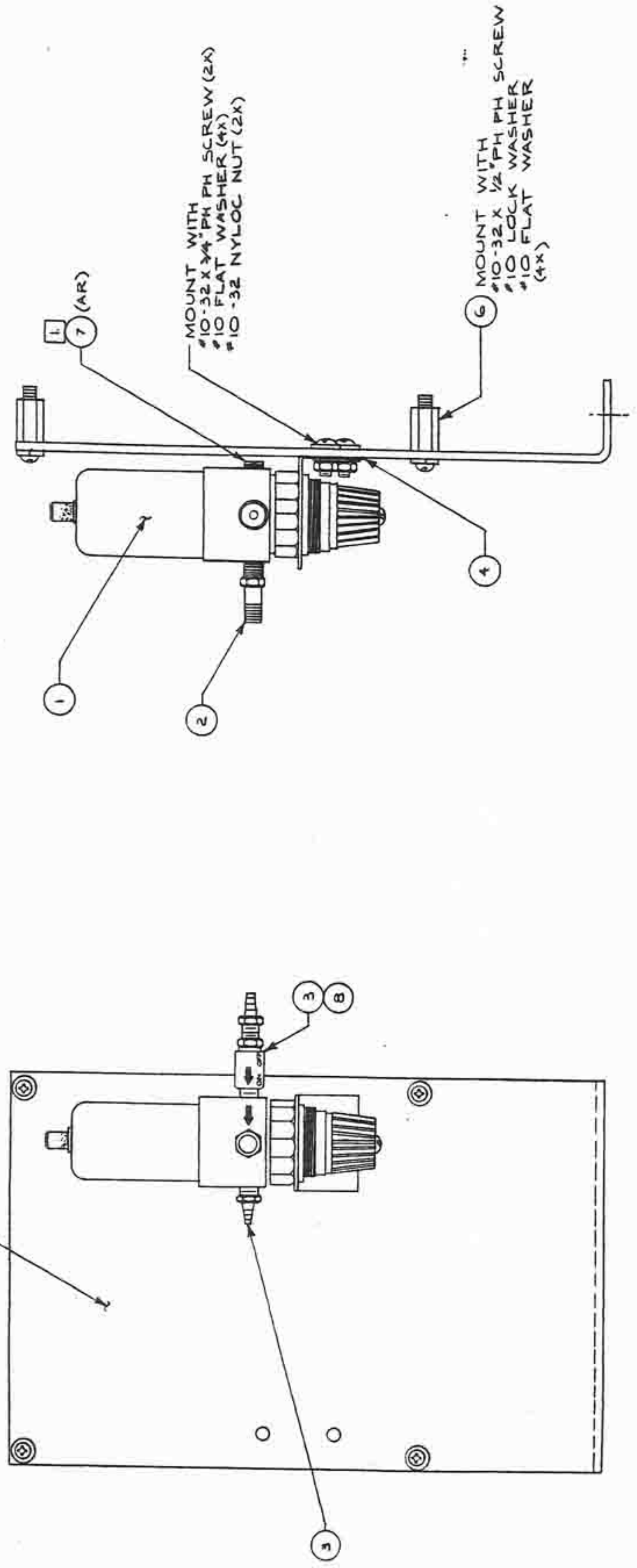
FULL 2 1

DO NOT SCALE
DRAWING
 DRAWN BY
 DADAMS 10/2/81
 CHECKED
 J. Toole 11/5/81
 PROJECT NUMBER
 SFC NUMBER

UNLESS OTHERWISE SPECIFIED:
 DIMENSIONS ARE IN INCHES
 TOLERANCES UNLESS OTHERWISE SPECIFIED:
 FRACTIONS DECIMALS
 .0005 .0005
 .001 .001
 .005 .005
 .010 .010
 .030 .030
 .060 .060
 .125 .125
 .250 .250
 .500 .500
 1.000 1.000
 2.000 2.000
 5.000 5.000
 10.000 10.000

MATERIALS
 SEE L/M

NOTES TO ALL PERSONS RECEIVING THIS DRAWING:
 1. THIS DRAWING IS THE PROPERTY OF PAC TIME THEATRE INC. IT IS TO BE KEPT IN CONFIDENTIALITY AND NOT TO BE REPRODUCED OR TRANSMITTED IN ANY FORM OR BY ANY MEANS, ELECTRONIC OR MECHANICAL, INCLUDING PHOTOCOPYING, RECORDING, OR BY ANY INFORMATION STORAGE AND RETRIEVAL SYSTEM, WITHOUT THE WRITTEN PERMISSION OF PAC TIME THEATRE INC.



(-30 VERSION SHOWN)

REV	DATE	DESCRIPTION	BY

1 2 3 4 5 6 7 8

LIST OF MATERIALS



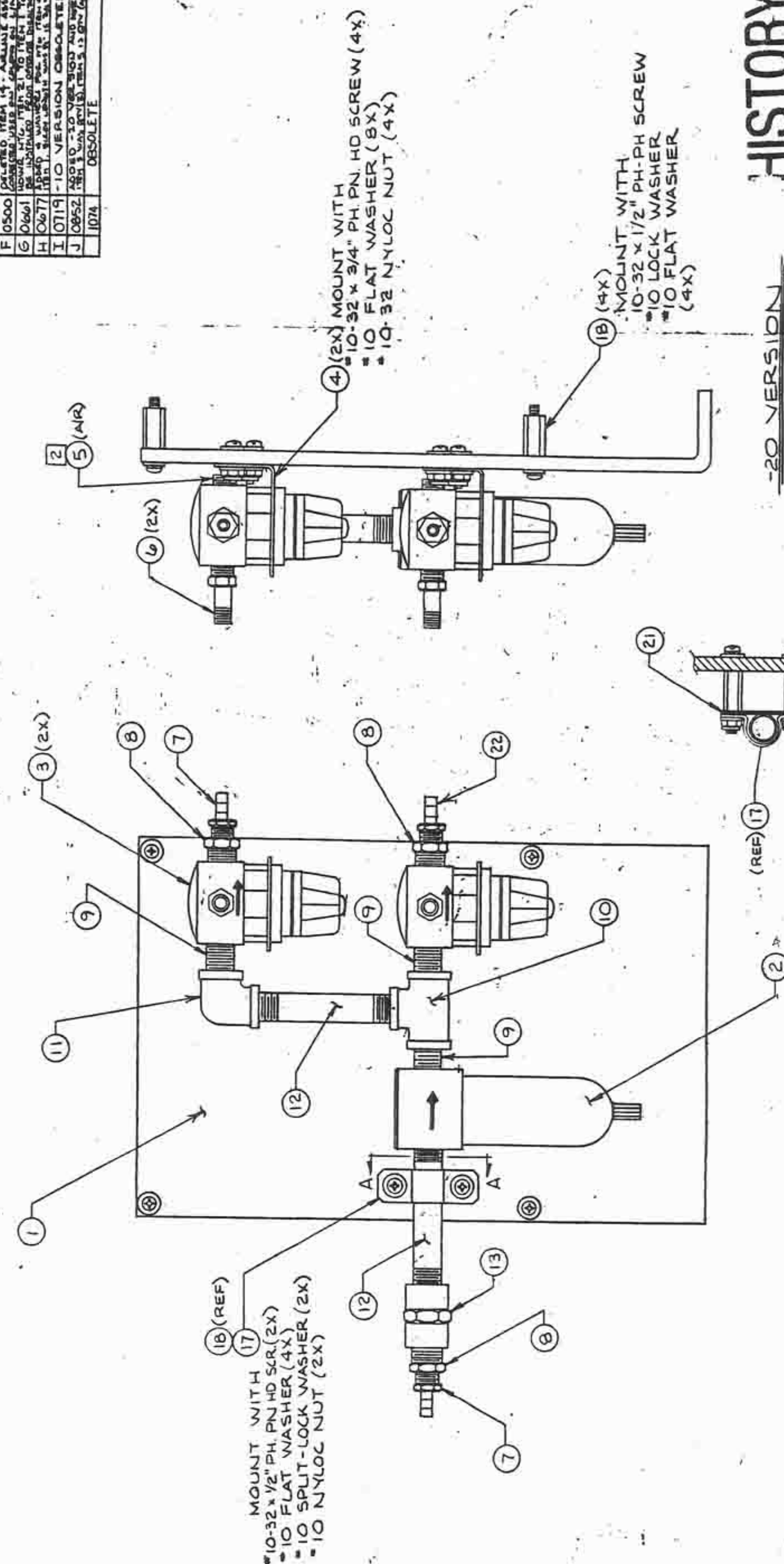
REV

00-0016

ITEM	90	80	70	60	50	40	30	20	10	PART NUMBER	REFERENCE	DESCRIPTION	L/M
1							1	1		610001501		AIR FILTER REGULATOR	-
2							1	1		630000601		TIRE VALVE TO 1/8 NPT	-
3						2	2	2		6300004401		NIPPLE 1/4 NPT TO 1/8 ID	-
4						1	1	1		6500001001		MTG. BRKT, FILTER REG.	-
5						1	1	1		010009701		MTG. PLATE, FILTER REG.	-
6						4	4	4		5800003801		STANDOFF, M/F #10-32x 3/4	-
7						1	1	1		650000901		1/8 NPT PIPE PLUG	-
8						1	1	1		610001601		SLEEVE VALVE, 3W-250	-

USED ON	-30	-40	-50	-60	REV	TITLE	SHT
00-0054							OF 3
00-0061							M
00-0250						FILTER REG.	LHS
00-0050						ASSY - AUTO	
00-0050						DRAIN	
00-0236						A	
00-0192						00-0016	
00-0217							

REV	NO	DESCRIPTION	DATE	BY
A	0344	NEW ITEM 21		
B	0303	MISC CHANGES		
C	0408	CHANGES TO DRAWING		
D	0425	DELETED ITEM IN AIR ZONE REGULATOR		
E	0450	DELETED ITEM IN AIR ZONE REGULATOR		
F	0500	DELETED ITEM IN AIR ZONE REGULATOR		
G	0661	REVISION TO ITEM 10 TO ITEM 11		
H	0677	REVISION TO ITEM 10 TO ITEM 11		
I	0719	-10 VERSION OBSOLETE		
J	0852	APPROX -10 VERSION AND NEW 11		
	1074	OBSOLETE		



HISTORY

-20 VERSION

NOTES:

- USE TEFLON PIPE TAPE ON EACH MALE THREADED FITTING, MALE.
- 1/8 NPT HOLE PLUG (ITEM 5) SUPPLIED WITH REGULATOR (ITEM 3). RETURN ALL UNUSED 1/8 NPT HOLE PLUGS TO STOCK UNDER P.T.T. PART NO. 650-0009-01.

DO NOT SCALE DRAWING		DATE: 7-25-77	
SCALE: 1:1		PROJECT NUMBER: 12450	
DRAWN BY: [Signature]		CHECKED BY: [Signature]	
PROJECT NUMBER: 12450		REV: 1	
ISSUE DATE: 7-25-77		ISSUE BY: [Signature]	
PROJECT NUMBER: 12450		REV: 1	
ISSUE DATE: 7-25-77		ISSUE BY: [Signature]	

OUTSTANDING ECHS

00-0236
PART NO. 12450

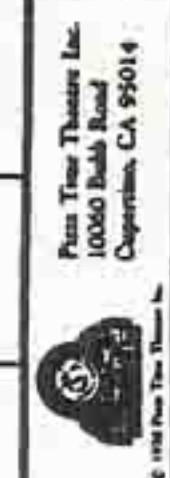
SEE L/M

00-0236
PART NO. 12450

00-0036
PART NO. 12450

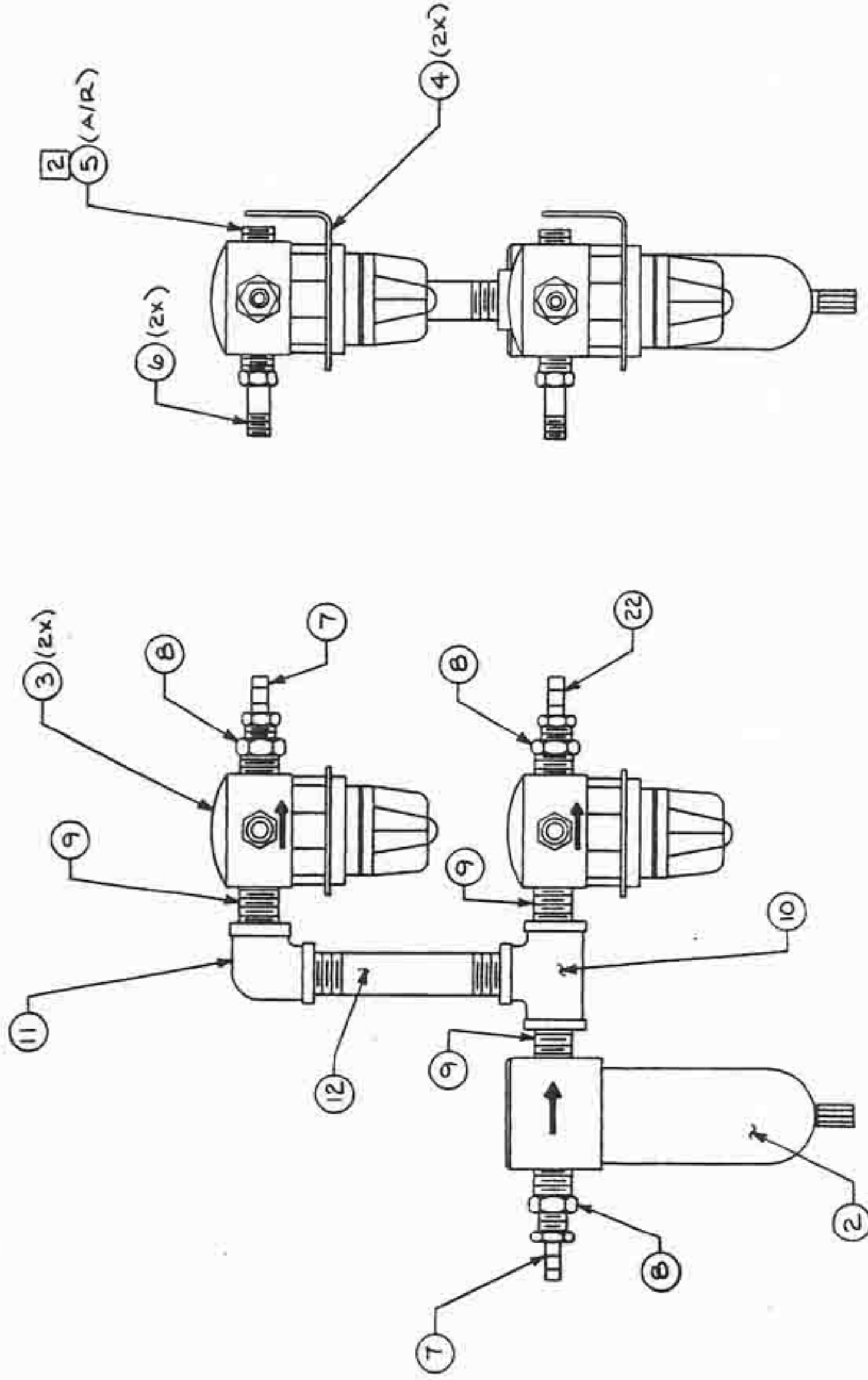
00-0036
PART NO. 12450

00-0036
PART NO. 12450



AIR FILTER / REGULATOR ASSY

00-0036
PART NO. 12450



-30 VERSION

HISTORY

ECO #1074

OUTSTANDING ECNs

00-0250 PART NAME APPLICATION		UNLESS OTHERWISE SPECIFIED DIMENSIONS ARE IN INCHES DECIMALS 1/16 FRACTIONS 1/8, 1/4, 3/8, 1/2, 5/8, 3/4, 7/8 SURFACE FINISH: SEE 3-10		DO NOT SCALE DRAWING DRAWN BY DATE		Pizza Time Theatre Inc 1213 Inlandway Dr Sunnyvale, CA 94086	
MATERIAL		CHECKED DESIGNED PARTS ENGINEER		PIZZA TIME THEATRE INC 1213 Inlandway Dr Sunnyvale, CA 94086		AIR FILTER/ REGULATOR ASSY	
PARTS LIST		PARTS ENGINEER MFG ENGINEER		DRAWING NO 00-0036		SHEET 2 OF 3	

NOTES TO ALL PERSONS RECEIVING THIS DRAWING:
 1. THIS DRAWING IS THE PROPERTY OF PIZZA TIME THEATRE, INC. IT IS TO BE USED ONLY FOR THE PURPOSES SPECIFIED HEREIN. IT IS NOT TO BE REPRODUCED, COPIED, OR TRANSMITTED IN ANY FORM OR BY ANY MEANS, ELECTRONIC OR MECHANICAL, INCLUDING PHOTOCOPYING, RECORDING, OR BY ANY INFORMATION STORAGE AND RETRIEVAL SYSTEM, WITHOUT THE WRITTEN PERMISSION OF PIZZA TIME THEATRE, INC.

0	1	2	3	4	5	6	7	8	9
DATE	DATE	DATE	DATE	DATE	DATE	DATE	DATE	DATE	DATE

D

C

B

A

CS.3-2

LIST OF MATERIALS

REV

00-00036

J

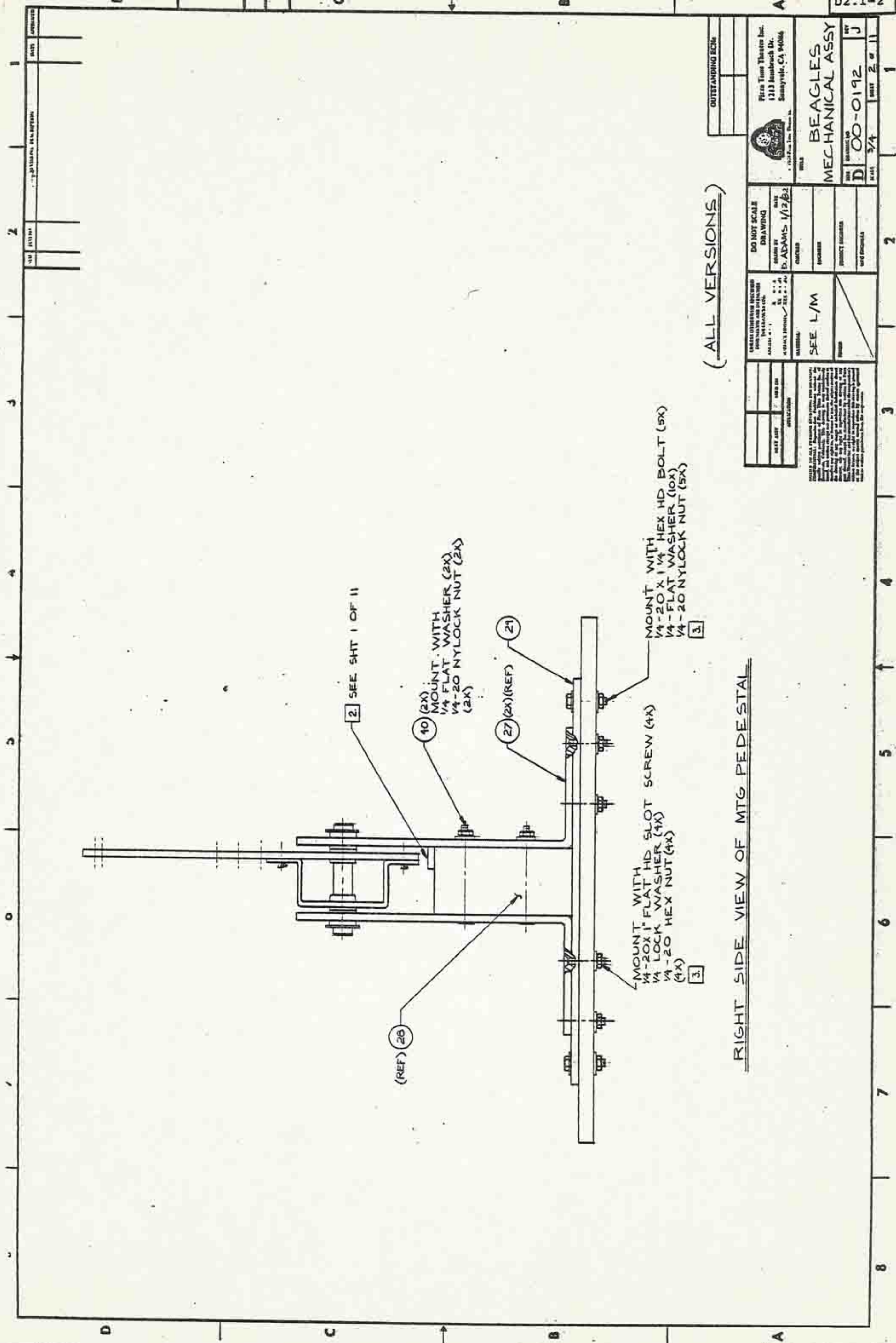
ITEM	90	80	70	60	50	40	30	20	10	PART NUMBER	REFERENCE	DESCRIPTION	L/M
1										01-0097-01		FILTER MOUNTING PLATE	-
2							1			61-00006-01		FILTER	-
3							2			61-00009-01		REGULATOR	-
4							2			65-00010-01		REGULATOR MTG. BRKT.	-
5							2			65-00009-01		1/8 NPT PIPE PLUG	-
6							2			63-00006-01		VALVE STEM FITTING	-
7							2			63-00002-01		BARB 1/8 NPT TO 1/8 TUBE	-
8							3			63-00022-01		ADAPTER 1/4 NPT MALE TO 1/8 NPT FEM	-
9							3			63-00021-01		NIPPLE, 1/4 NPT - MALE/MALE	-
10							1			63-00020-01		1/4 NPT FEMALE TEE	-
11							1			63-00018-01		1/4 NPT FEMALE ELBOW	-
12							1	2		73-00003-01		1/4 NPT PIPE 3" LG.	-
13								1		63-00019-01		COUPLING - STRAIGHT 1/4 NPT FEM	-
14													
15													
16													
17								1		80-00103-01		CONDUIT CLAMP 1/4" U	-
18								6		58-000038-01		10-32 x 3/4 THD. M/F STAND OFF	-
19													
20													
21								1		01-0251-01		PIPE SUPPORT STRAP	-
22							1			63-00011-01		BARB 1/8 NPT TO 1/16 TUBE	-

USED ON	REV	A	B	C	D	E	F	G	H	I	J	TITLE
-10												
-20	ECO	0349	0408	0425	0450	0500	0677	0719	0852			AIR FILTER /
-30	ECO	0363	0408	0425	0450	0500	0677	0719	0852			REGULATOR
-40												ASSY
-50												A 00-00036 + J

C5.3-3

Table of Contents

<u>Description</u>	<u>Part Number</u>	<u>Beginning Page Number</u>
Character Final Mechanical	000-0192-XX	D2.1-1
Head Trun	000-0228-XX	D2.2-1
Filter Reg. - Auto Drain	000-0016-XX	D2.3-1
Air Filter/Regulator	000-0036-XX	D2.4-1
Guitar	000-0206-XX	D3.1-1
Guitar Mech	000-0231-XX	D3.2-1
Flag Waver (Microphone Waver)	000-0001-XX	D3.3-1

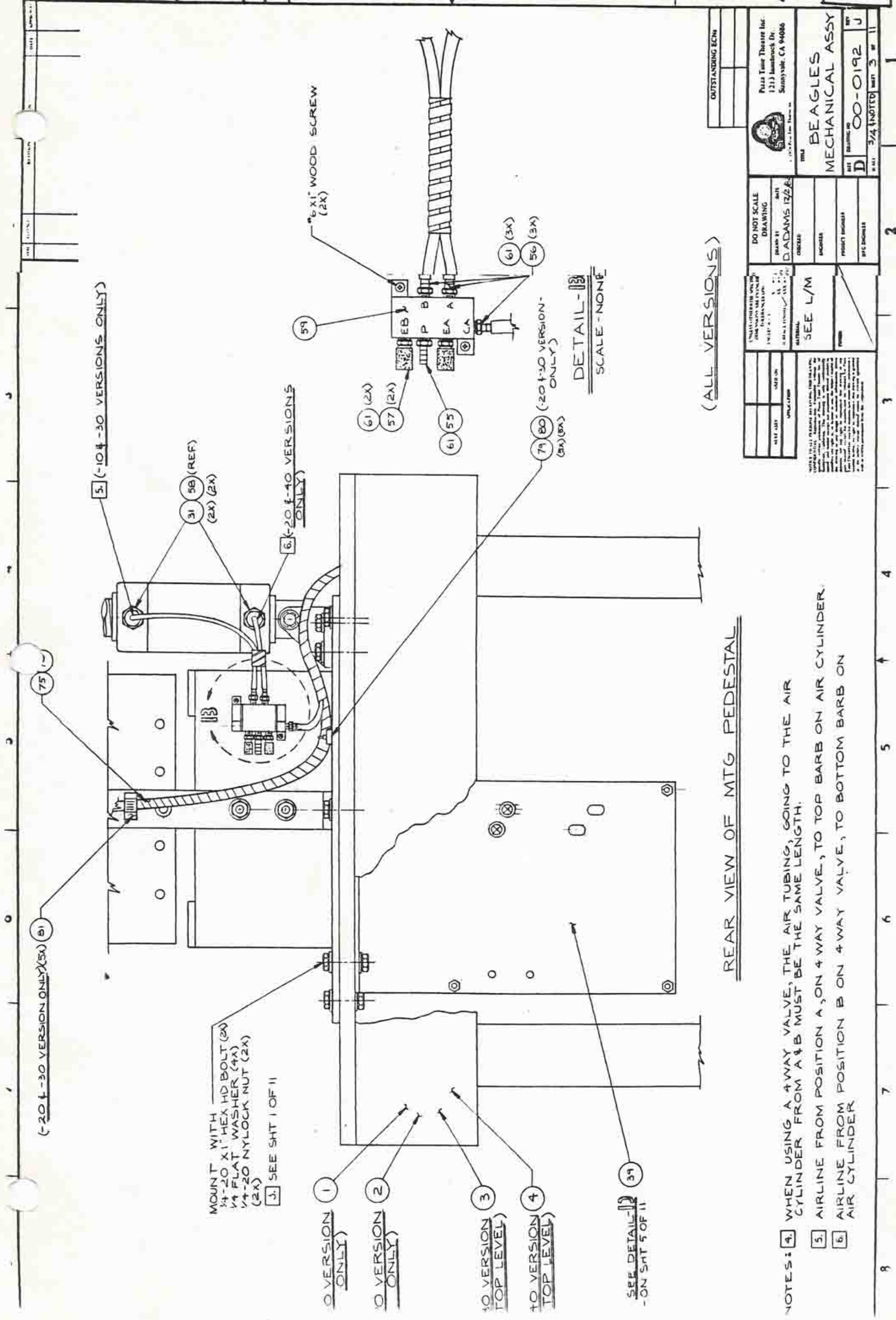


RIGHT SIDE VIEW OF MTG PEDESTAL

(ALL VERSIONS)

OUTSTANDING ECM		Pico Time Theatre Inc. 1213 Inglewood Dr. Sunnyvale, CA 94086	
DO NOT SCALE DRAWING		DATE 1/12/82	
DESIGNED BY D. ADAMS		CHECKED BY [Signature]	
PROJECT NUMBER		PART NUMBER	
SEE L/M		REV J	
DATE 3/4		REV 2 of 11	
DRAWING NO D 00-0192		REV 2 of 11	

THIS IS A PRELIMINARY DRAWING. THE DRAWING IS NOT TO BE USED FOR FABRICATION OR CONSTRUCTION OF ANY PART OF THE PROJECT WITHOUT THE WRITTEN APPROVAL OF THE DESIGNER. THE DESIGNER IS NOT RESPONSIBLE FOR ANY ERRORS OR OMISSIONS IN THIS DRAWING. THE USER OF THIS DRAWING IS ADVISED THAT THE DESIGNER HAS NOT CONDUCTED A VISUAL CHECK OF THE DRAWING FOR CONFORMANCE WITH THE REQUIREMENTS OF THE PROJECT. THE USER OF THIS DRAWING IS ADVISED THAT THE DESIGNER HAS NOT CONDUCTED A VISUAL CHECK OF THE DRAWING FOR CONFORMANCE WITH THE REQUIREMENTS OF THE PROJECT.



MOUNT WITH
 1/4-20 X 1" HEX HD BOLT (2X)
 1/4 FLAT WASHER (4X)
 1/4-20 NYLOCK NUT (2X)
 (2X)
 J. SEE SHT 1 OF 11

- 1 0 VERSION ONLY
- 2 10 VERSION ONLY
- 3 20 VERSION TOP LEVEL
- 4 30 VERSION TOP LEVEL

SEE DETAIL-12
 -ON SHT 5 OF 11

DETAIL-13
 SCALE-NONE

(ALL VERSIONS)

REAR VIEW OF MTG PEDESTAL

- NOTES:
- 4 WHEN USING A 4WAY VALVE, THE AIR TUBING, GOING TO THE AIR CYLINDER FROM A & B MUST BE THE SAME LENGTH.
 - 5 AIRLINE FROM POSITION A, ON 4WAY VALVE, TO TOP BARB ON AIR CYLINDER.
 - 6 AIRLINE FROM POSITION B ON 4WAY VALVE, TO BOTTOM BARB ON AIR CYLINDER.

OUTSTANDING ECHN		Pizza Time Theatre Inc. 1213 Hambrick Dr. Sunnyvale, CA 94086	
DO NOT SCALE DRAWING	DATE	BEAGLES MECHANICAL ASSY D 00-0192 J 3/4 NOTED	
DESIGNED BY	DATE	SEE L/M	
D. ADAMS 12/28	12/28	PROJECT NUMBER 81C 00018	
CHECKED BY	DATE	1. THIS DRAWING WILL BE USED FOR THE MANUFACTURE OF THE PARTS SHOWN THEREON. 2. THIS DRAWING IS THE PROPERTY OF BEAGLES MECHANICAL ASSY. IT IS TO BE KEPT IN THE OFFICE OF THE DESIGNER. 3. THIS DRAWING IS TO BE KEPT IN THE OFFICE OF THE DESIGNER. 4. THIS DRAWING IS TO BE KEPT IN THE OFFICE OF THE DESIGNER. 5. THIS DRAWING IS TO BE KEPT IN THE OFFICE OF THE DESIGNER. 6. THIS DRAWING IS TO BE KEPT IN THE OFFICE OF THE DESIGNER. 7. THIS DRAWING IS TO BE KEPT IN THE OFFICE OF THE DESIGNER. 8. THIS DRAWING IS TO BE KEPT IN THE OFFICE OF THE DESIGNER. 9. THIS DRAWING IS TO BE KEPT IN THE OFFICE OF THE DESIGNER. 10. THIS DRAWING IS TO BE KEPT IN THE OFFICE OF THE DESIGNER.	
APPROVED BY	DATE	1 2 3 4 5 6 7 8 9 10	

48 (-20 VERSION ONLY)
MOUNT WITH
10-32 HEX HD NUT (2X)
10" FLAT WASHER
10" SPLIT LOCK WASHER

70 (2X) (-20 VERSION ONLY)

51 (2X) (-20 VERSION ONLY)

MOUNT WITH
8-32 SOC HD CAP SCREW
(4X)

6 (4X)
15
19 (4X)

MOUNT WITH
8-32 X 1" PH SCREW (2X)

9 (2X)

11 (2X)

5 (1X)

5

MOUNT WITH
6-32 X 1/2" PH SCREW
6" FLAT WASHER (2X)
6 NYLOC NUT

14

MOUNT WITH (SUPPLIED)
5/16" HEX NUT
WITH CYLINDER
5/16" SPLIT LOCK WASHER

(2X-ON-20 VERSION ONLY)

REAR VIEW

VIEW C-C

VIEW K-K

VIEW G-G

VIEW D-D

VIEW E-E

VIEW F-F

VIEW H-H

VIEW J-J

VIEW L-L

VIEW M-M

VIEW N-N

VIEW O-O

VIEW P-P

VIEW Q-Q

VIEW R-R

VIEW S-S

VIEW T-T

VIEW U-U

VIEW V-V

VIEW W-W

VIEW X-X

VIEW Y-Y

VIEW Z-Z

VIEW AA-AA

VIEW BB-BB

VIEW CC-CC

VIEW DD-DD

VIEW EE-EE

VIEW FF-FF

VIEW GG-GG

VIEW HH-HH

VIEW II-II

VIEW JJ-JJ

VIEW KK-KK

VIEW LL-LL

VIEW MM-MM

VIEW NN-NN

VIEW OO-OO

VIEW PP-PP

VIEW QQ-QQ

VIEW RR-RR

VIEW SS-SS

VIEW TT-TT

VIEW UU-UU

VIEW VV-VV

VIEW WW-WW

VIEW XX-XX

VIEW YY-YY

VIEW ZZ-ZZ

VIEW AAA-AAA

VIEW BBB-BBB

VIEW CCC-CCC

VIEW DDD-DDD

VIEW EEE-EEE

VIEW FFF-FFF

VIEW GGG-GGG

VIEW HHH-HHH

VIEW III-III

VIEW JJJ-JJJ

VIEW KKK-KKK

VIEW LLL-LLL

VIEW MMM-MMM

VIEW NNN-NNN

VIEW OOO-OOO

VIEW PPP-PPP

VIEW QQQ-QQQ

VIEW RRR-RRR

VIEW SSS-SSS

VIEW TTT-TTT

VIEW UUU-UUU

VIEW VVV-VVV

VIEW WWW-WWW

VIEW XXX-XXX

VIEW YYY-YYY

VIEW ZZZ-ZZZ

VIEW AAA-AAA

VIEW BBB-BBB

VIEW CCC-CCC

VIEW DDD-DDD

VIEW EEE-EEE

VIEW FFF-FFF

VIEW GGG-GGG

VIEW HHH-HHH

VIEW III-III

VIEW JJJ-JJJ

VIEW KKK-KKK

VIEW LLL-LLL

VIEW MMM-MMM

VIEW NNN-NNN

VIEW OOO-OOO

VIEW PPP-PPP

VIEW QQQ-QQQ

VIEW RRR-RRR

VIEW SSS-SSS

VIEW TTT-TTT

VIEW UUU-UUU

VIEW VVV-VVV

VIEW WWW-WWW

VIEW XXX-XXX

VIEW YYY-YYY

VIEW ZZZ-ZZZ

VIEW AAA-AAA

VIEW BBB-BBB

VIEW CCC-CCC

VIEW DDD-DDD

VIEW EEE-EEE

VIEW FFF-FFF

VIEW GGG-GGG

VIEW HHH-HHH

VIEW III-III

VIEW JJJ-JJJ

VIEW KKK-KKK

VIEW LLL-LLL

VIEW MMM-MMM

VIEW NNN-NNN

VIEW OOO-OOO

VIEW PPP-PPP

VIEW QQQ-QQQ

VIEW RRR-RRR

VIEW SSS-SSS

VIEW TTT-TTT

VIEW UUU-UUU

VIEW VVV-VVV

VIEW WWW-WWW

VIEW XXX-XXX

VIEW YYY-YYY

VIEW ZZZ-ZZZ

VIEW AAA-AAA

VIEW BBB-BBB

VIEW CCC-CCC

VIEW DDD-DDD

VIEW EEE-EEE

VIEW FFF-FFF

VIEW GGG-GGG

VIEW HHH-HHH

VIEW III-III

VIEW JJJ-JJJ

VIEW KKK-KKK

VIEW LLL-LLL

VIEW MMM-MMM

VIEW NNN-NNN

VIEW OOO-OOO

VIEW PPP-PPP

VIEW QQQ-QQQ

VIEW RRR-RRR

VIEW SSS-SSS

VIEW TTT-TTT

VIEW UUU-UUU

VIEW VVV-VVV

VIEW WWW-WWW

VIEW XXX-XXX

VIEW YYY-YYY

VIEW ZZZ-ZZZ

VIEW AAA-AAA

VIEW BBB-BBB

VIEW CCC-CCC

VIEW DDD-DDD

VIEW EEE-EEE

VIEW FFF-FFF

VIEW GGG-GGG

VIEW HHH-HHH

VIEW III-III

VIEW JJJ-JJJ

VIEW KKK-KKK

VIEW LLL-LLL

VIEW MMM-MMM

VIEW NNN-NNN

VIEW OOO-OOO

VIEW PPP-PPP

VIEW QQQ-QQQ

VIEW RRR-RRR

VIEW SSS-SSS

VIEW TTT-TTT

VIEW UUU-UUU

VIEW VVV-VVV

VIEW WWW-WWW

VIEW XXX-XXX

VIEW YYY-YYY

VIEW ZZZ-ZZZ

VIEW AAA-AAA

VIEW BBB-BBB

VIEW CCC-CCC

VIEW DDD-DDD

VIEW EEE-EEE

VIEW FFF-FFF

VIEW GGG-GGG

VIEW HHH-HHH

VIEW III-III

VIEW JJJ-JJJ

VIEW KKK-KKK

VIEW LLL-LLL

VIEW MMM-MMM

VIEW NNN-NNN

VIEW OOO-OOO

VIEW PPP-PPP

VIEW QQQ-QQQ

VIEW RRR-RRR

VIEW SSS-SSS

VIEW TTT-TTT

VIEW UUU-UUU

VIEW VVV-VVV

VIEW WWW-WWW

VIEW XXX-XXX

VIEW YYY-YYY

VIEW ZZZ-ZZZ

VIEW AAA-AAA

VIEW BBB-BBB

VIEW CCC-CCC

VIEW DDD-DDD

VIEW EEE-EEE

VIEW FFF-FFF

VIEW GGG-GGG

VIEW HHH-HHH

VIEW III-III

VIEW JJJ-JJJ

VIEW KKK-KKK

VIEW LLL-LLL

VIEW MMM-MMM

VIEW NNN-NNN

VIEW OOO-OOO

VIEW PPP-PPP

VIEW QQQ-QQQ

VIEW RRR-RRR

VIEW SSS-SSS

VIEW TTT-TTT

VIEW UUU-UUU

VIEW VVV-VVV

VIEW WWW-WWW

VIEW XXX-XXX

VIEW YYY-YYY

VIEW ZZZ-ZZZ

VIEW AAA-AAA

VIEW BBB-BBB

VIEW CCC-CCC

VIEW DDD-DDD

VIEW EEE-EEE

VIEW FFF-FFF

VIEW GGG-GGG

VIEW HHH-HHH

VIEW III-III

VIEW JJJ-JJJ

VIEW KKK-KKK

VIEW LLL-LLL

VIEW MMM-MMM

VIEW NNN-NNN

VIEW OOO-OOO

VIEW PPP-PPP

VIEW QQQ-QQQ

VIEW RRR-RRR

VIEW SSS-SSS

VIEW TTT-TTT

VIEW UUU-UUU

VIEW VVV-VVV

VIEW WWW-WWW

VIEW XXX-XXX

VIEW YYY-YYY

VIEW ZZZ-ZZZ

VIEW AAA-AAA

VIEW BBB-BBB

VIEW CCC-CCC

VIEW DDD-DDD

VIEW EEE-EEE

VIEW FFF-FFF

VIEW GGG-GGG

VIEW HHH-HHH

VIEW III-III

VIEW JJJ-JJJ

VIEW KKK-KKK

VIEW LLL-LLL

VIEW MMM-MMM

VIEW NNN-NNN

VIEW OOO-OOO

VIEW PPP-PPP

VIEW QQQ-QQQ

VIEW RRR-RRR

VIEW SSS-SSS

VIEW TTT-TTT

VIEW UUU-UUU

VIEW VVV-VVV

VIEW WWW-WWW

VIEW XXX-XXX

VIEW YYY-YYY

VIEW ZZZ-ZZZ

VIEW AAA-AAA

VIEW BBB-BBB

VIEW CCC-CCC

VIEW DDD-DDD

VIEW EEE-EEE

VIEW FFF-FFF

VIEW GGG-GGG

VIEW HHH-HHH

VIEW III-III

VIEW JJJ-JJJ

VIEW KKK-KKK

VIEW LLL-LLL

VIEW MMM-MMM

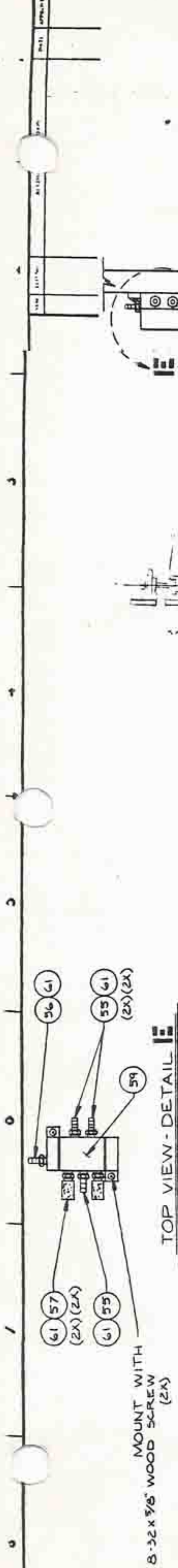
VIEW NNN-NNN

VIEW OOO-OOO

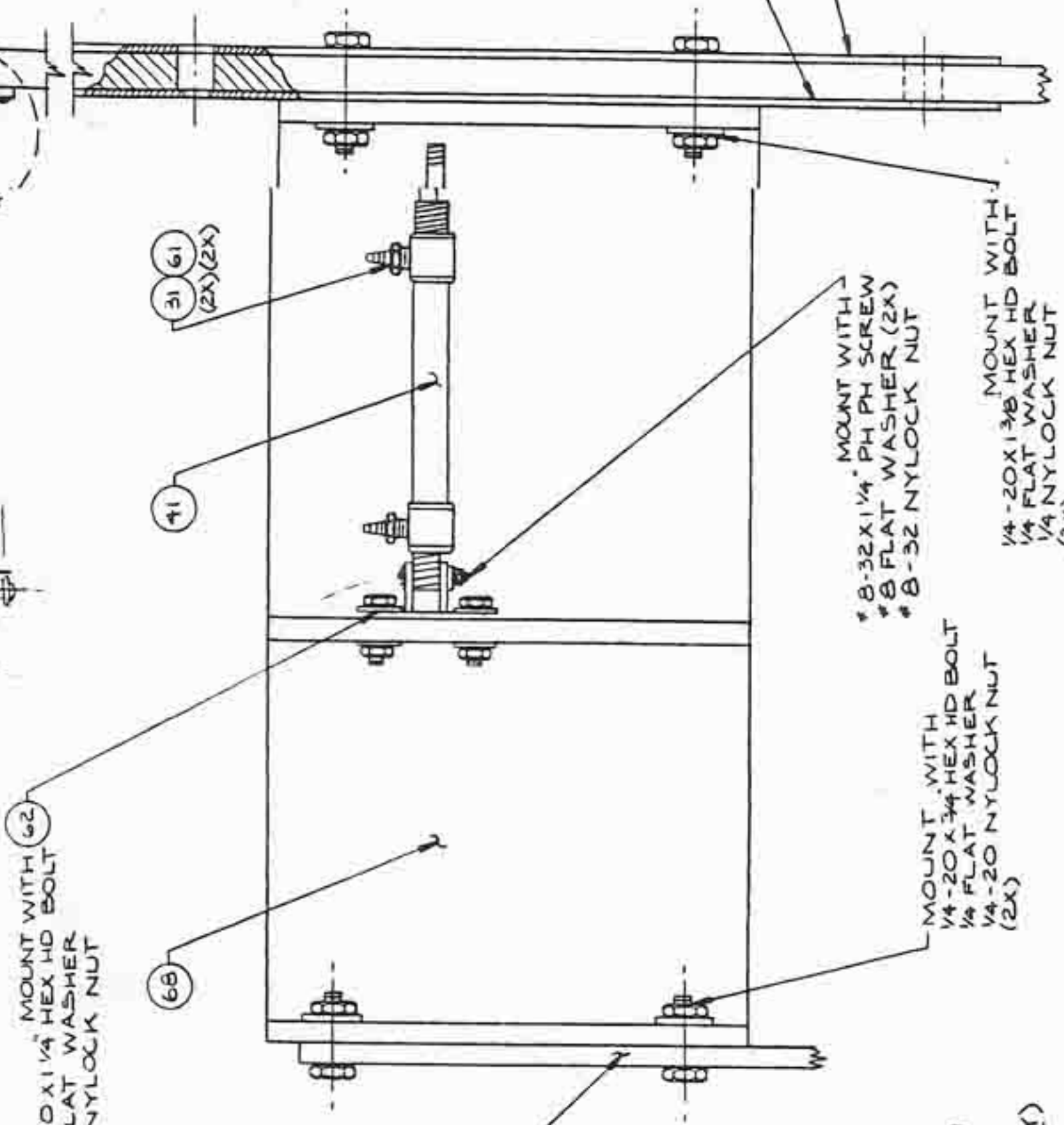
VIEW PPP-PPP

VIEW QQQ-QQQ

VIEW RRR-RRR



TOP VIEW - DETAIL



MOUNT WITH
1/4-20 X 1 1/4 HEX HD BOLT
1/4 FLAT WASHER
1/4 NYLOCK NUT
(2X)

MOUNT WITH
10-32 HEX HD NUT (4X)
10-32 FLAT WASHER (4X)
10-32 SPLIT LOCK WASHER (4X)
(4X)

MOUNT WITH
#8-32 X 1 1/4 PH PH SCREW
#8 FLAT WASHER (2X)
#8-32 NYLOCK NUT

MOUNT WITH
1/4-20 X 3/4 HEX HD BOLT
1/4 FLAT WASHER
1/4-20 NYLOCK NUT
(2X)

MOUNT WITH
1/4-20 X 1 3/8 HEX HD BOLT
1/4 FLAT WASHER
1/4 NYLOCK NUT
(2X)

ALL VERSIONS

(-10 & -40 VERSION ONLY)

DETAIL - 13

(-10 VERSION ONLY)

(-20 VERSION ONLY)

(-30 VERSION ONLY)

(-40 VERSION ONLY)

OUTSTANDING ECNs

BEAGLES
 MECHANICAL ASSY

D 00-0192
 FULL 5 11

DO NOT SCALE
 DRAWING
 DADAMS 1/12/82

SEE L/M

PULLER THEATRE INC
 1213 Inwood Dr
 Sunnyvale, CA 94086

PROJECT MICHELE
 MICHELE

PROJECT MICHELE
 MICHELE

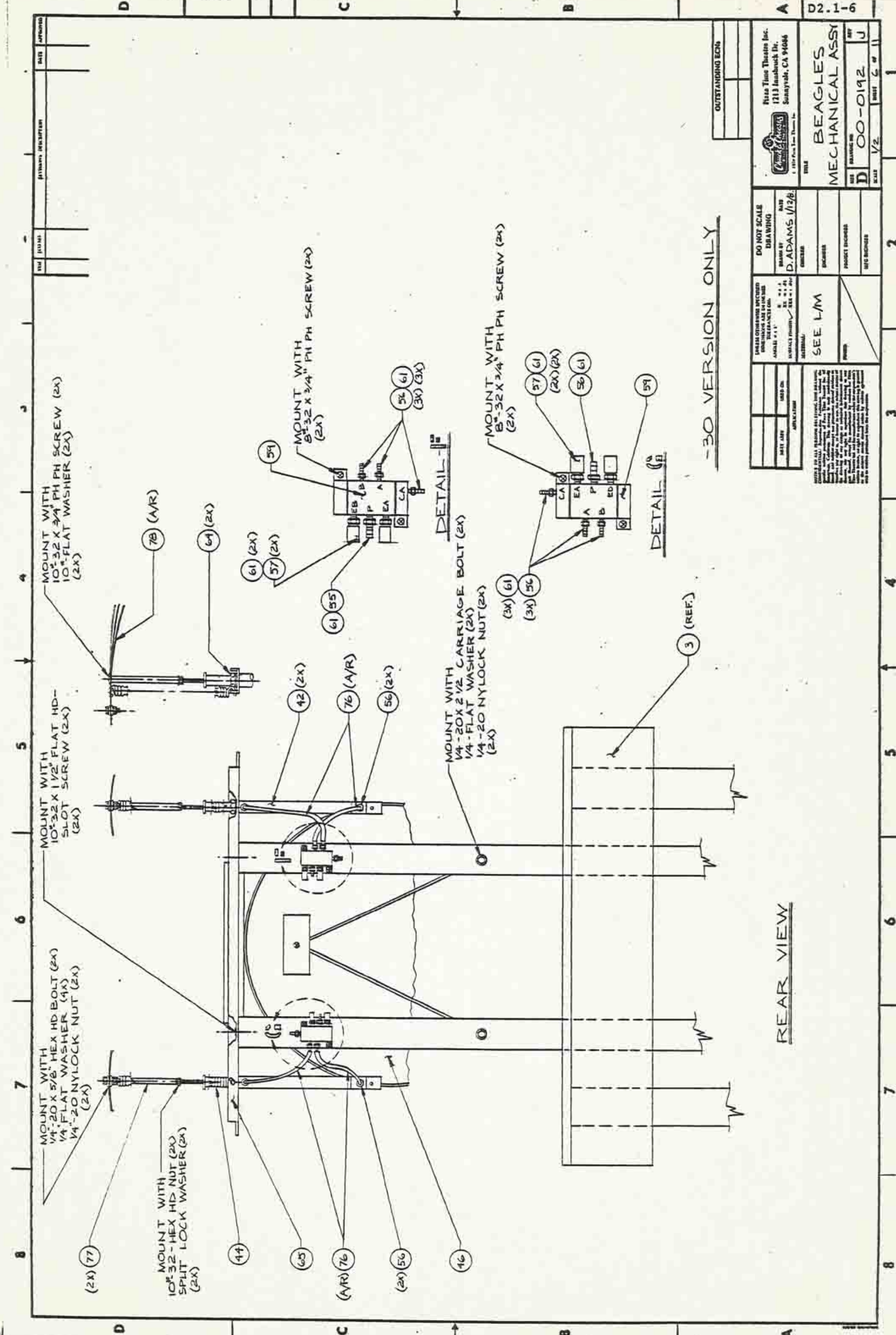
PROJECT MICHELE
 MICHELE

PROJECT MICHELE
 MICHELE

PROJECT MICHELE
 MICHELE

PROJECT MICHELE
 MICHELE

PROJECT MICHELE
 MICHELE



MOUNT WITH
10⁻32 X 3/4" PH PH SCREW (2X)
10⁻FLAT WASHER (2X)

MOUNT WITH
10⁻32 X 1/2" FLAT HD-
SLOT SCREW (2X)

MOUNT WITH
1/4"-20 X 5/8" HEX HD BOLT (2X)
1/4" FLAT WASHER (4X)
1/4"-20 NYLOCK NUT (2X)

MOUNT WITH
10⁻32 - HEX HD NUT (2X)
SPLIT LOCK WASHER (2X)

MOUNT WITH
8⁻32 X 3/4" PH PH SCREW (2X)

MOUNT WITH
1/4"-20 X 2 1/2" CARRIAGE BOLT (2X)
1/4" FLAT WASHER (2X)
1/4"-20 NYLOCK NUT (2X)

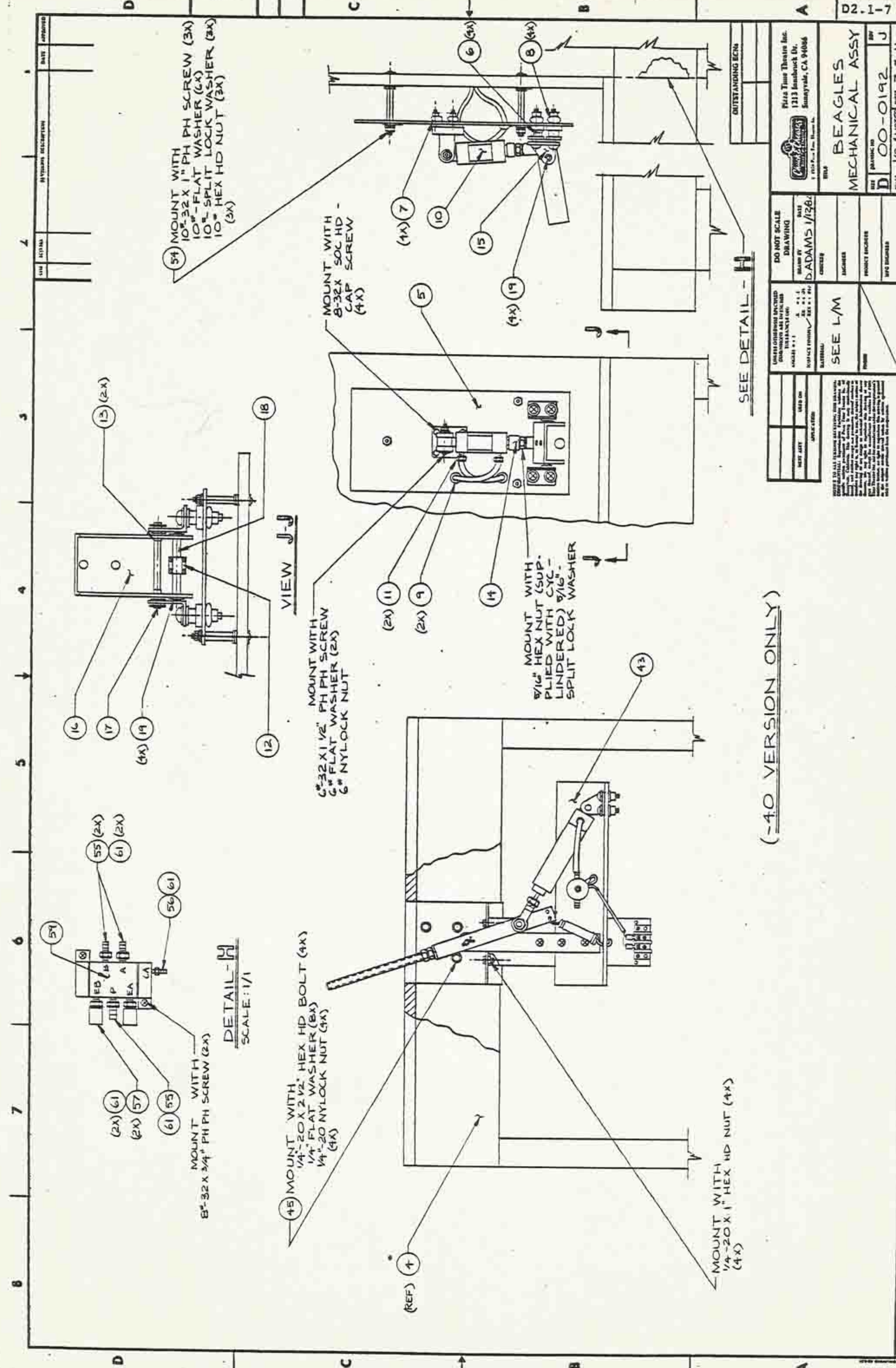
MOUNT WITH
8⁻32 X 3/4" PH PH SCREW (2X)

3 (REF.)

-30 VERSION ONLY

REAR VIEW

OUTSTANDING ECNs		Title Time Theatres Inc. 1211 Inlandbrook Dr. Sunnyvale, CA 94086	
TITLE BEAGLES MECHANICAL ASSY		DATE 00-0192	
DO NOT SCALE DRAWING D. ADAMS 1/12/8		SCALE 1/2" = 1"	
DESIGNER D. ADAMS		CHECKED [Blank]	
PROJECT ENGINEER [Blank]		PRODUCT ENGINEER [Blank]	
SEE L/M		PART NUMBER 00-0192	
MATERIAL [Blank]		REV J	
CONTRACT NUMBER [Blank]		SHEET 1 OF 1	
PART NAME [Blank]		DRAWING NO. 00-0192	
APPLICATION [Blank]		DATE [Blank]	



REV	REVISION DESCRIPTION	DATE	APPROVED

(-40 VERSION ONLY)

SEE DETAIL - H

UNLESS OTHERWISE SPECIFIED DIMENSIONS ARE IN INCHES ANGLES IN DEGREES FINISHES: F - FREE SURFACE H - HONEYCOMB R - RADIUS S - SPOT FACE T - TURNED SURFACE V - VEE W - WELD SURFACE		DO NOT SCALE DRAWING DRAWN BY D. ADAMS DATE 1/12/64	TITLE BEAGLES MECHANICAL ASSY
PROJECT ENGINEER INFO DESIGNED	CHECKED BY PROJECT ENGINEER	DRAWING NO. 00-0192	REV J
MATERIALS SEE L/M		PART NO. 00-0192	REV J
MADE TO ALL DRAWING SPECIFICATIONS AND DRAWING DIMENSIONS. ALL DIMENSIONS ARE TO BE TAKEN FROM THE DRAWING UNLESS OTHERWISE SPECIFIED. THE DRAWING IS THE AUTHORITY IN ALL MATTERS. THE DRAWING IS THE PROPERTY OF BEAGLES AND SHALL BE KEPT IN CONFIDENCE. IT IS TO BE RETURNED TO BEAGLES UPON REQUEST. IT IS TO BE DESTROYED UPON THE ORDER OF BEAGLES. THIS DRAWING IS NOT TO BE REPRODUCED OR COPIED IN ANY MANNER WITHOUT THE WRITTEN PERMISSION OF BEAGLES.		PLAZA TRUSS THEATRE INC. 1213 INGLEWOOD DR. INGLEWOOD, CA 94006	D2.1-1-7

1 2 3 4 5 6 7 8

LIST OF MATERIALS



REV

00-0192

ITEM	PART NUMBER										REFERENCE	DESCRIPTION	L/M	
	90	80	70	60	50	40	30	20	10					
1													MTG. PED. - GEORGE	-
2													MTG. PED. - PAUL	-
3													MTG. PED. - RINGO	-
4													MTG. PED. - JOHN	-
5													HEAD PLATE	-
6													SPACER	-
7													WELL NUT - #8-32	-
8													WELL NUT - #10-24	-
9													STRAIN RELIEF	-
10													AIR CYLINDER	-
11													BARB - 1/8 NPT to 1/8 ID	-
12													BEARING	-
13													BEARING	-
14													SPACER	-
15													CYLINDER MTG. BRKT	-
16													JAW HINGE	-
17													PIVOT SHAFT	-
18													JAW CLEVIS PIN	-
19													'E' RING	-
20													DRIVE RIVET	-
21													BODY TUBE - BIRDS	-
22													DRIVE RIVET	-
23													BIRDS BODY MTG. PLATE	-

USED ON	REV	QTY	UNIT	REF	DESCRIPTION	TITLE
-10	00-0188-10					
-20	00-0187-10					
-30	00-0190-10					
-40	00-0191-10					
-50						

Ring

LIST OF MATERIALS



REV

00-0192

J

ITEM	90	80	70	60	50	40	30	20	10	PART NUMBER	REFERENCE	DESCRIPTION
24						8	8	8	8	00-0034-01		DRIVE RIVET
25						1	1	1	1	01-0191-01		HAT SECTION
26						1	-	-	-	01-0304-01		BODY SPACER BLK.-BEAG
27						2	2	2	2	01-0196-01		BODY SUPP. BIRDS
28						1	1	1	1	01-0198-01		SUPP. BIRDS
29						1	1	1	1	01-0085-01		MTG. PLATE
30						1	1	1	1	00-0015-01		AIR CYLINDER
31						4	2	2	4	30-0011-01		BARB
32						1	1	1	1	50-0026-01		CLEVIS
33						1	1	1	1	80-0029-01		BEARING
34						1	1	1	1	01-0084-01		BRKT.-BIRD DRIVE
35						4	4	4	4	80-0033-01		BEARING
36						1	1	1	1	50-0025-01		CYL. MTG. BRACKET
37						2	2	2	2	80-0085-01		'E' RING
38						1	1	1	1	01-0081-01		PIVOT PIN-BIRDS
39						1	1	1	1	00-0016-30		FILTER REG. ASSY
40						2	2	2	2	80-0014-01		1/4-20X3 1/2" FH. SLOTTED
41						1	-	-	-	00-0004-01		AIR CYLINDER
42						-	2	-	-	00-0007-01		AIR CYLINDER
43						1	-	-	-	00-0001-10		FLAG WAYER
44						-	2	-	-	20-0003-01		SPRING
45						1	-	-	-	01-0256-01		10° MIC. SUPPORT BRKT
46						-	1	-	-	70-00098-01		DRUM SET

USED ON	REV	TITLE
-10	00-0188-10	BEAGLES
-20	00-0189-10	MECHANICAL
-30	00-0190-10	ASSEMBLY
-40	00-0191-10	REV
-50		A 00-0192-J

LIST OF MATERIALS



REV J

00F0192

ITEM	90	80	70	60	50	40	30	20	10	PART NUMBER				REFERENCE	DESCRIPTION	L/M
47																
48										8	0	0	0	23-01	EYE BOLT #10-24	-
49														01-0232-01	DOLLI HAND EXT.	-
50										8	0	0	0	126-01	3/8"-24x1" HEX HD BOLT	-
51														01-0297-01	SOUND DAMPER	-
52										8	0	0	0	094-01	STAND OFF	-
53																-
54										5	8	0	0	038-01	STAND OFF	-
55										7	6	4	4	001-01	BARB	-
56										5	14	4	4	008-01	BARB	-
57										6	8	4	4	003-01	AIR MUFFLER	-
58										2	2	2	2	002-01	ADAPTER	-
59										3	4	2	2	008-01	4 WAY VALVE	-
60														06-1005-90	SOLENOID BD STOOL	YES
61										12	20	8	8	0033-01	10-24 RUBBER WASHER	-
62										1				50-0022-01	CLEVIS MTG. BRKT.	-
63																-
64														80-00128-01	MTG NUT D-154 7/16"x20	-
65														01-0309-01	DRUM, CYL. MTG. BRKT	-
66														01-0487-01	SUPPORT, TORSO, REAR	-
67														01-0488-01	SUPPORT, TORSO, FRNT.	-
68														01-0495-01	BRACKET, SUPPORT, GEO/JOHN	-
69														01-0489-01	SUPPORT, TORSO, PAUL/RINGO	-
															TITLE	
-10															BEAGLES	
-20															MECHANICAL	
-30															ASSEMBLY	REV
-40															A	00F0192 + J
-50																

REV

FCO

D2.1-10

LIST OF MATERIALS



REV

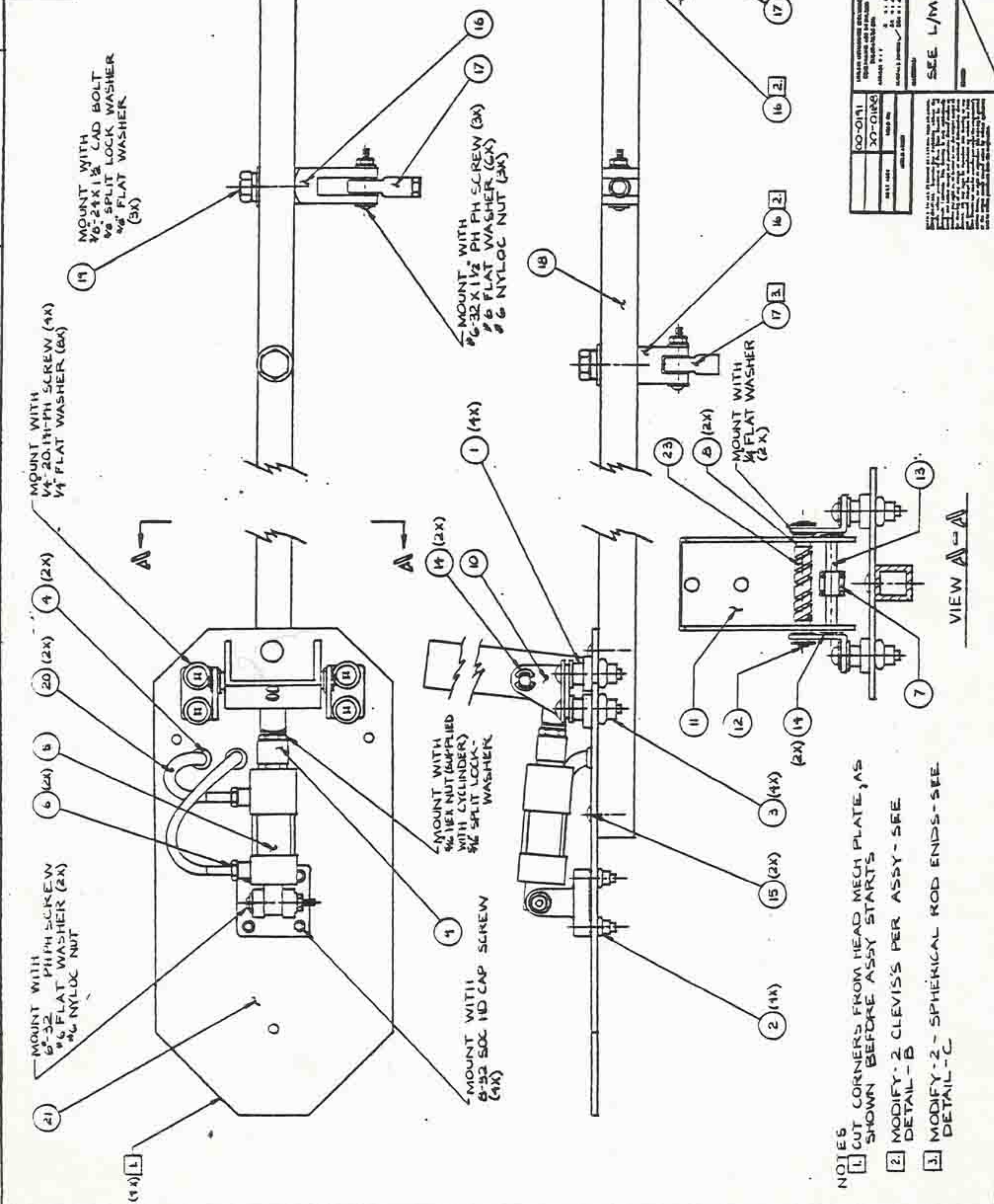
00-0192

ITEM	PART NUMBER										REFERENCE	DESCRIPTION	LM		
	90	80	70	60	50	40	30	20	10						
70									6	20	00	08	01		—
71								1		06	10	05	50		Yes
72								1		06	10	05	60		Yes
73										06	10	05	70		Yes
74								1		06	10	05	80		Yes
75										00	02	03	10		Yes
76								1		00	02	04	10		Yes
77								2		01	04	03	01		—
78								3		80	00	08	40		—
79								5		76	00	00	70		—
80								5		76	00	00	90		—
81								5		76	00	02	10		—

USED ON	REV	TITLE
-10 00-0188-10		BEAGLES
-20 00-0189-10		MECHANICAL
-30 00-0190-10		ASSEMBLY REV
-40 00-0191-10		A 00-0192 + J
-50		

D2.1-11

REV	DATE	DESCRIPTION
A	07/63	PRODUCTION RELEASE
B	07/64	CHANGE P/N ITEM 18 FROM 808-0081-1 TO 808-0081-2
C	08/64	CHANGE P/N ITEM 18, 20 FROM 808-0081-2 TO 808-0081-3



- NOTES
- 1 CUT CORNERS FROM HEAD MECH PLATE, AS SHOWN BEFORE ASSY STARTS
 - 2 MODIFY 2 CLEVIS'S PER ASSY - SEE DETAIL - B
 - 3 MODIFY 2 - SPHERICAL ROD ENDS - SEE DETAIL - C

VIEW A-A

D2.2-1

HEAD TURN AS BEAGLES

00-208

DO NOT SCALE DATA SHOWN	DO NOT SCALE DATA SHOWN
MAKER'S UNLESS OTHERWISE SPECIFIED UNLESS OTHERWISE SPECIFIED	MAKER'S UNLESS OTHERWISE SPECIFIED UNLESS OTHERWISE SPECIFIED
SEE L/M	SEE L/M
00-0191 XO-0198	00-0191 XO-0198
DATE	DATE
BY	BY
APPROVED	APPROVED
DESIGNED BY	DESIGNED BY
CHECKED BY	CHECKED BY
DATE	DATE

8 7 6 5 4 3 2 1

LIST OF MATERIALS



REV

000208

DESCRIPTION

REFERENCE

PART NUMBER

ITEM 90 80 70 60 50 40 30 20 10

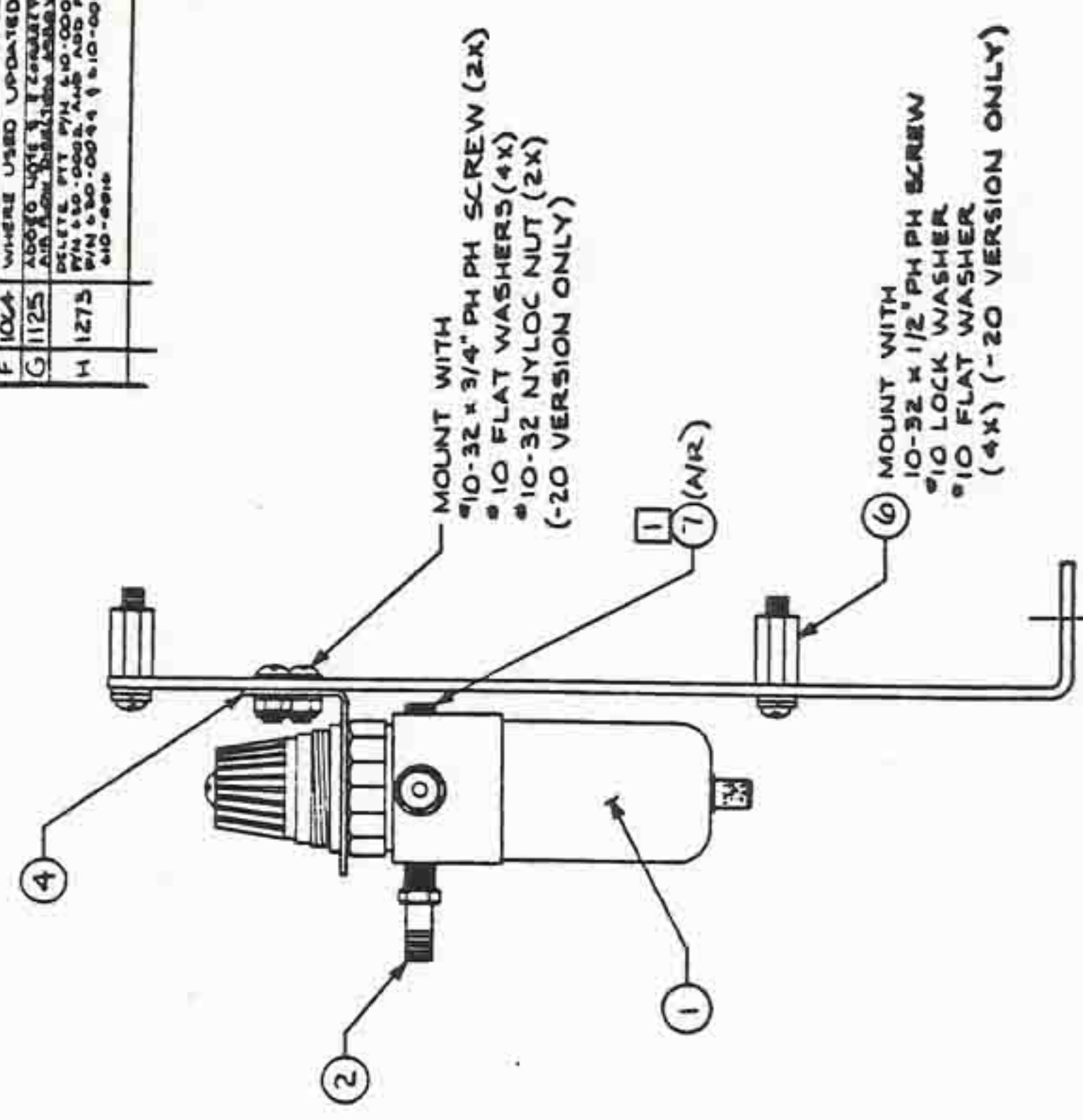
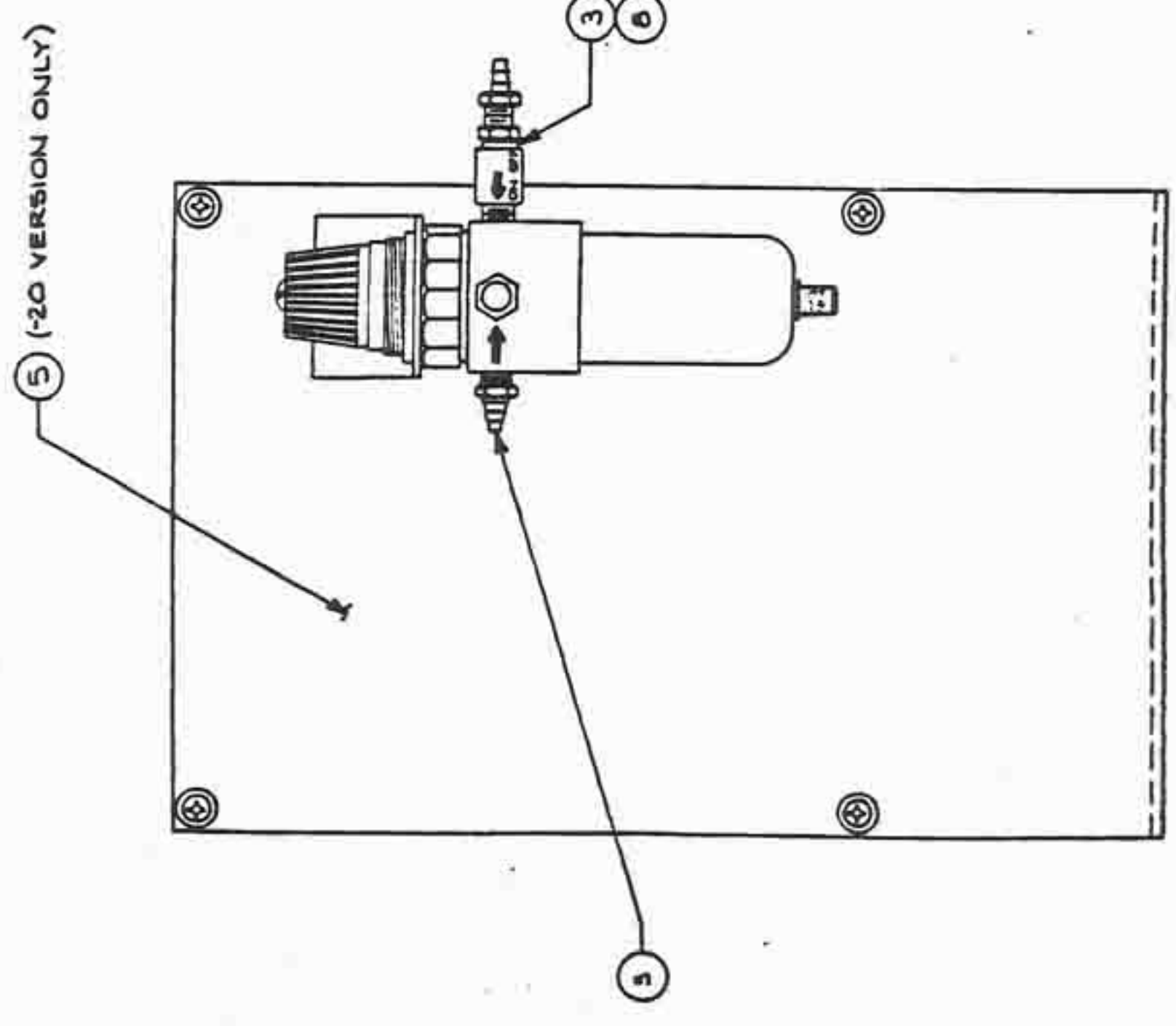
L/M

ITEM	90	80	70	60	50	40	30	20	10	PART NUMBER	REFERENCE	DESCRIPTION	L/M
1									4	01-021		SPACER	-
2									4	80-003		WELL NUT #8-32	-
3									4	80-003		WELL NUT #10-24	-
4									2	80-002		STRAIN RELIEF	-
5									1	60-002		AIR CYLINDER	-
6									2	63-002		BARB 1/8 NPT to 1/8 ID	-
7									1	68-000		BEARING	-
8									2	68-001		BEARING	-
9									1	01-018		SPACER	-
10									1	65-000		CYLINDER MTG. BRKT	-
11									1	01-006		JAW HINGE	-
12									1	01-005		PIVOT SHAFT	-
13									1	01-005		JAW CLEVIS PIN	-
14									4	80-001		E RING	-
15									2	80-009		DRIVE RIVET	-
16									3	50-000		CLEVIS	-
17									3	68-002		SPHERICAL ROD END	-
18									1	01-031		BODY TUBE - BEAGLES	-
19									3	80-012		CAD BOLT 3/8"-24x1 1/2"	-
20									1	74-000		TUBING 1/4" ODX 1/8" ID	-
21									1	01-007		HEAD PLATE	-
22													-
23									1	76-001		SPIRAL WRAP	-

USED ON	REV	TITLE
-60		
-70		
-80		
-90		
-10	00-018-10 00-019-10	
-20		
-30		
-40		
-50		

REV	TITLE
08-16	HEAD TURN ASSEMBLY
07-64	BEAGLES
08-10	BEAGLES
08-10	A 000208+C

REV	DESCRIPTION	DATE	BY	CHK
A	0454 NEW DWG. - OBSOLETE 00-0081	1/1/80	JTB	
B	0459 TO SUBMIT VENDOR QUOTES FOR L/M 1. ADD ITEM 7 TO L/M 1.	1/1/80	JTB	
C	0460 ITEM 7 HAS L/50-0080-10-BUY	1/1/80	JTB	
D	0461 ITEM 7 HAS L/50-0080-10-BUY	1/1/80	JTB	
E	0462 ADD ITEM 7 AND MOVE 1.	1/1/80	JTB	
F	0463 CREATE NEW FILTER REGULATOR ASSY DWG - 30	1/1/80	JTB	
G	1024 WHERE USED UPDATED	1/1/80	JTB	
H	1275 ADD TO L/M 1. 1. 2. 3. 4. 5. 6. 7. 8. 9. 10. 11. 12. 13. 14. 15. 16. 17. 18. 19. 20. 21. 22. 23. 24. 25. 26. 27. 28. 29. 30. 31. 32. 33. 34. 35. 36. 37. 38. 39. 40. 41. 42. 43. 44. 45. 46. 47. 48. 49. 50. 51. 52. 53. 54. 55. 56. 57. 58. 59. 60. 61. 62. 63. 64. 65. 66. 67. 68. 69. 70. 71. 72. 73. 74. 75. 76. 77. 78. 79. 80. 81. 82. 83. 84. 85. 86. 87. 88. 89. 90. 91. 92. 93. 94. 95. 96. 97. 98. 99. 100. 101. 102. 103. 104. 105. 106. 107. 108. 109. 110. 111. 112. 113. 114. 115. 116. 117. 118. 119. 120. 121. 122. 123. 124. 125. 126. 127. 128. 129. 130. 131. 132. 133. 134. 135. 136. 137. 138. 139. 140. 141. 142. 143. 144. 145. 146. 147. 148. 149. 150. 151. 152. 153. 154. 155. 156. 157. 158. 159. 160. 161. 162. 163. 164. 165. 166. 167. 168. 169. 170. 171. 172. 173. 174. 175. 176. 177. 178. 179. 180. 181. 182. 183. 184. 185. 186. 187. 188. 189. 190. 191. 192. 193. 194. 195. 196. 197. 198. 199. 200. 201. 202. 203. 204. 205. 206. 207. 208. 209. 210. 211. 212. 213. 214. 215. 216. 217. 218. 219. 220. 221. 222. 223. 224. 225. 226. 227. 228. 229. 230. 231. 232. 233. 234. 235. 236. 237. 238. 239. 240. 241. 242. 243. 244. 245. 246. 247. 248. 249. 250. 251. 252. 253. 254. 255. 256. 257. 258. 259. 260. 261. 262. 263. 264. 265. 266. 267. 268. 269. 270. 271. 272. 273. 274. 275. 276. 277. 278. 279. 280. 281. 282. 283. 284. 285. 286. 287. 288. 289. 290. 291. 292. 293. 294. 295. 296. 297. 298. 299. 300. 301. 302. 303. 304. 305. 306. 307. 308. 309. 310. 311. 312. 313. 314. 315. 316. 317. 318. 319. 320. 321. 322. 323. 324. 325. 326. 327. 328. 329. 330. 331. 332. 333. 334. 335. 336. 337. 338. 339. 340. 341. 342. 343. 344. 345. 346. 347. 348. 349. 350. 351. 352. 353. 354. 355. 356. 357. 358. 359. 360. 361. 362. 363. 364. 365. 366. 367. 368. 369. 370. 371. 372. 373. 374. 375. 376. 377. 378. 379. 380. 381. 382. 383. 384. 385. 386. 387. 388. 389. 390. 391. 392. 393. 394. 395. 396. 397. 398. 399. 400. 401. 402. 403. 404. 405. 406. 407. 408. 409. 410. 411. 412. 413. 414. 415. 416. 417. 418. 419. 420. 421. 422. 423. 424. 425. 426. 427. 428. 429. 430. 431. 432. 433. 434. 435. 436. 437. 438. 439. 440. 441. 442. 443. 444. 445. 446. 447. 448. 449. 450. 451. 452. 453. 454. 455. 456. 457. 458. 459. 460. 461. 462. 463. 464. 465. 466. 467. 468. 469. 470. 471. 472. 473. 474. 475. 476. 477. 478. 479. 480. 481. 482. 483. 484. 485. 486. 487. 488. 489. 490. 491. 492. 493. 494. 495. 496. 497. 498. 499. 500. 501. 502. 503. 504. 505. 506. 507. 508. 509. 510. 511. 512. 513. 514. 515. 516. 517. 518. 519. 520. 521. 522. 523. 524. 525. 526. 527. 528. 529. 530. 531. 532. 533. 534. 535. 536. 537. 538. 539. 540. 541. 542. 543. 544. 545. 546. 547. 548. 549. 550. 551. 552. 553. 554. 555. 556. 557. 558. 559. 560. 561. 562. 563. 564. 565. 566. 567. 568. 569. 570. 571. 572. 573. 574. 575. 576. 577. 578. 579. 580. 581. 582. 583. 584. 585. 586. 587. 588. 589. 590. 591. 592. 593. 594. 595. 596. 597. 598. 599. 600. 601. 602. 603. 604. 605. 606. 607. 608. 609. 610. 611. 612. 613. 614. 615. 616. 617. 618. 619. 620. 621. 622. 623. 624. 625. 626. 627. 628. 629. 630. 631. 632. 633. 634. 635. 636. 637. 638. 639. 640. 641. 642. 643. 644. 645. 646. 647. 648. 649. 650. 651. 652. 653. 654. 655. 656. 657. 658. 659. 660. 661. 662. 663. 664. 665. 666. 667. 668. 669. 670. 671. 672. 673. 674. 675. 676. 677. 678. 679. 680. 681. 682. 683. 684. 685. 686. 687. 688. 689. 690. 691. 692. 693. 694. 695. 696. 697. 698. 699. 700. 701. 702. 703. 704. 705. 706. 707. 708. 709. 710. 711. 712. 713. 714. 715. 716. 717. 718. 719. 720. 721. 722. 723. 724. 725. 726. 727. 728. 729. 730. 731. 732. 733. 734. 735. 736. 737. 738. 739. 740. 741. 742. 743. 744. 745. 746. 747. 748. 749. 750. 751. 752. 753. 754. 755. 756. 757. 758. 759. 760. 761. 762. 763. 764. 765. 766. 767. 768. 769. 770. 771. 772. 773. 774. 775. 776. 777. 778. 779. 780. 781. 782. 783. 784. 785. 786. 787. 788. 789. 790. 791. 792. 793. 794. 795. 796. 797. 798. 799. 800. 801. 802. 803. 804. 805. 806. 807. 808. 809. 810. 811. 812. 813. 814. 815. 816. 817. 818. 819. 820. 821. 822. 823. 824. 825. 826. 827. 828. 829. 830. 831. 832. 833. 834. 835. 836. 837. 838. 839. 840. 841. 842. 843. 844. 845. 846. 847. 848. 849. 850. 851. 852. 853. 854. 855. 856. 857. 858. 859. 860. 861. 862. 863. 864. 865. 866. 867. 868. 869. 870. 871. 872. 873. 874. 875. 876. 877. 878. 879. 880. 881. 882. 883. 884. 885. 886. 887. 888. 889. 890. 891. 892. 893. 894. 895. 896. 897. 898. 899. 900. 901. 902. 903. 904. 905. 906. 907. 908. 909. 910. 911. 912. 913. 914. 915. 916. 917. 918. 919. 920. 921. 922. 923. 924. 925. 926. 927. 928. 929. 930. 931. 932. 933. 934. 935. 936. 937. 938. 939. 940. 941. 942. 943. 944. 945. 946. 947. 948. 949. 950. 951. 952. 953. 954. 955. 956. 957. 958. 959. 960. 961. 962. 963. 964. 965. 966. 967. 968. 969. 970. 971. 972. 973. 974. 975. 976. 977. 978. 979. 980. 981. 982. 983. 984. 985. 986. 987. 988. 989. 990. 991. 992. 993. 994. 995. 996. 997. 998. 999. 1000.			

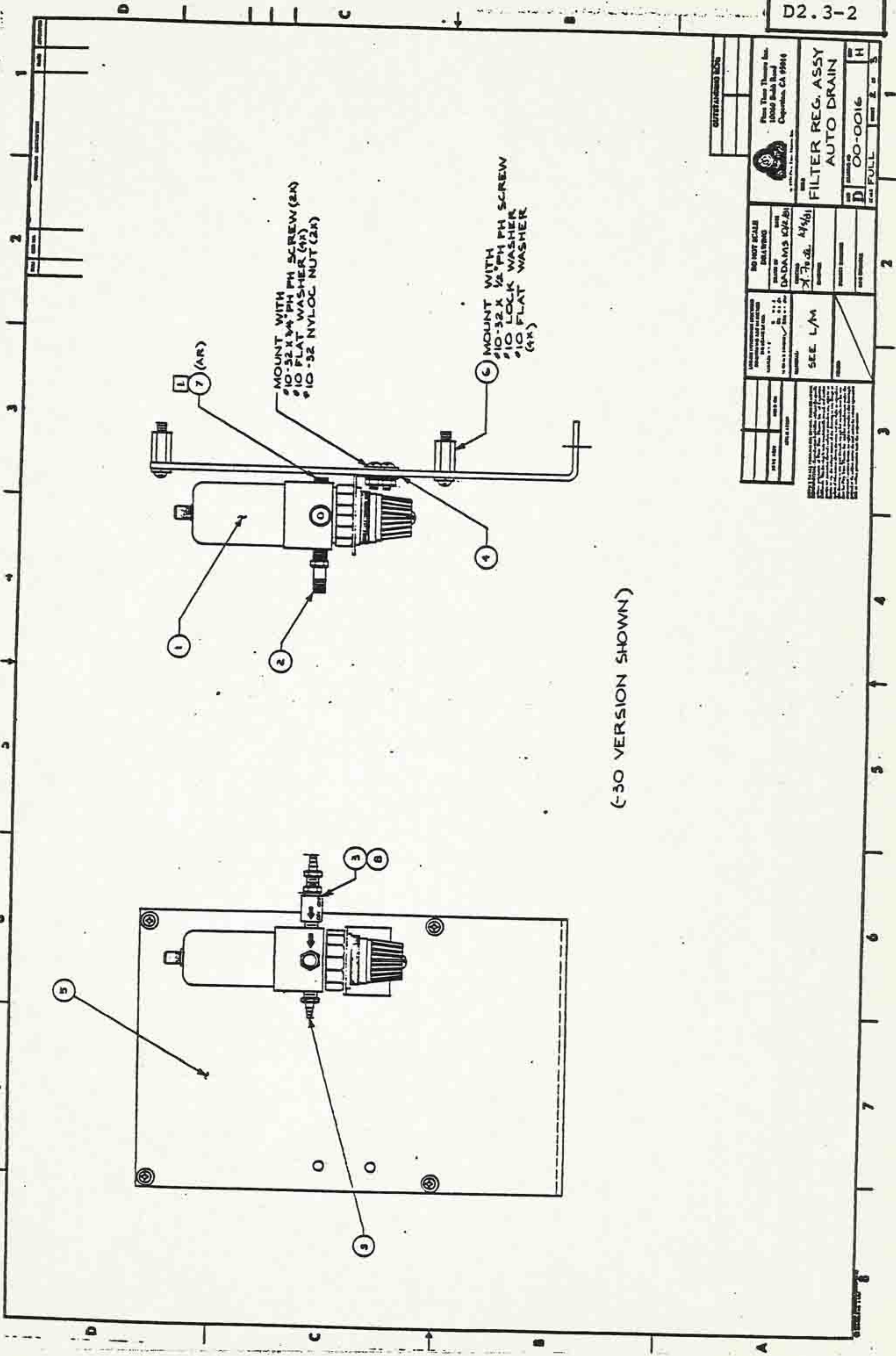


(-10 & -20 VERSION SHOWN)

NOTES:

- 1/8 NPT HOLE PLUG (ITEM 7) SUPPLIED WITH REGULATOR (ITEM 1). RETURN ALL UNUSED 1/8 NPT HOLE PLUGS TO STOCK UNDER P.T.I. PART NO. U50-0009-01.
- WHEN BOLT OR SCREW LENGTHS SPECIFIED ARE NOT AVAILABLE, USE NEXT AVAILABLE SIZE, SO THAT FROM 1/2 TO 6 THREADS REMAIN EXPOSED AFTER MOUNTING NUTS ARE TIGHTENED, IN ORDER TO PASS INSPECTION. (3 THREADS SHOWING BEING THE AMOUNT DESIRED).
- USE TEFLON TAPE ON ALL MALE, THREADED, 1/8 NPT FITTINGS.

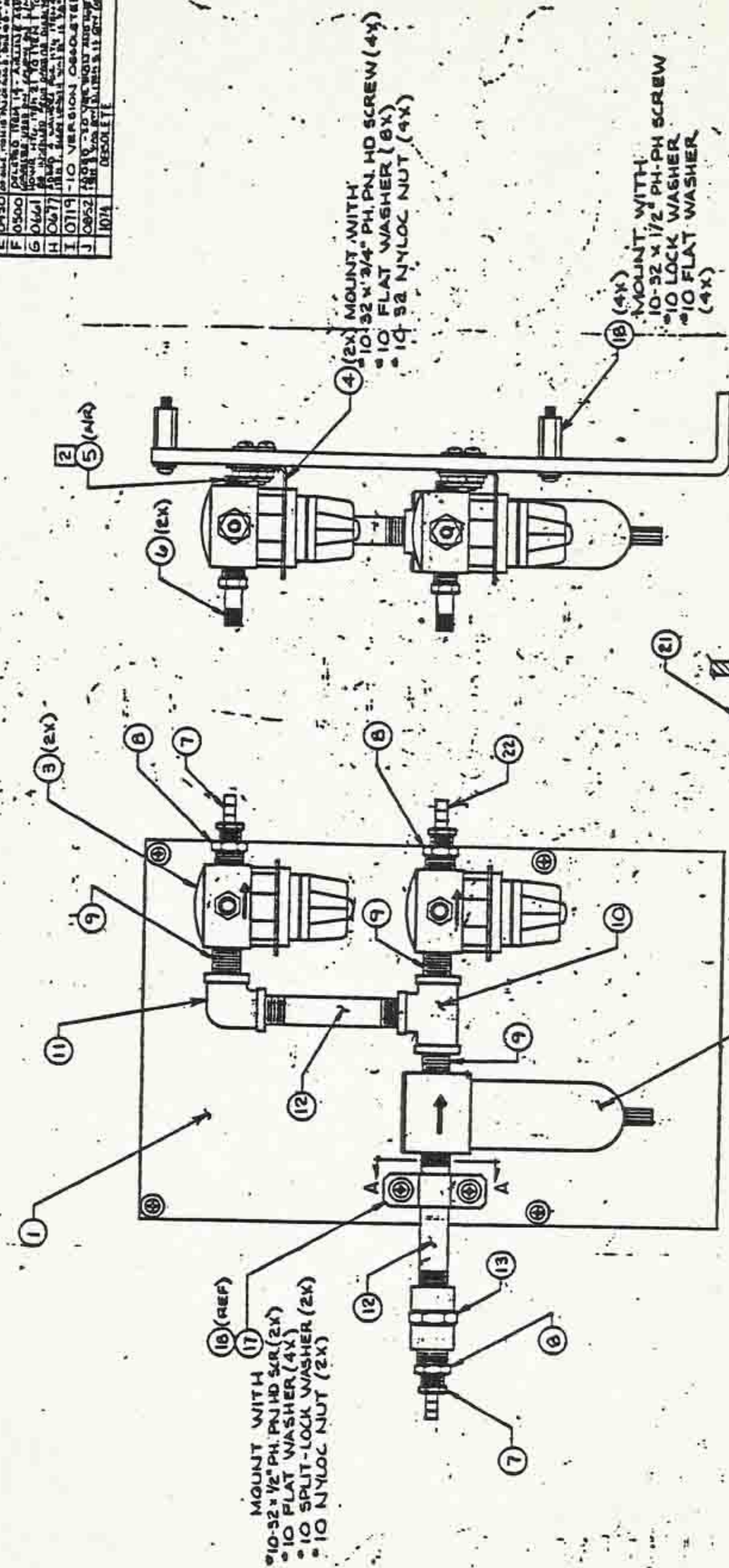
<p>Peter Tool Technology Inc. 10000 Bulb Road Cupertino, CA 95014</p>		<p>DO NOT SCALE DRAWING</p> <p>SCALE: 1/1/80</p> <p>DATE: 1/1/80</p> <p>DESIGNER: JTB</p> <p>CHECKER: JTB</p>	
<p>SEE L/M</p>		<p>ITEM NO: 00-0016</p> <p>REV: H</p> <p>DATE: 1/1/80</p>	
<p>FILTER REG. ASSY-AUTO DRAIN</p>		<p>1</p>	



(-30 VERSION SHOWN)

FILTER REG. ASSY AUTO DRAIN	
PART NO. 00-0016 REV. 2	H
FILTER REG. ASSY AUTO DRAIN	
DRAWN BY: [Signature] CHECKED BY: [Signature]	
NO NOT SCALE DRAWING DATE: 1/2/61 BY: [Signature]	
SEE L/M	

REV	DATE	DESCRIPTION	BY	CHK
A	03/04	ISSUE CHANGES	PH	PH
B	03/08	REVISION TO DRAWING	PH	PH
C	04/08	REVISION TO DRAWING	PH	PH
D	04/15	REVISION TO DRAWING	PH	PH
E	04/15	REVISION TO DRAWING	PH	PH
F	05/00	REVISION TO DRAWING	PH	PH
G	06/01	REVISION TO DRAWING	PH	PH
H	06/17	REVISION TO DRAWING	PH	PH
I	07/19	-10 VERSION OBSOLETE	PH	PH
J	09/52	-10 VERSION OBSOLETE	PH	PH
K	10/14	REVISION TO DRAWING	PH	PH



HISTORY

-20 VERSION

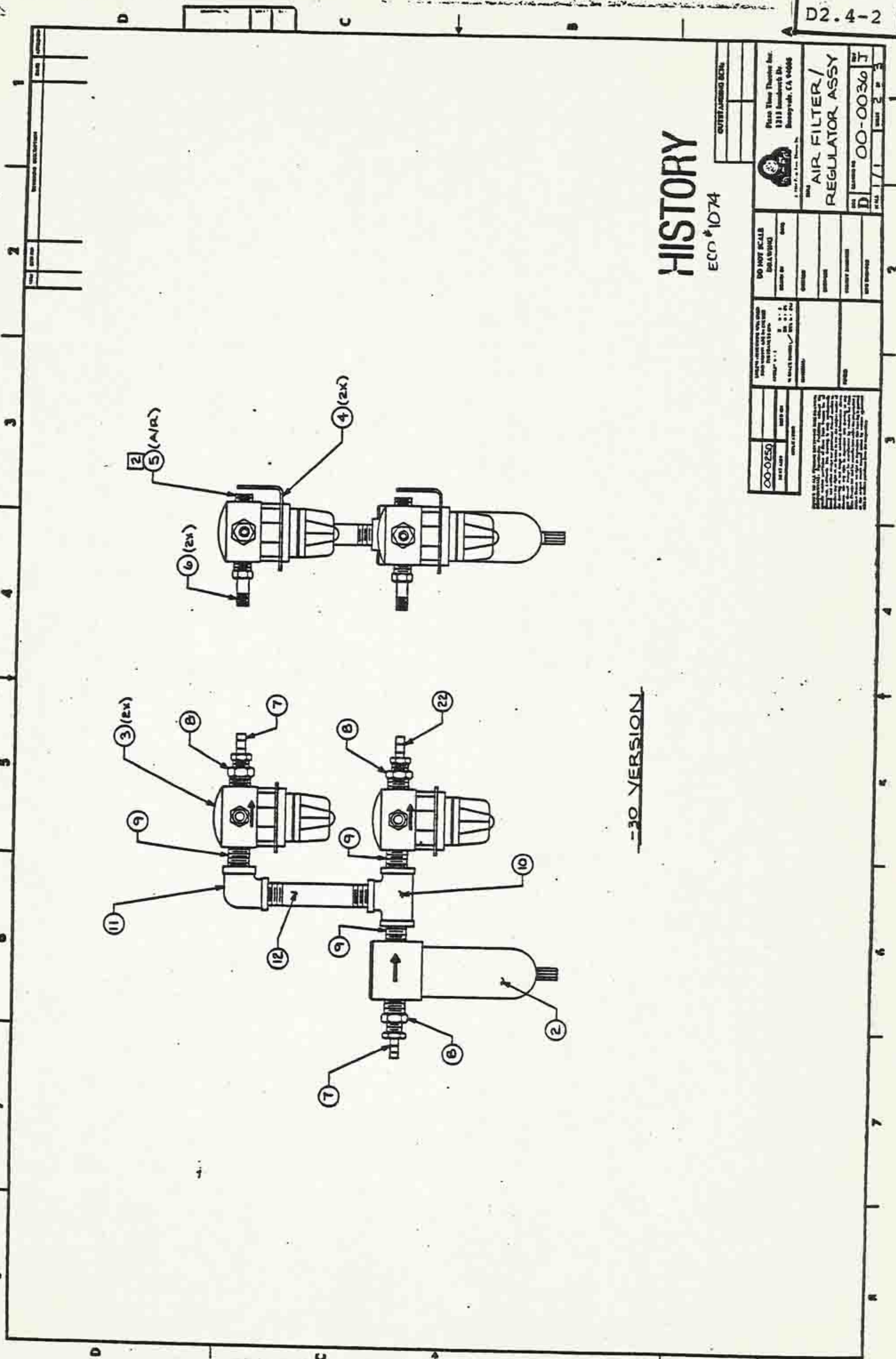
- NOTES:
- USE TEFLON PIPE TAPE ON EACH MALE THREADED FITTING, MALE.
 - 1/8 NPT HOLE PLUG (ITEM 5) SUPPLIED WITH REGULATOR (ITEM 3). RETURN ALL UNUSED 1/8 NPT HOLE PLUGS TO STOCK UNDER P.T. PART NO. 650-0007-01.

00-0234	DO NOT SCALE DRAWING	SEE L/M
00-0036	10-32 X 1/2 PH. HD SCREW (4X)	10-32 X 3/4 PH. HD SCREW (4X)
	10 FLAT WASHER (8X)	10 FLAT WASHER (4X)
	10 SPLIT-LOCK WASHER (2X)	10 NYLOC NUT (2X)
	10 NYLOC NUT (4X)	
	10-32 X 1/2 PH. HD SCREW (4X)	
	10 FLAT WASHER (8X)	
	10 FLAT WASHER (4X)	
	10 SPLIT-LOCK WASHER (2X)	
	10 NYLOC NUT (2X)	
	10 NYLOC NUT (4X)	

Plan Thin Thru for
10000 Ball Road
Oxnard, CA 93044

AIR FILTER /
REGULATOR ASSY

00-0036



HISTORY

ECO #1074

OUTSTANDING BCNs		Pico Valve Therapy Inc. 1311 Sandhurst Dr. Sunnyvale, CA 94088	
DO NOT SCALE DRAWING		AIR FILTER/ REGULATOR ASSY	
PART NO. 00-0250 REV. 1		PART NO. 00-0036 REV. 1	
THIS DRAWING IS THE PROPERTY OF PICO VALVE THERAPY INC. IT IS TO BE USED ONLY FOR THE PURPOSES SPECIFIED HEREIN. IT IS NOT TO BE REPRODUCED OR TRANSMITTED IN ANY FORM OR BY ANY MEANS, ELECTRONIC OR MECHANICAL, INCLUDING PHOTOCOPYING, RECORDING, OR BY ANY INFORMATION STORAGE AND RETRIEVAL SYSTEM, WITHOUT THE WRITTEN PERMISSION OF PICO VALVE THERAPY INC.		DATE: 1/1 DRAWN BY: 2 CHECKED BY: 1	

-30 VERSION-

LIST OF MATERIALS

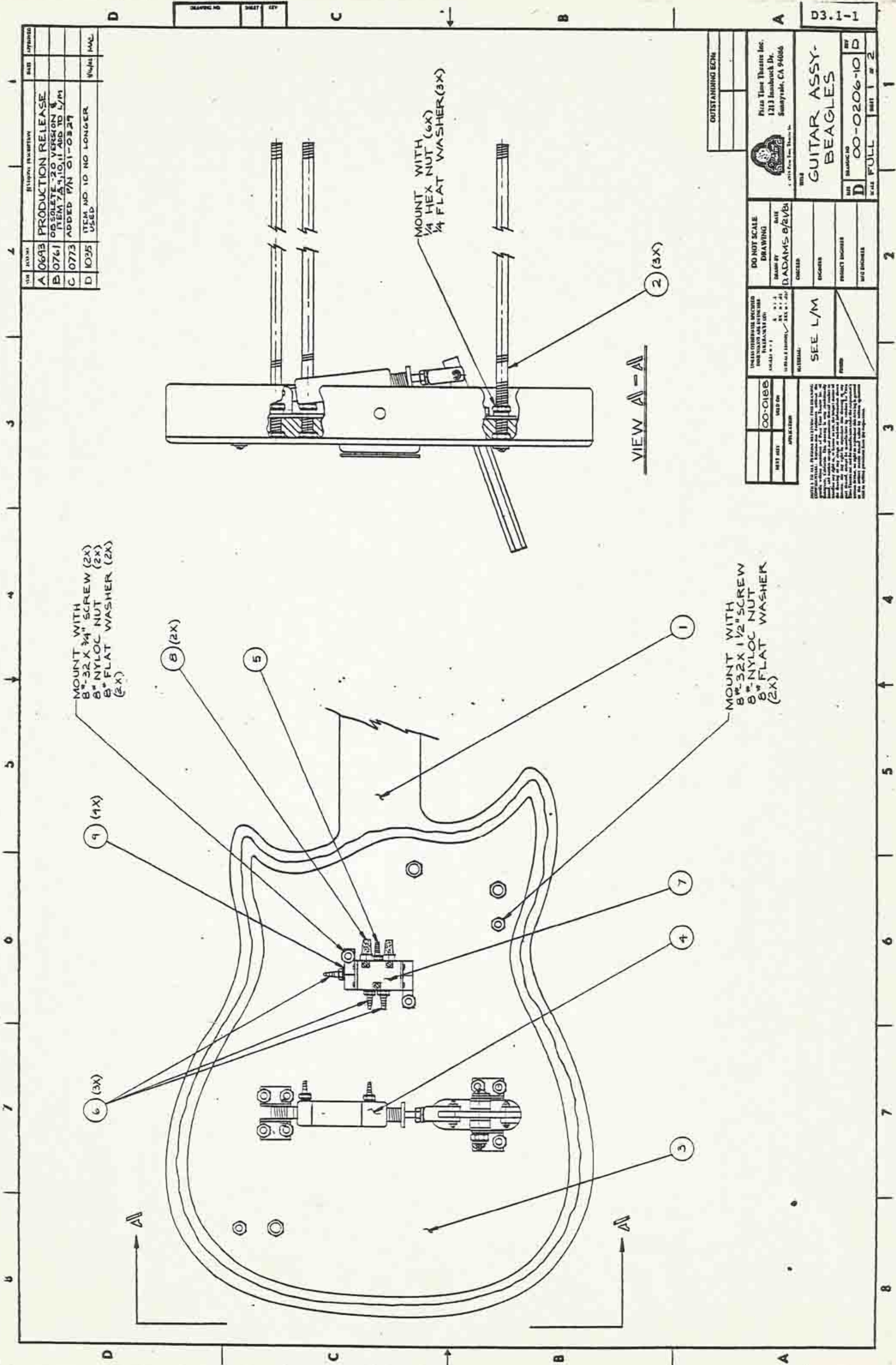
CHUCK E. CHEESE
PIZZA TIME THEATRE

REV

00-0036

ITEM	PART NUMBER										REFERENCE	DESCRIPTION	L/M
	0	10	20	30	40	50	60	70	80	90			
1			1	-					01-0097-01			FILTER MOUNTING PLATE	-
2			1	1					61-00006-01			FILTER	-
3			2	2					61-00009-01			REGULATOR	-
4			2	2					65-00010-01			REGULATOR MTG. BRKT.	-
5			1/2	1/2					65-00009-01			1/8 NPT PIPE PLUG	-
6			2	2					63-00006-01			VALVE STEM FITTING	-
7			2	2					63-00002-01			BARB 1/8 NPT TO 1/8 TUBE	-
8			3	3					63-00022-01			ADAPTER 1/4 NPT MALE TO 1/8 NPT FEM	-
9			3	3					63-00021-01			NIPPLE, 1/4 NPT - MALE/MALE	-
10			1	1					63-00020-01			1/4 NPT FEMALE TEE	-
11			1	1					63-00018-01			1/4 NPT FEMALE ELBOW	-
12			1	2					73-00003-01			1/4 NPT PIPE 3" LG.	-
13			-	1					63-00019-01			COUPLING - STRAIGHT 1/4 NPT FEM	-
14													
15													
16													
17			-	1					80-00103-01			CONDUIT CLAMP 1/4" U	-
18			-	6					58-00038-01			10-32x3/4 THD. M/F STANDOFF	-
19													
20													
21			-	1					01-0251-01			PIPE SUPPORT STRAP	-
22			1	1					63-00011-01			BARB 1/8 NPT TO 1/16 TUBE	-

USED ON	REV	A	B	C	D	E	F	G	H	I	J	TITLE
-10		0349	0363	0408	0425	0450	0500	0661	0677	0719	0852	AIR FILTER /
-20	00-0236											REGULATOR
-30	00-0250											ASSY
-40												REV
-50												A 00-0036 + J



LIST OF MATERIALS



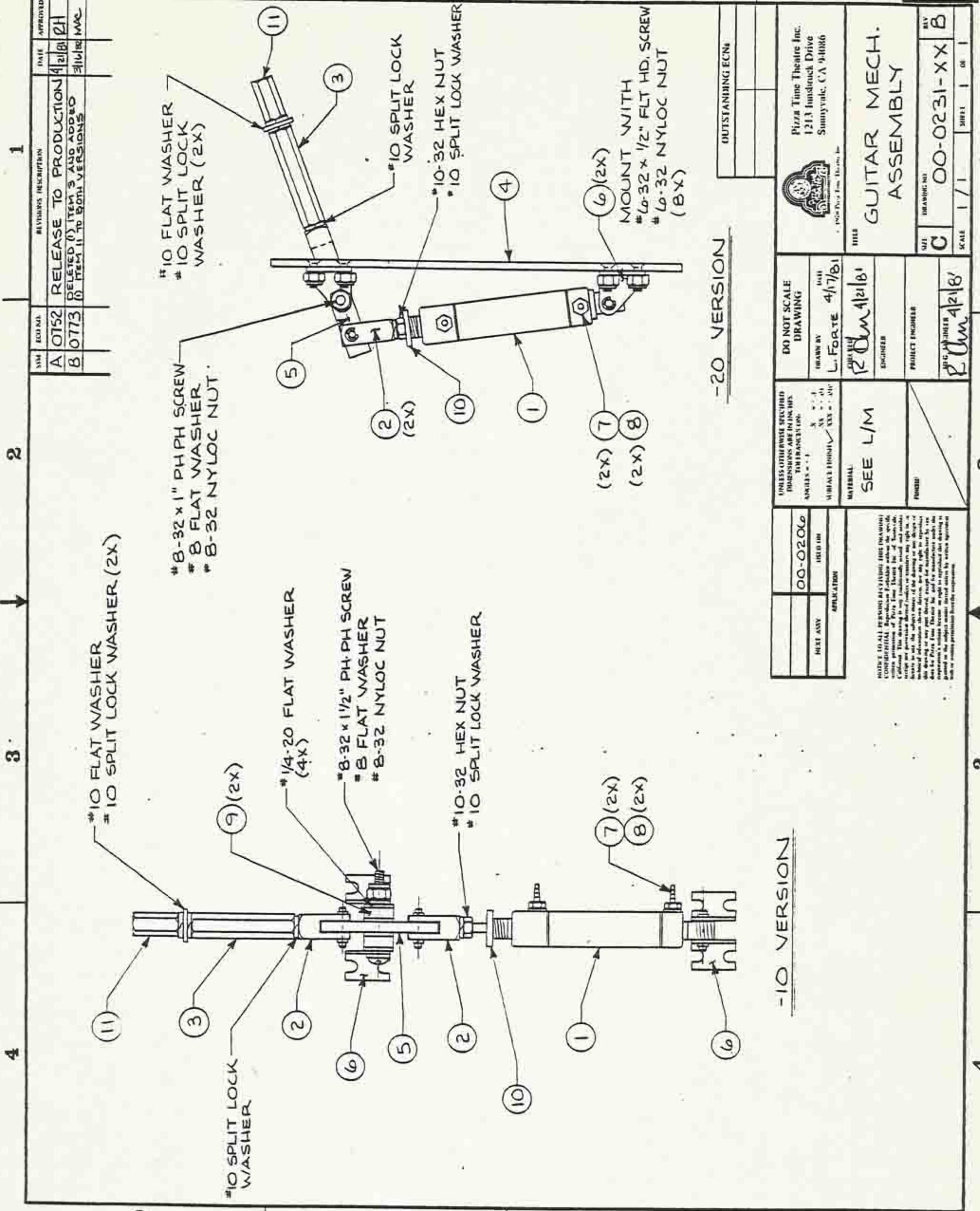
REV

D

00-0206

ITEM	90	80	70	60	50	40	30	20	10	PART NUMBER	REFERENCE	DESCRIPTION	L/M
1									1	7000097-01		GUITAR	-
2									3	01-0315-01		GUITAR SUPPORT ROD	-
3									1	01-0311-01		GUITAR BACKING	-
4									1	00-0231-10		GUITAR MECH. ASSY	YES
5									1	6300001-01		BARB #10-24 x 1/8"	-
6									3	6300008-01		BARB #10-24 x 1/16"	-
7									1	6100008-01		4 WAY VALVE	-
8									2	6300003-01		AIR MUFFLER	-
9									4	6300003-01		WASHER RUBBER	-
10													-

USED ON	-60	-70	-80	-90	REV	Δ	□	▽	○	TITLE
-10	00-0188-10	00-0189-10								GUITAR -
-20					ECO	0693	0761	0773	1035	BEAGLES
-30										
-40										
-50										



LIST OF MATERIALS



REV

00-0231

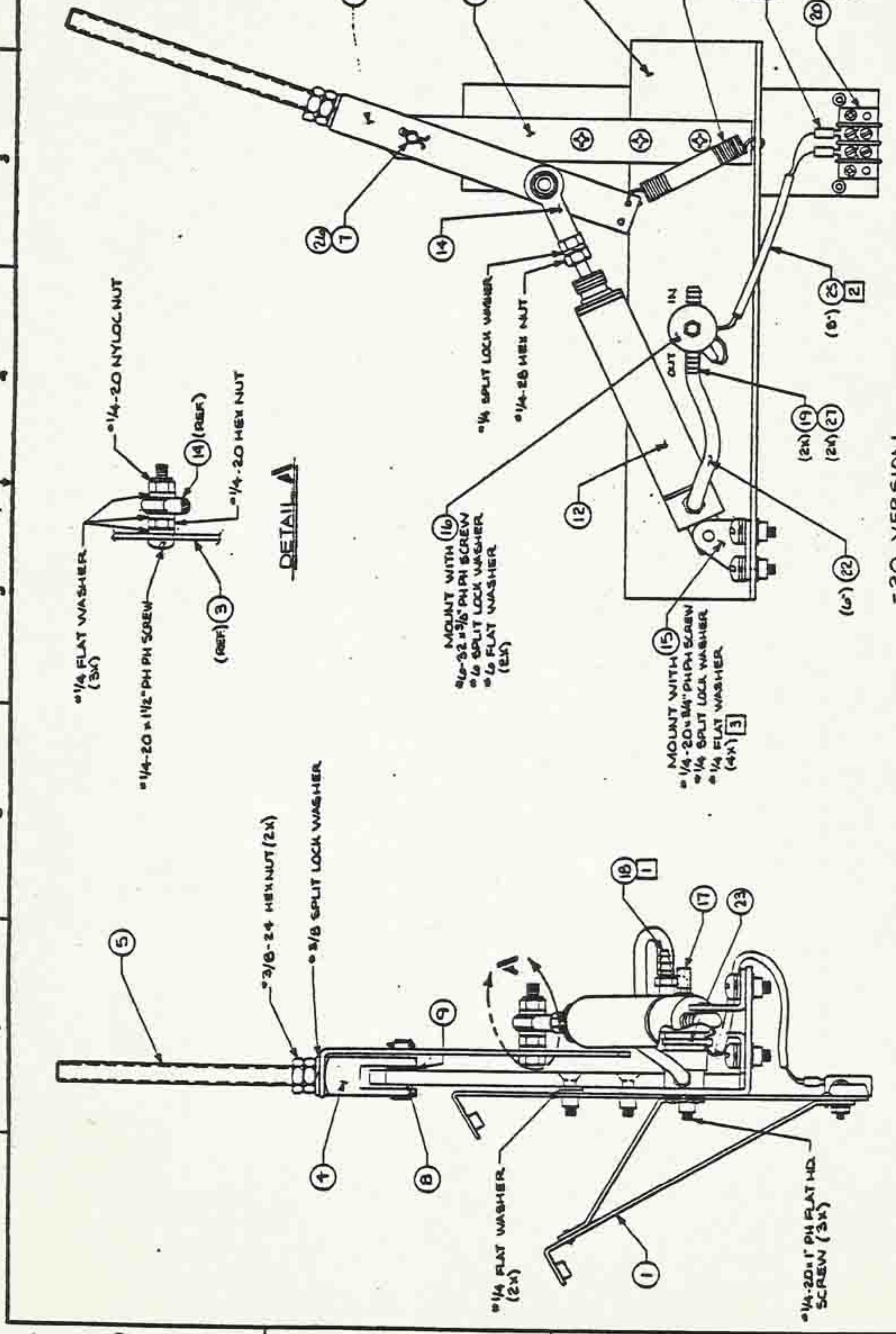
B

ITEM	PART NUMBER										REFERENCE	DESCRIPTION	LM					
	90	80	70	60	50	40	30	20	10									
1							1	1	6	0	0	0	1	6	0	1	AIR CYLINDER	
2							2	2	6	5	0	0	0	4	0	1	CLEVIS	
3							1	1	8	0	0	0	9	4	0	1	STANDOFF #10-32x1 3/4"	
4							1	1	0	1	0	3	2	3	0	1	GUITAR CYL. MTG. PLATE	
5							1	1	0	1	0	3	2	6	0	1	STRUM LINKAGE	
6							2	2	6	5	0	0	0	5	0	1	PIVOT BRKT. -PAIR	
7							2	2	6	3	0	0	0	8	0	1	BARB #10-32 x 1/16"	
8							2	2	6	3	0	0	3	3	0	1	WASHER, RUBBER	
9							-	2	0	1	0	1	4	0	3		SPACER	
10							1	1	0	1	0	3	2	1	0	1	LEATHER WASHER	
11							1	1	5	8	0	0	3	8	0	1	STANDOFF #10-32 x 3/4" M/F	

USED ON	REV	A	B	TITLE
-10	00-0206			
-20		0752	0773	GUITAR MECH.
-30				ASSY
-40				
-50				

D3.2-2

REV	DATE	DESCRIPTION
F	07/04	REVISED TO VERSION 10/10/87
G	10/01	REVISED TO VERSION 10/10/87
H	10/87	REVISED TO VERSION 10/10/87



		Pico Electronics Inc. 1311 Redwood Dr. Sunnyvale, CA 94086	
DO NOT SCALE DRAWINGS	DATE OF L. FORTS	DATE OF P. T. 10/10/87	DATE OF P. T. 10/10/87
THESE DIMENSIONS REFER TO THE MANUFACTURED PART	SEE L/M	FLAG WAYER SUB ASSY	
PART NO. 00-0004	REV. 10	PART NO. 00-0001	REV. H

-20 VERSION

- NOTES:
- 1/8 NPT BARB (ITEM 18) SHOULD BE WRAPPED WITH TEFLON TAPE BEFORE INSERTING.
 - TUBING (ITEM 25) TO BE PUT ON SOLENOID WIRES BEFORE ITEM 21 IS CRIMPED ON.
 - MOUNTING HARDWARE FOR PIVOT BRACKET (ITEM 15) TO BE TIGHTENED AFTER ASSEMBLY.



LIST OF MATERIALS

REV H

00+000

ITEM	PART NUMBER										REFERENCE	DESCRIPTION	L/M	REV		
	90	80	70	60	50	40	30	20	10	0						
1																
2																
3																
4																
5																
6																
7																
8																
9																
10																
11																
12																
13																
14																
15																
16																
17																
18																
19																
20																
21																
22																
23																

USED ON	REV	A	B	C	D	E	F	G	H	TITLE	SHT 2 OF 3
-60											
-70											
-80	00-0004-20	0437	0488	0505	0567	0577	0954	1009	1047	FLAG WAYER SUB ASSY	
-90											
-40											
-50											

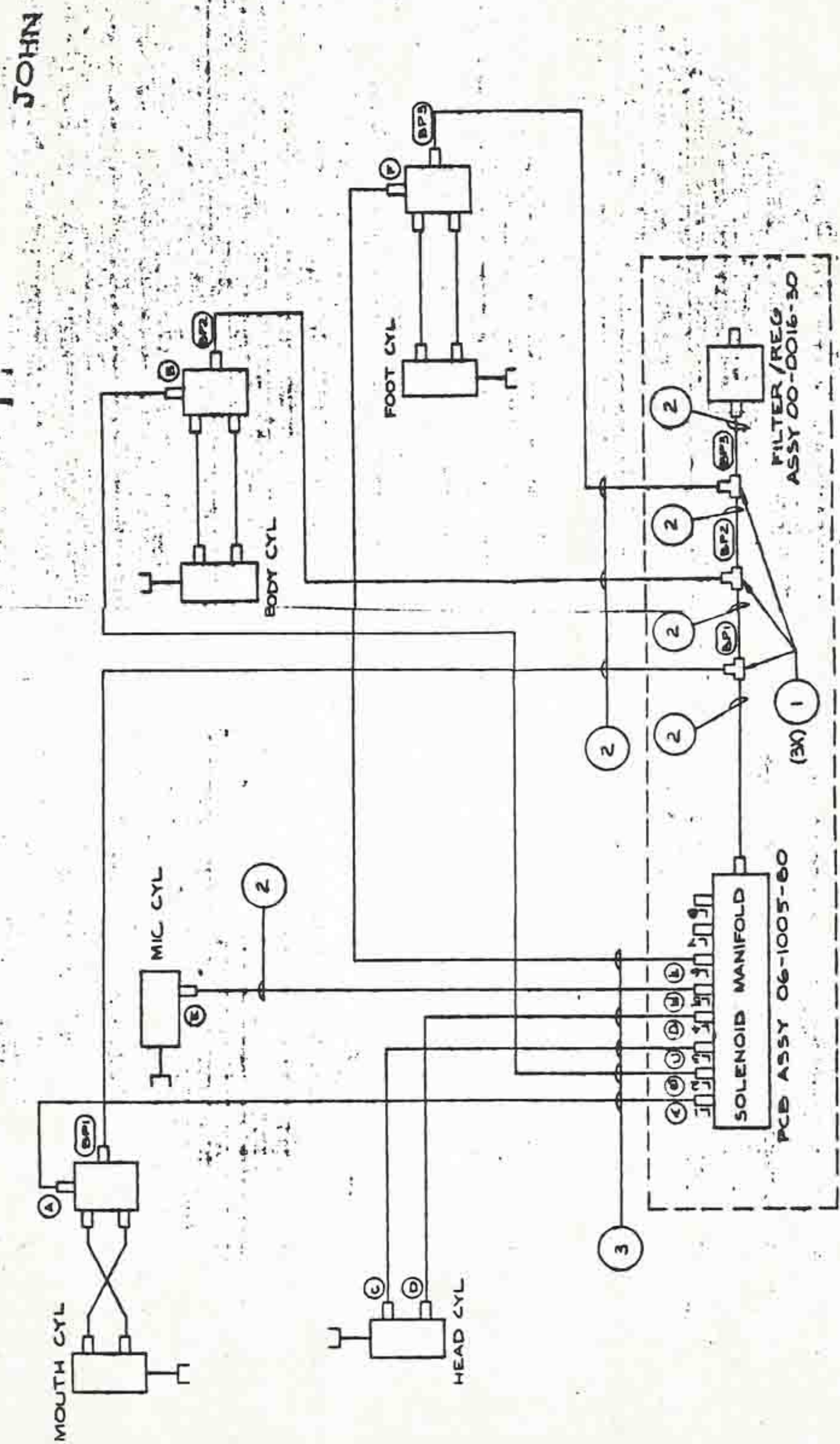


Q.A.	REV	DATE
ORIGINATOR	APPROVAL QA	
APPROVAL ENG.	APPROVAL MFG.	

QUALITY ASSURANCE OPERATING PROCEDURE

Title: /

WORKMANSHIP STANDARD



NOTES:
 1. SEE 04-0012 WIRE LIST - JOHN
 AIRLINES FOR TUBING USAGE



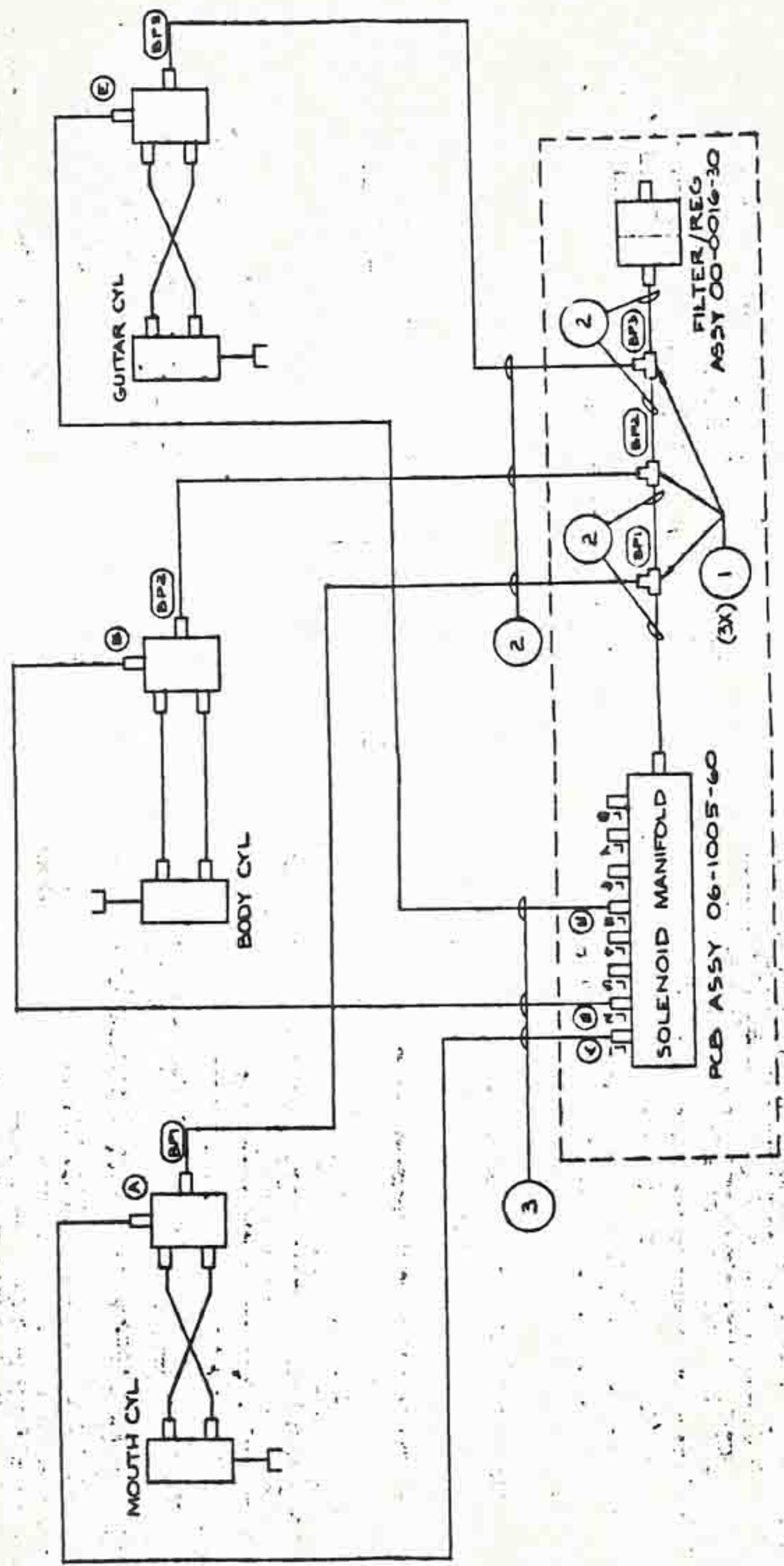
Q.A.	REV	DATE
ORIGINATOR	APPROVAL QA	
APPROVAL ENG.	APPROVAL MFG.	

QUALITY ASSURANCE OPERATING PROCEDURE

Title:

WORKMANSHIP STANDARD

PAUL



NOTES:
1. SEE 04-0010 WIRE LIST - PAUL
AIRLINES FOR TUBING USAGE.



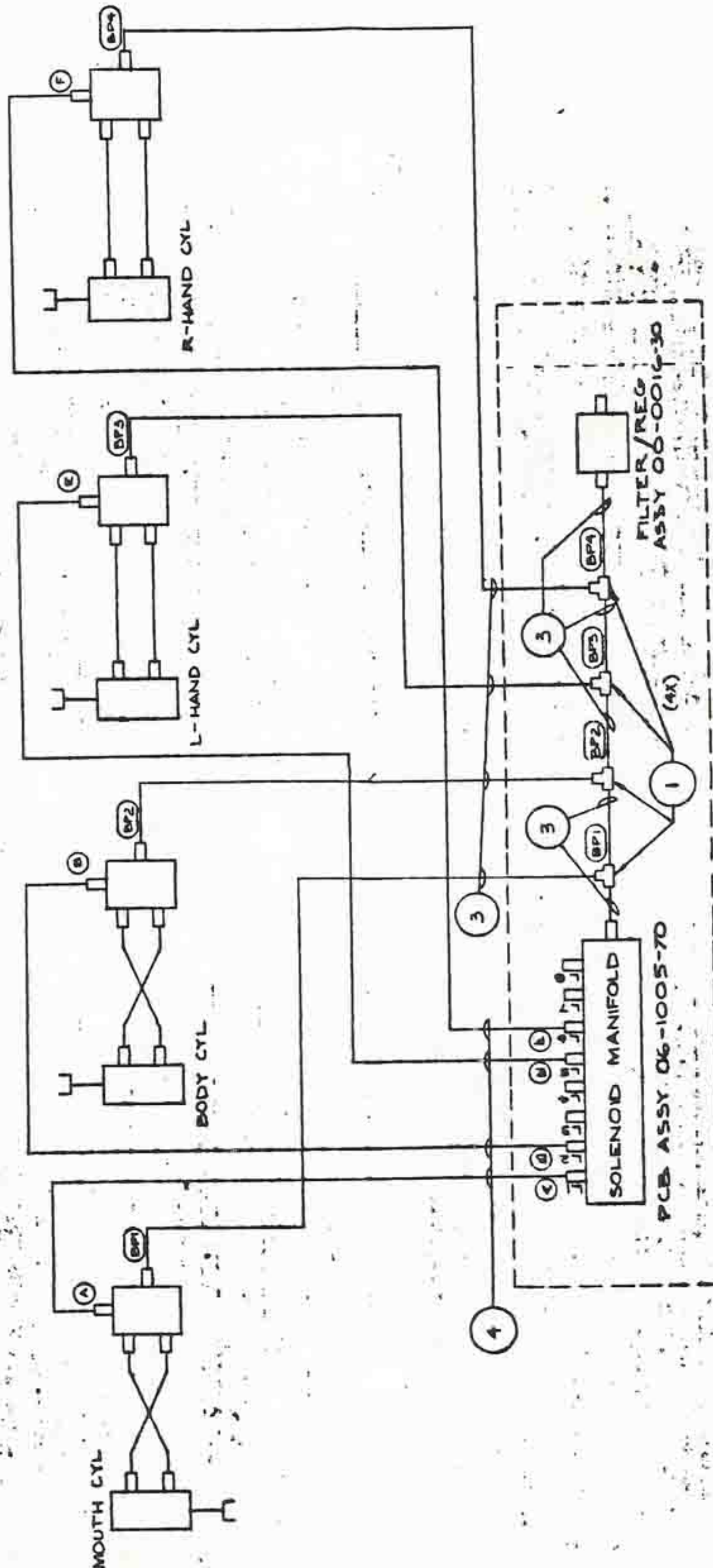
Q.A.	REV	DATE
ORIGINATOR	APPROVAL QA	
APPROVAL ENG.	APPROVAL MFG.	

QUALITY ASSURANCE OPERATING PROCEDURE

Title:

WORKMANSHIP STANDARD

RINGO



NOTES:
1. SEE 06-0011 WIRE LIST-RINGO
AIRLINES FOR TUBING USAGE.



Q.A

REV

DATE

ORIGINATOR

APPROVAL QA

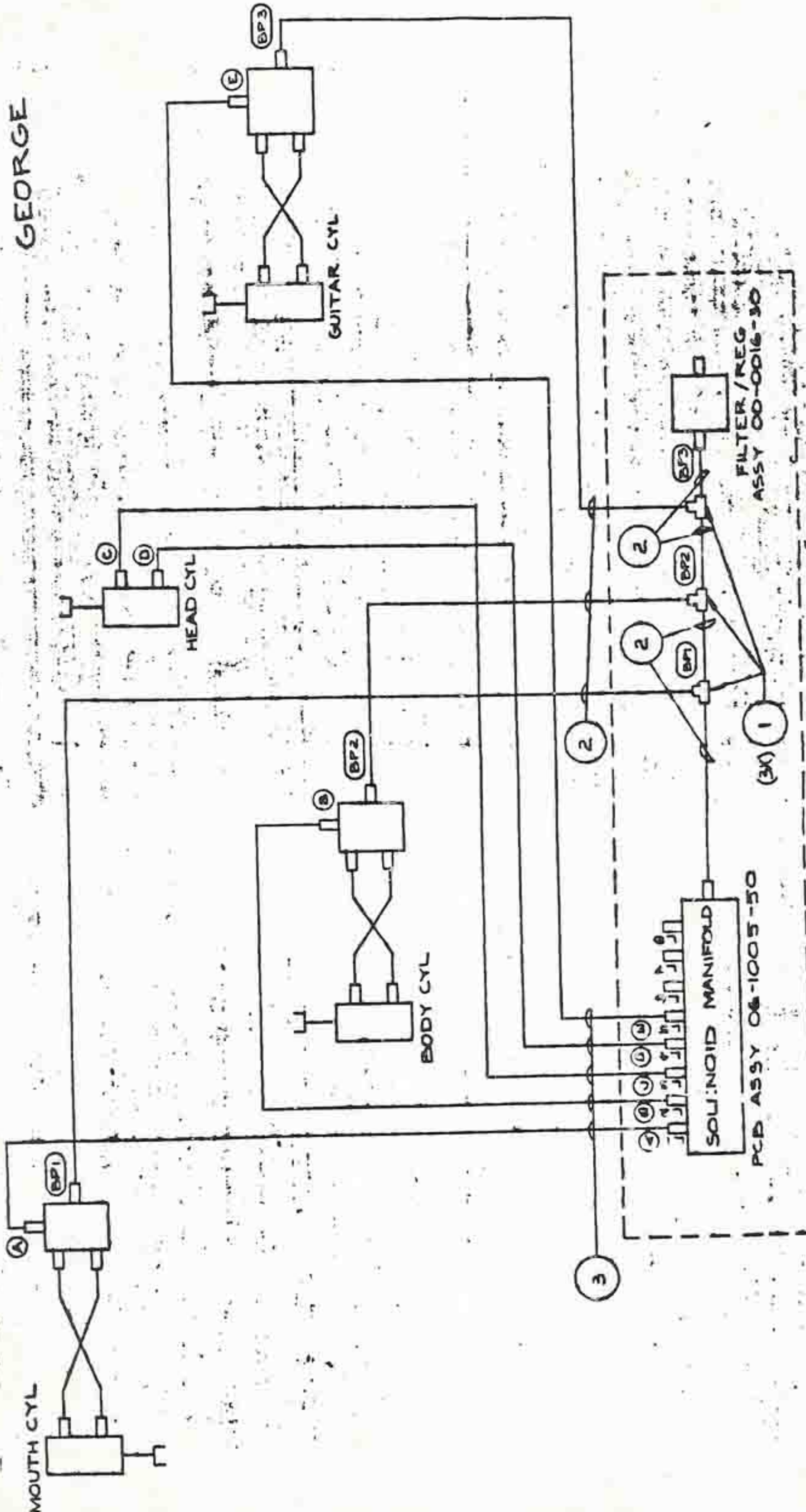
APPROVAL ENG.

APPROVAL MFG.

QUALITY ASSURANCE OPERATING PROCEDURE

Title:

WORKMANSHIP STANDARD



NOTES:
1. SEE 04-009 WIRE LIST - GEORGE
AIRLINES FOR TUBING USAGE

PIZZA TIME THEATRE, INC. CYBERAMICS PARTS MANUAL

Date of Origin: 1979-1985

Archived: 5-8-13

Submission by P. Linden

Version 1.0

The documents contained herein are for educational use only. Please do not replicate, redistribute, or make any unauthorized printings. All intellectual property including characters, artwork, photography, and slogans are trademark and/or copyright their respective owners.

